



US00D383182S

United States Patent [19]
Estell

[11] **Patent Number:** **Des. 383,182**
[45] **Date of Patent:** ****Sep. 2, 1997**

[54] **SLEEVE COVER FOR BASEBALL BAT**

[76] **Inventor:** **Gary D. Estell**, 603 - 74th St. SW.,
Everett, Wash. 98203

[**] **Term:** **14 Years**

[21] **Appl. No.:** **52,500**

[22] **Filed:** **Mar. 8, 1996**

[51] **LOC (6) Cl.** **21-02**

[52] **U.S. Cl.** **D21/221**

[58] **Field of Search** D21/211, 221;
150/160

[56] **References Cited**

U.S. PATENT DOCUMENTS

- D. 319,677 9/1991 Rendall, Jr. D21/221
- D. 329,483 9/1992 Herold D21/221
- 3,603,368 9/1971 Brenner 150/160

Primary Examiner—Ted Shooman
Assistant Examiner—Mitchell I. Siegel
Attorney, Agent, or Firm—Todd N. Hathaway

[57] **CLAIM**

The ornamental design for a sleeve cover for baseball bat, as shown and described.

DESCRIPTION

FIG. 1 is a perspective view of a sleeve cover for baseball bat, showing my new design;

FIG. 2 is a right side view thereof;

FIG. 3 is a rear elevational view thereof;

FIG. 4 is a left side view thereof;

FIG. 5 is a front elevational view of the front thereof;

FIG. 6 is a top end view thereof; and

FIG. 7 is a bottom end view thereof; and

FIG. 8 is a perspective view of a second embodiment of the sleeve as disclosed in FIG. 1, using a hook and loop type closure;

FIG. 9 is a right side view of FIG. 8;

FIG. 10 is a rear elevational view of FIG. 8;

FIG. 11 is a left side view of FIG. 8;

FIG. 12 is a front elevational view of FIG. 8;

FIG. 13 is a top end view of FIG. 8; and,

FIG. 14 is a bottom end view of FIG. 8.

The broken line showing of the handle of the bat is for illustrative purposes only and forms no part of the claimed design. The broken lines disclosed on the sleeve cover are shown it indicate stitching and do form part of the claimed design.

1 Claim, 2 Drawing Sheets




FIG. 1

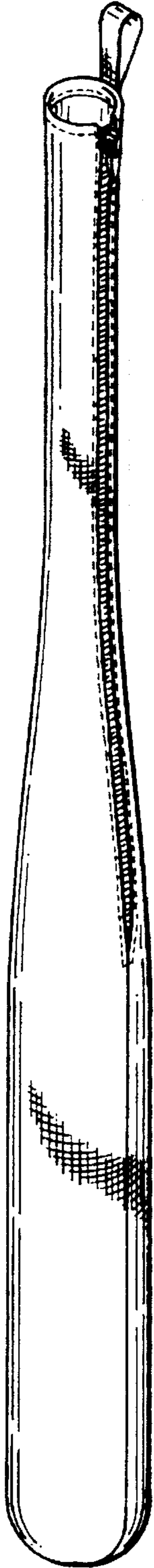


FIG. 2

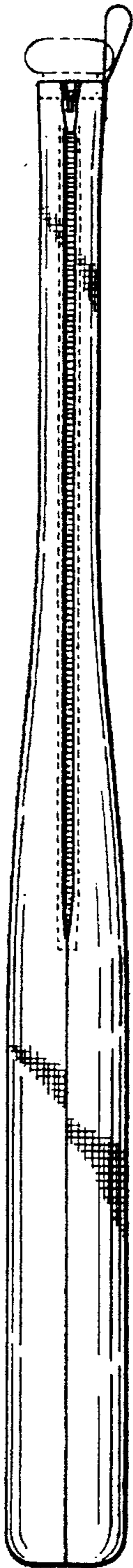


FIG. 3

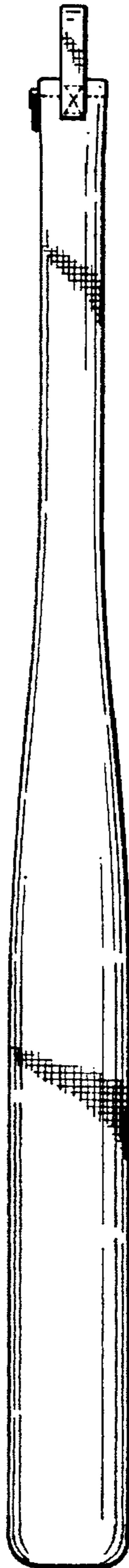


FIG. 4



FIG. 5

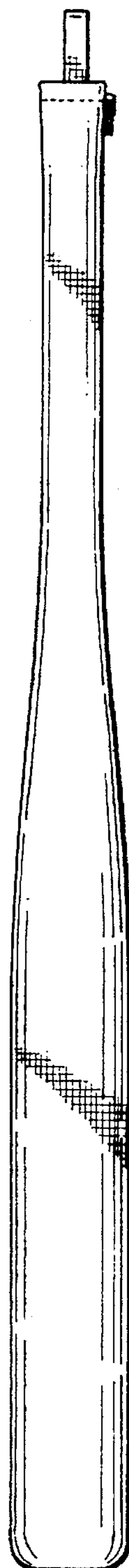


FIG. 6

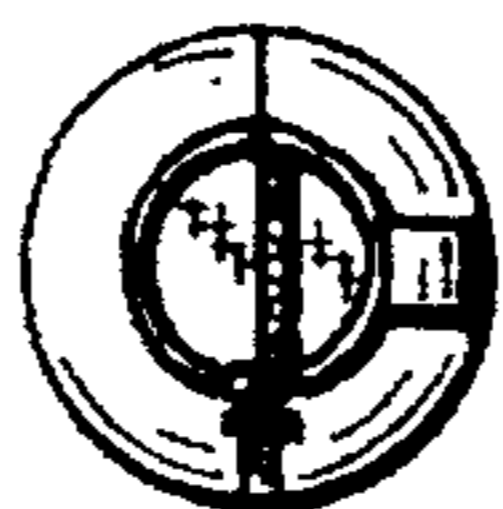


FIG. 7

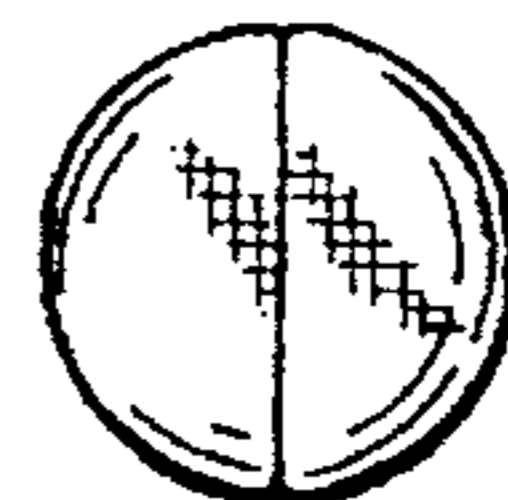


FIG. 8

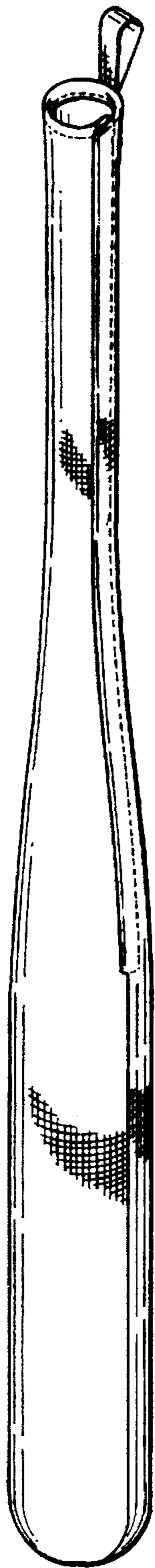


FIG. 9

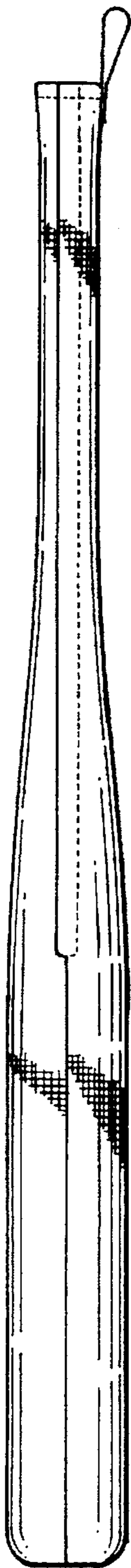


FIG. 10

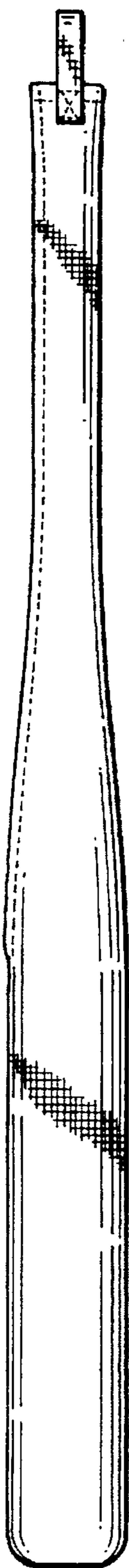


FIG. 11



FIG. 12



FIG. 13

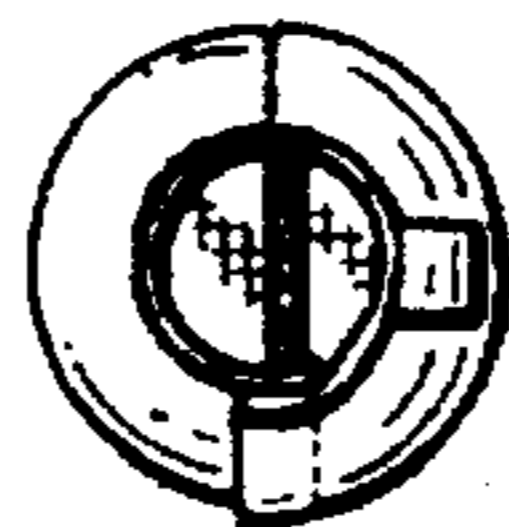


FIG. 14

