



US00D383170S

United States Patent [19]

[11] Patent Number: **Des. 383,170**

Darden

[45] Date of Patent: ****Sep. 2, 1997**

[54] **TOP SURFACE OF A GAME BOARD**

D. 345,384 3/1994 Tataryn D21/18
5,201,524 4/1993 Csanady et al. 273/284 X

[76] Inventor: **Hardy F. Darden**, 826-95th Ave.,
North, Naples, Fla. 33963

Primary Examiner—Prabhakar G. Deshmukh
Attorney, Agent, or Firm—Oldham & Oldham Co., LPA

[**] Term: **14 Years**

[57] CLAIM

[21] Appl. No.: **45,466**

The ornamental design for the top surface of a game board,
as shown and described.

[22] Filed: **Oct. 20, 1995**

DESCRIPTION

[51] LOC (6) Cl. **21-01**

[52] U.S. Cl. **D21/18; D21/25; D21/27**

[58] **Field of Search** D21/7, 8, 9, 10,
D21/11, 17, 18, 14, 34, 25, 27; 273/180,
117 A, 178 B, 181 J, 115, 281, 284, 287

FIG. 1 is a top plan view of a top surface of a game board
showing my new design;
FIG. 2 is a top plan view of a second embodiment of a game
board according to the invention, and;
FIG. 3 is a top plan view of a third embodiment according
to the invention.


[56] References Cited

U.S. PATENT DOCUMENTS

- D. 228,560 10/1973 Trbovich D21/18 X
- D. 272,253 1/1984 Du Plessis D21/17
- D. 288,697 3/1987 Newton et al. D21/17

The broken line showing of balls is for illustrative purposes
only and forms no part of a claim.

1 Claim, 2 Drawing Sheets






FIG. -1

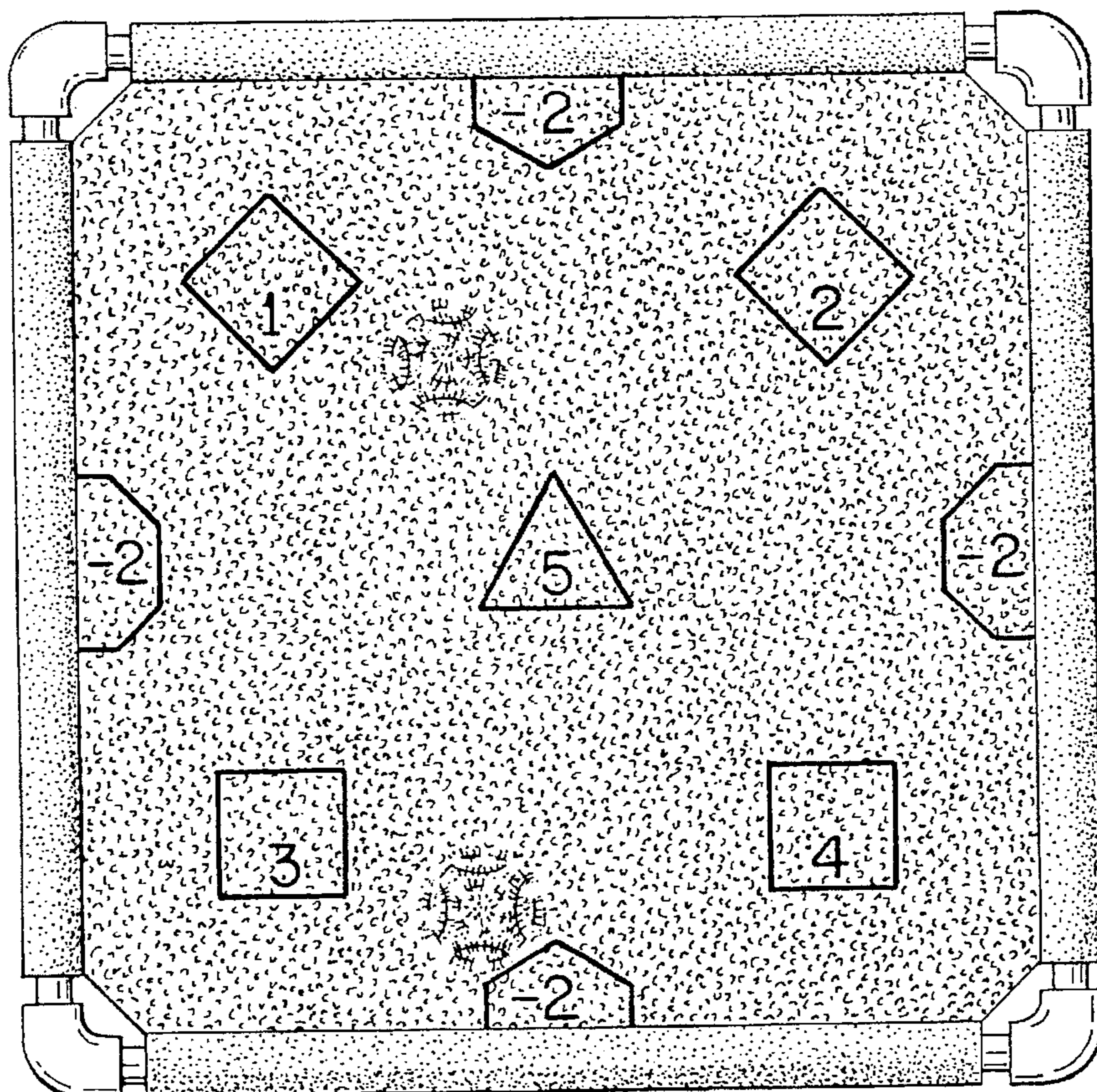


FIG. -2




FIG. - 3