



US00D383166S

# United States Patent [19]

Nowak, Jr.

[11] Patent Number: **Des. 383,166**

[45] Date of Patent: **\*\*Sep. 2, 1997**

[54] **BUSINESS CARD HOLDER**

[76] Inventor: **Edmund Anthony Nowak, Jr., 7742 Elmgrove Dr., Elmwood Park, Ill. 60635**

[\*\*] Term: **14 Years**

[21] Appl. No.: **45,612**

[22] Filed: **Oct. 25, 1995**

[51] LOC (6) Cl. .... **19-02**

[52] U.S. Cl. .... **D19/86; D21/234; D19/82; D19/42; D19/92**

[58] **Field of Search** ..... D21/128, 208, D21/234; D11/131, 157; D19/35, 36, 41-51, 54-58, 81-85, 75, 77, 78, 86, 90, 91, 92, 95, 99, 100; 211/10, 11, 13, 45, 50, 55, 126, 69.1, 69.9

[56] **References Cited**

**U.S. PATENT DOCUMENTS**

D. 286,165 10/1986 Rooney ..... D19/75

- D. 317,624 6/1991 Jurinjak ..... D19/42
- D. 344,547 2/1994 Tieje ..... D19/90
- D. 359,987 7/1995 Yoshikawa ..... D19/86
- D. 366,918 2/1996 Mathers ..... D21/208
- D. 368,036 3/1996 Tronolone, Jr. .... D19/82 X
- 1,959,347 5/1934 Czichos ..... D21/234 X

*Primary Examiner*—Martie Thompson  
*Attorney, Agent, or Firm*—Francis C. Kowalik

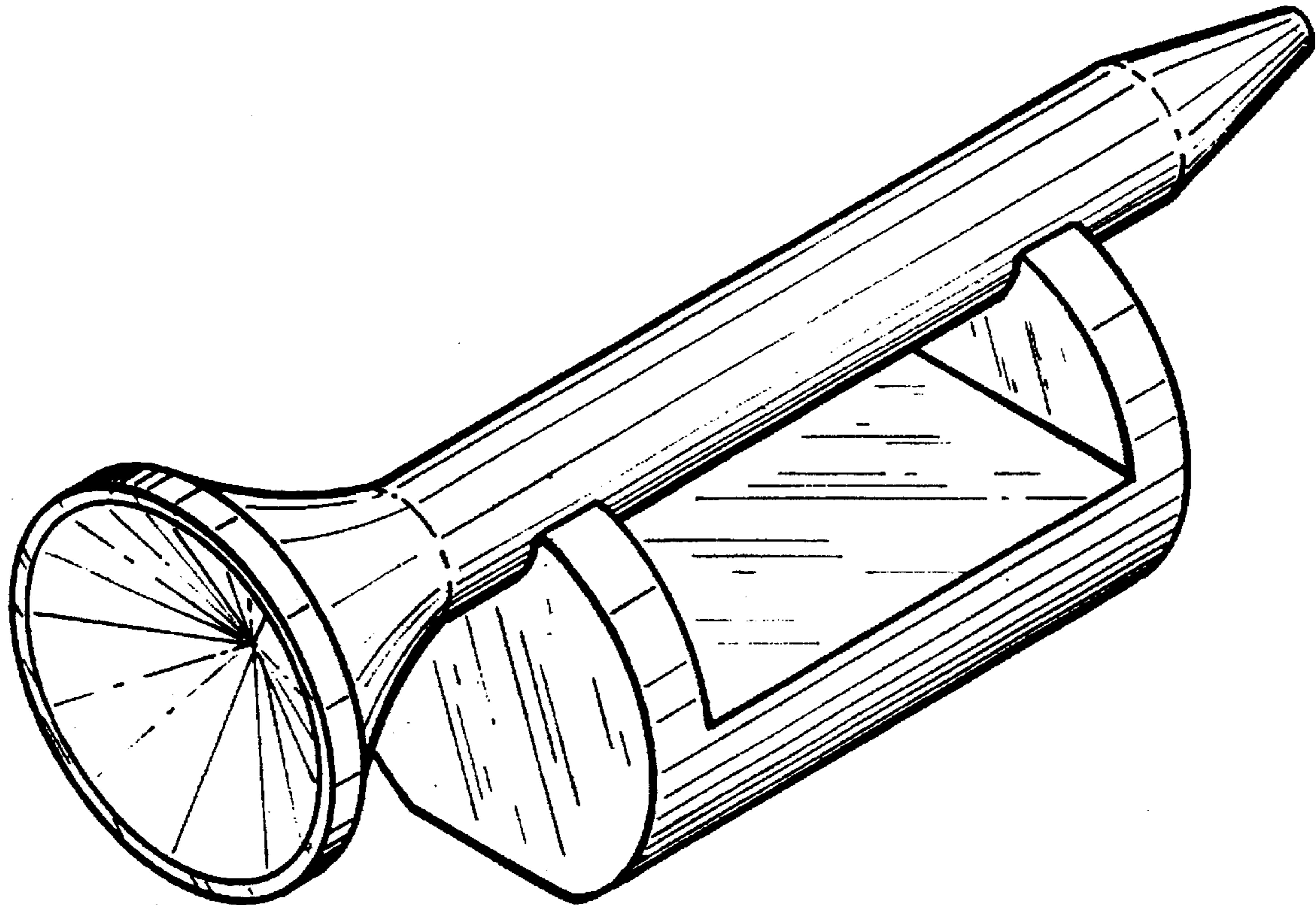
[57] **CLAIM**

The ornamental design for a business card holder, as shown and described.

**DESCRIPTION**

FIG. 1 is a perspective view of a business card holder showing my new design;  
 FIG. 2 is an end view taken from a first end thereof;  
 FIG. 3 is an end view of the business card holder from the opposite end as FIG. 2 and showing the top and base separated; and,  
 FIG. 4 is a top plan view of the business card holder;  
 FIG. 5 is a bottom plan view thereof.

**1 Claim, 2 Drawing Sheets**






FIG. 1




FIG. 2

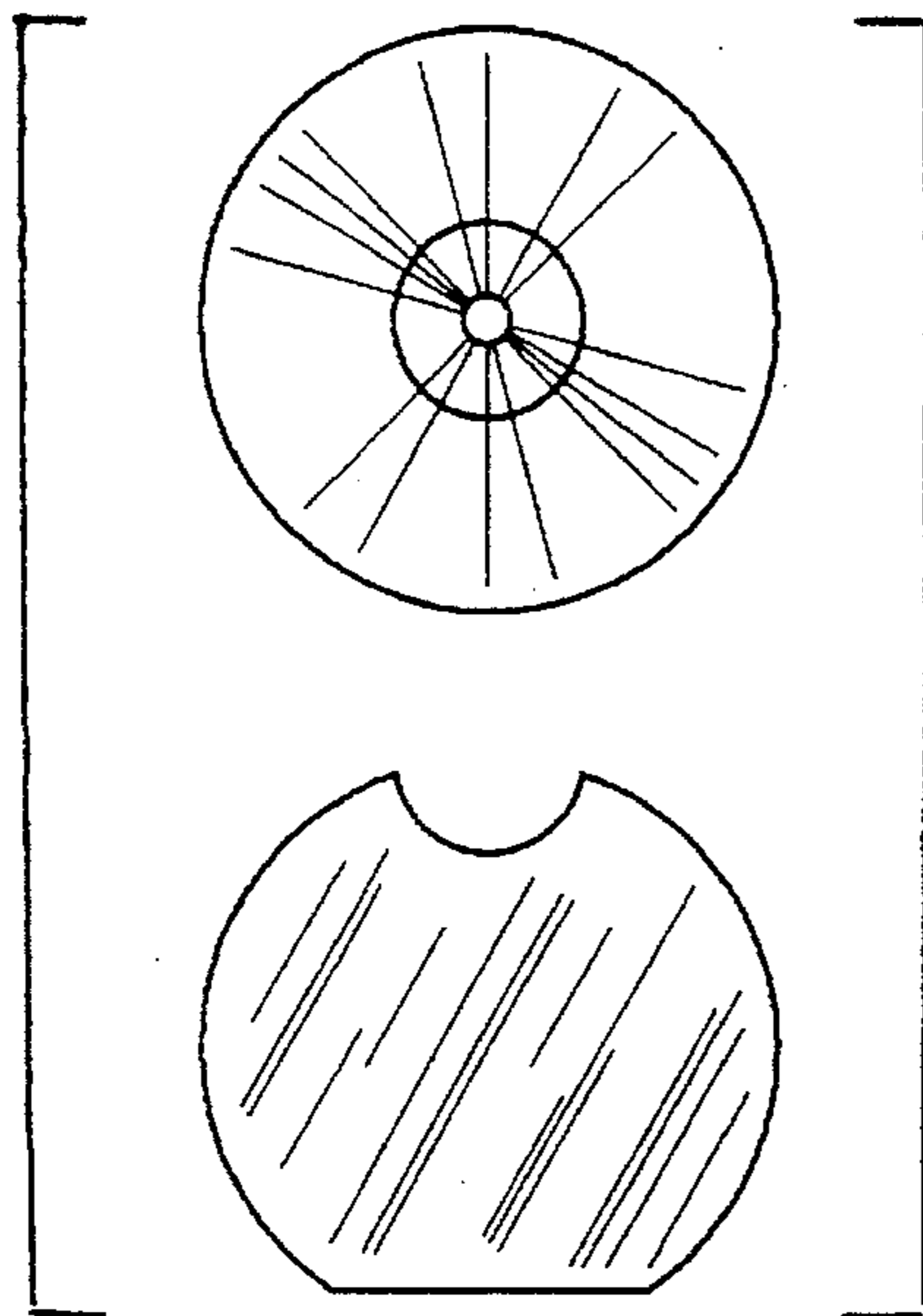


FIG. 3

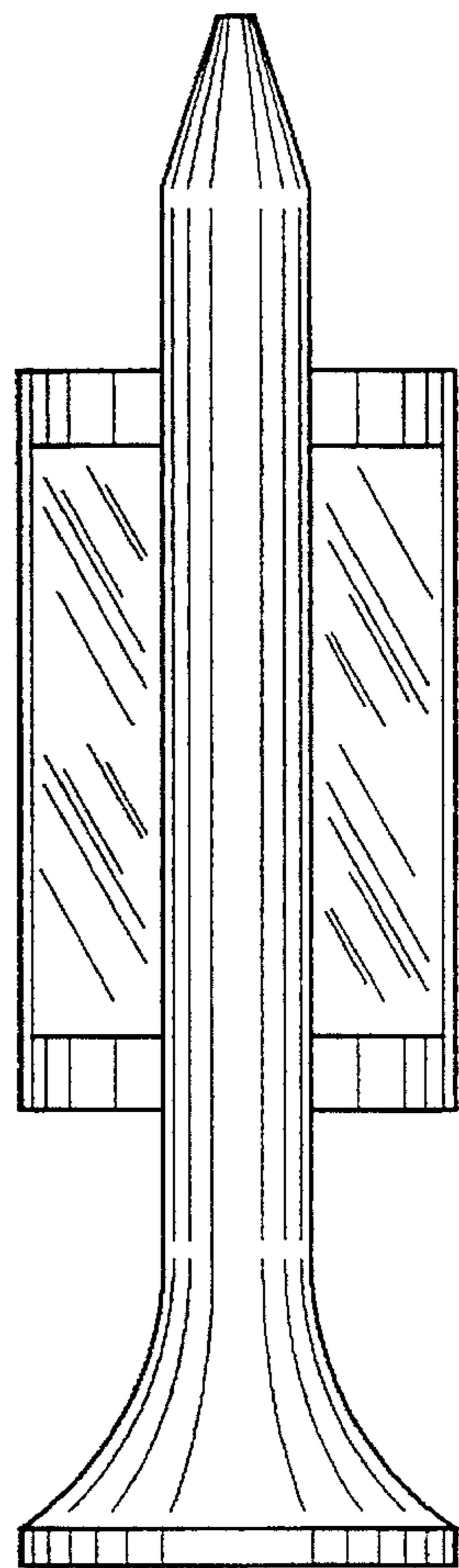


FIG. 4




FIG. 5