



US00D383165S

United States Patent [19]
Gstalder

[11] **Patent Number: Des. 383,165**

[45] **Date of Patent: **Sep. 2, 1997**

[54] **PENCIL SHARPENER**

[75] **Inventor: Bruno Gstalder, Poisy, France**

[73] **Assignee: Manufacture d'Articles de Precision et de Dessin M.A.P.E.D., Pringy, France**

[**] **Term: 14 Years**

[21] **Appl. No.: 50,069**

[22] **Filed: Feb. 8, 1996**

[30] **Foreign Application Priority Data**

Sep. 25, 1995 [EP] European Pat. Off. DM/034205

[51] **LOC (6) Cl. 19-06**

[52] **U.S. Cl. D19/73; D19/95**

[58] **Field of Search D19/35, 36, 53, D19/65, 73, 74, 95, 96, 99, 100; 144/28.1, 28.11, 28.2-28.7, 30; 30/351-353, 359**

[56] **References Cited**

U.S. PATENT DOCUMENTS

D. 143,532 1/1946 Hoffman D19/73

D. 251,977	5/1979	Leuenberger et al.	D19/73
D. 333,839	3/1993	Kiyokane	D19/73
1,494,988	5/1924	Boyd	30/452 X
2,504,194	4/1950	Harrington	30/452
2,895,452	7/1959	Angeloff	30/452

Primary Examiner—Martie Thompson
Attorney, Agent, or Firm—Mathews, Woodbridge & Collins

[57] **CLAIM**

The ornamental design for a pencil sharpener, as shown and described.

DESCRIPTION

FIG. 1 is a front, top and side perspective view of a pencil sharpener showing my new design;

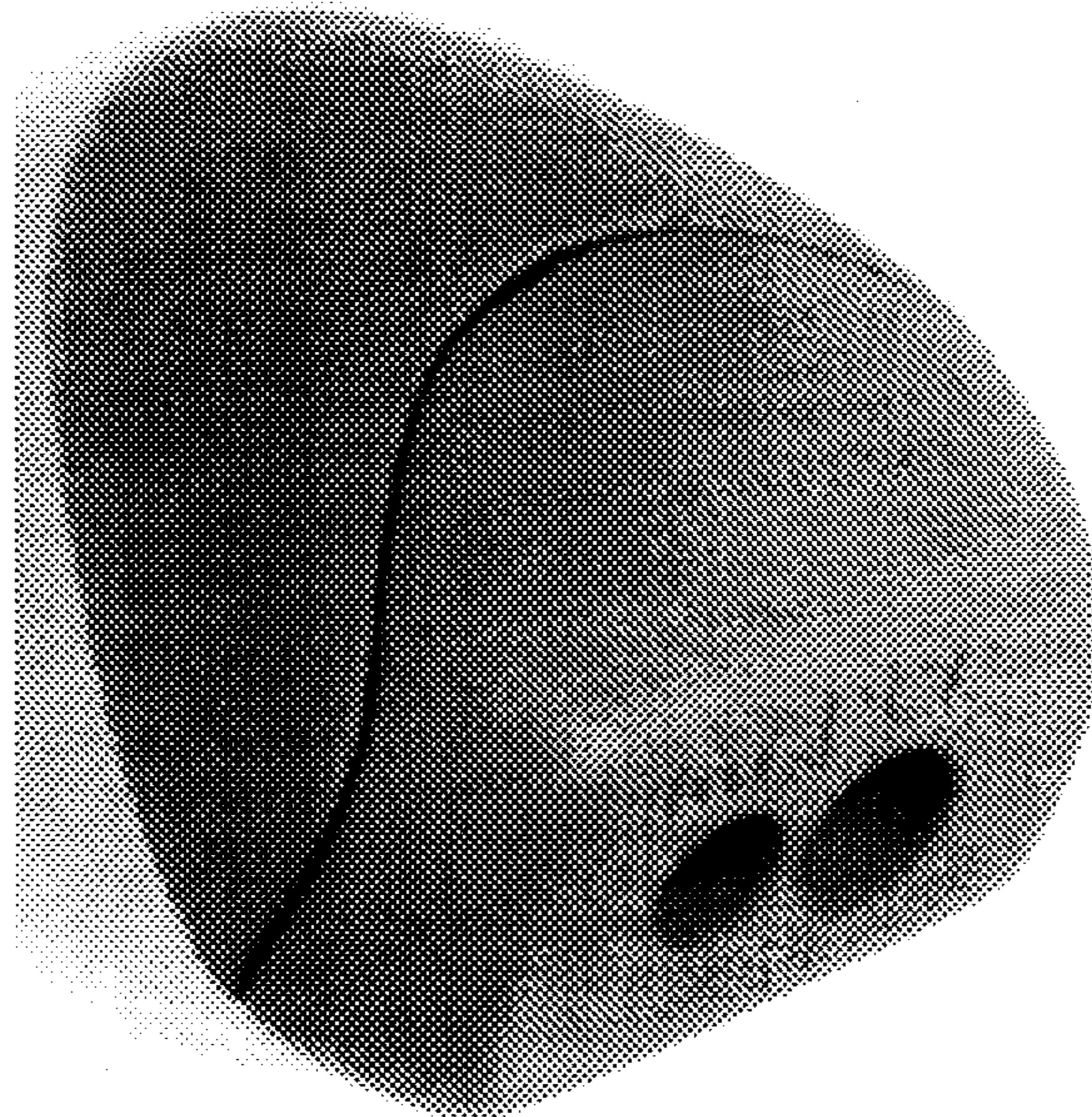
FIG. 2 is a front and top perspective view thereof;

FIG. 3 is a side elevational view thereof taken from the right of FIG. 2, the elevational view thereof, opposite that shown in FIG. 3 being the mirror image thereof;

FIG. 4 is a front elevational view thereof; and,

FIG. 5 is a bottom plan view.

1 Claim, 5 Drawing Sheets



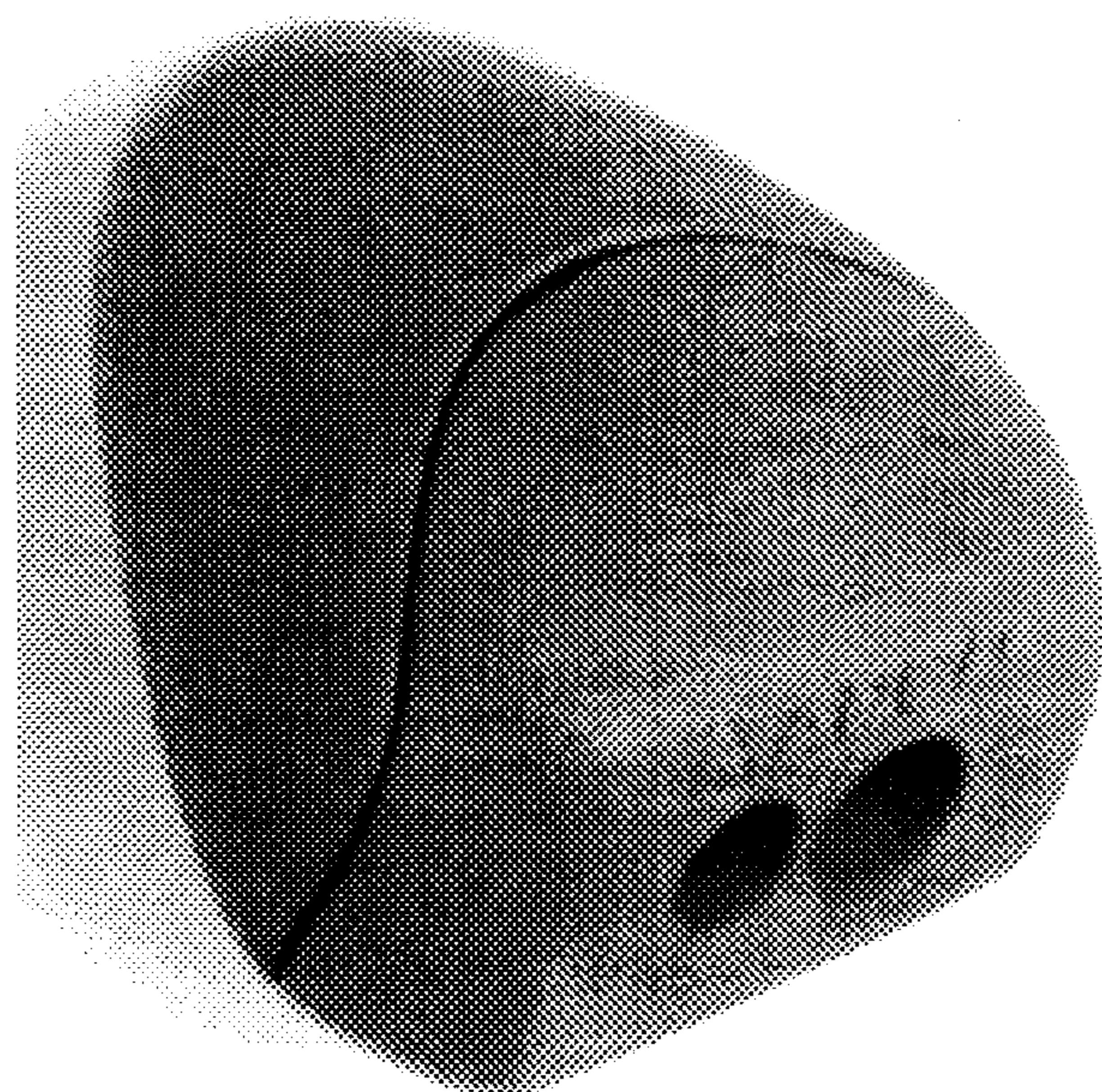


FIGURE 1

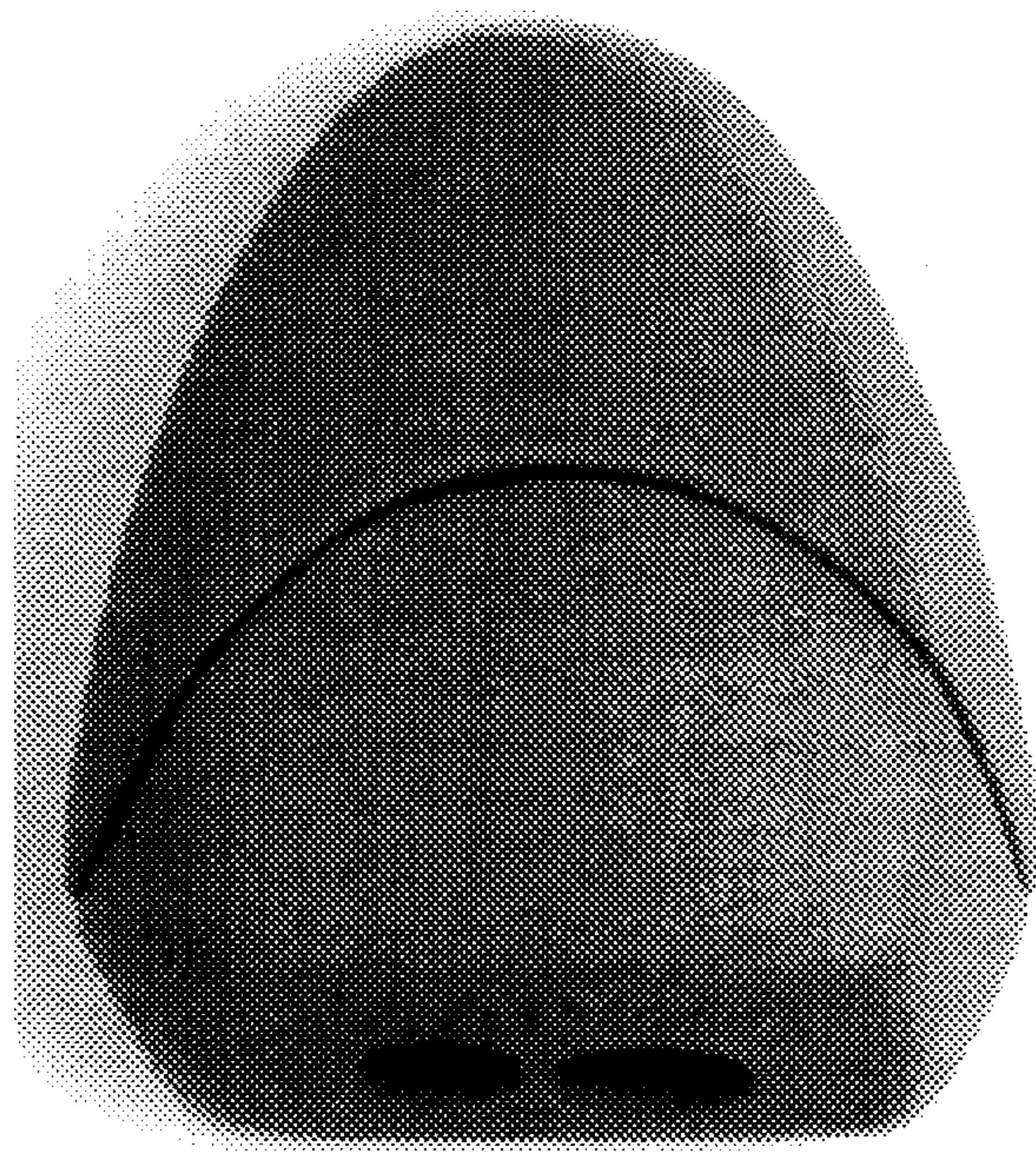


Figure 2




Figure 3




Figure 4




Figure 5