



US00D383162S

United States Patent [19]

[11] Patent Number: **Des. 383,162**

Wörther

[45] Date of Patent: ****Sep. 2, 1997**

[54] **WRITING IMPLEMENT, PARTICULARLY A BALL POINT WRITER**

| | | | |
|------------|--------|-----------------------|--------|
| D. 114,530 | 5/1939 | Deli et al. | D19/46 |
| D. 128,390 | 7/1941 | Christenson, Jr. | D19/49 |
| D. 133,540 | 8/1942 | Kahn | D19/46 |
| D. 155,285 | 9/1949 | Green et al. | D19/46 |

[76] Inventor: **Gerhard Wörther**, Schwalbenweg 5, Baden-Baden, Germany, 76532

[**] Term: **14 Years**

Primary Examiner—Martie Thompson
Attorney, Agent, or Firm—Darby & Darby

[21] Appl. No.: **46,160**

[57] **CLAIM**

[22] Filed: **Nov. 8, 1995**

The ornamental design for a writing implement, particularly a ball point writer, as shown and described.

Related U.S. Application Data

DESCRIPTION

[63] Continuation-in-part of Ser. No. 42,465, Aug. 10, 1995.

Foreign Application Priority Data

FIG. 1 is a front view of a writing implement, particularly a ball point writer showing my new design;

Oct. 2, 1995 [DE] Germany M9501159.9

FIG. 2 is a top view thereof;

[51] LOC (6) Cl. **19-06**

FIG. 3 is a bottom view thereof;

[52] U.S. Cl. **D19/49; D19/56**

FIG. 4 is a left side view thereof; and,

[58] Field of Search D19/35, 36, 41-51, D19/53-58, 81-85; 401/99, 100, 104, 209

FIG. 5 is a right side view thereof.

References Cited

U.S. PATENT DOCUMENTS

D. 87,385 7/1932 Cheslor D19/46

1 Claim, 1 Drawing Sheet




FIG. 1




FIG. 2




FIG. 3




FIG. 4

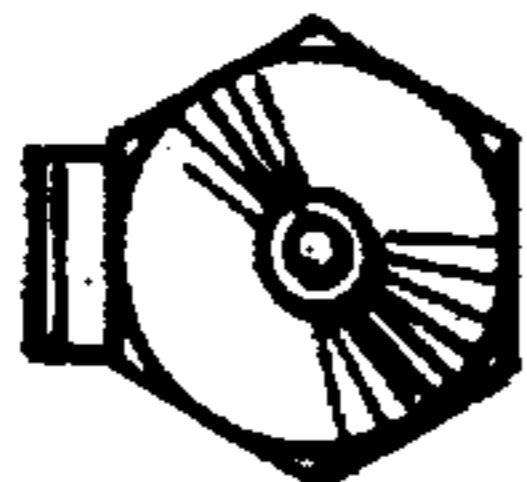


FIG. 5

