



US00D383151S

United States Patent [19]
Bedol

[11] **Patent Number:** **Des. 383,151**
[45] **Date of Patent:** ****Sep. 2, 1997**

[54] **ELECTRONIC CALCULATOR**

[76] **Inventor:** **Mark A. Bedol**, 3423 Yankton Ave.,
Claremont, Calif. 91711

[**] **Term:** **14 Years**

[21] **Appl. No.:** **33,176**

[22] **Filed:** **Jan. 6, 1995**

Related U.S. Application Data

[63] **Continuation-in-part of Ser. No. 12,817, Sep. 10, 1993,**
abandoned.

[51] **LOC (6) Cl.** **18-01**

[52] **U.S. Cl.** **D18/2; D10/71; D18/7**

[58] **Field of Search** **D18/1, 2, 6, 7,**
D18/11; D10/70, 71; 200/5 A; 340/365 VL;
341/23; 364/706-710

[56] **References Cited**

U.S. PATENT DOCUMENTS

D. 260,005	7/1981	Sandfield	D18/71
D. 309,152	7/1990	Sakaguchi et al.	D18/7
D. 343,187	1/1994	Webb et al.	D18/2 X
D. 348,897	7/1994	Bedol	D18/2 X
4,313,108	1/1982	Yoshida	341/23
5,093,760	3/1992	Bedol	D18/2 X

OTHER PUBLICATIONS

Honk Kong Enterprise; Nov. 1987; p. 14.
Signatures Brochure; Jan. 1989.
Hong Kong Enterprise; Oct. 1991; p. 200; 3 binder calculators EG853(2); EG854.

Hong Kong Enterprise; Jun. 1991; p. 26; Memo Time Co. Ltd. #M525 & M526 ruler calculator; lower right.

Honk Kong Enterprise; Feb. 1992; p. 264; Surrental Ltd; Calculator lower right above watches; second from right.

Hong Kong Enterprise; Nov. 1987; p. 114; File Calcuator.

Unisonic Calculator brochure; Slim Card Calculator #CX1510 top of page.

Hong Kong Enterprise; Mar. 1987; p. 334; File Calculator #FC-515-3 bottom left.

Primary Examiner—Caron D. Veynar

[57] **CLAIM**

The ornamental design for electronic calculator, as shown and described.

DESCRIPTION

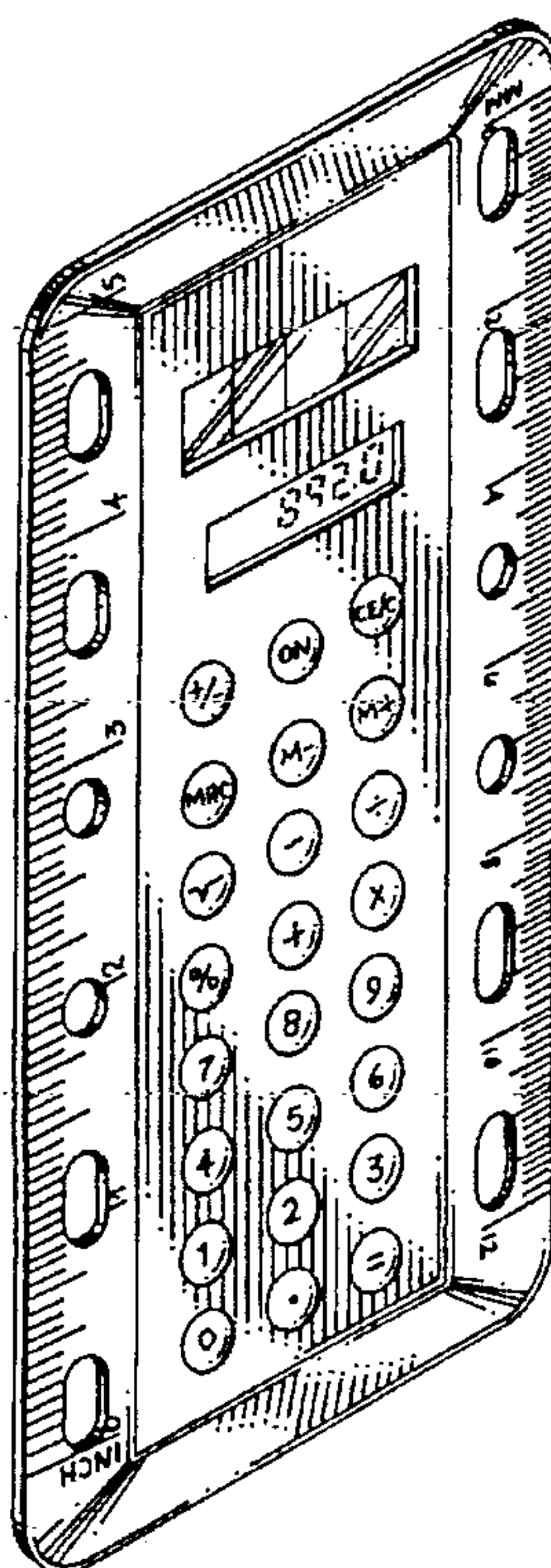
FIG. 1 is a perspective view of an electronic calculator, showing my new design;

FIG. 2 is a rear elevational view thereof;

FIG. 3 is a right side elevational view thereof, the left side elevational view being a mirror image thereof; and,

FIG. 4 is a bottom end view, the top end view being a mirror image thereof.

1 Claim, 1 Drawing Sheet



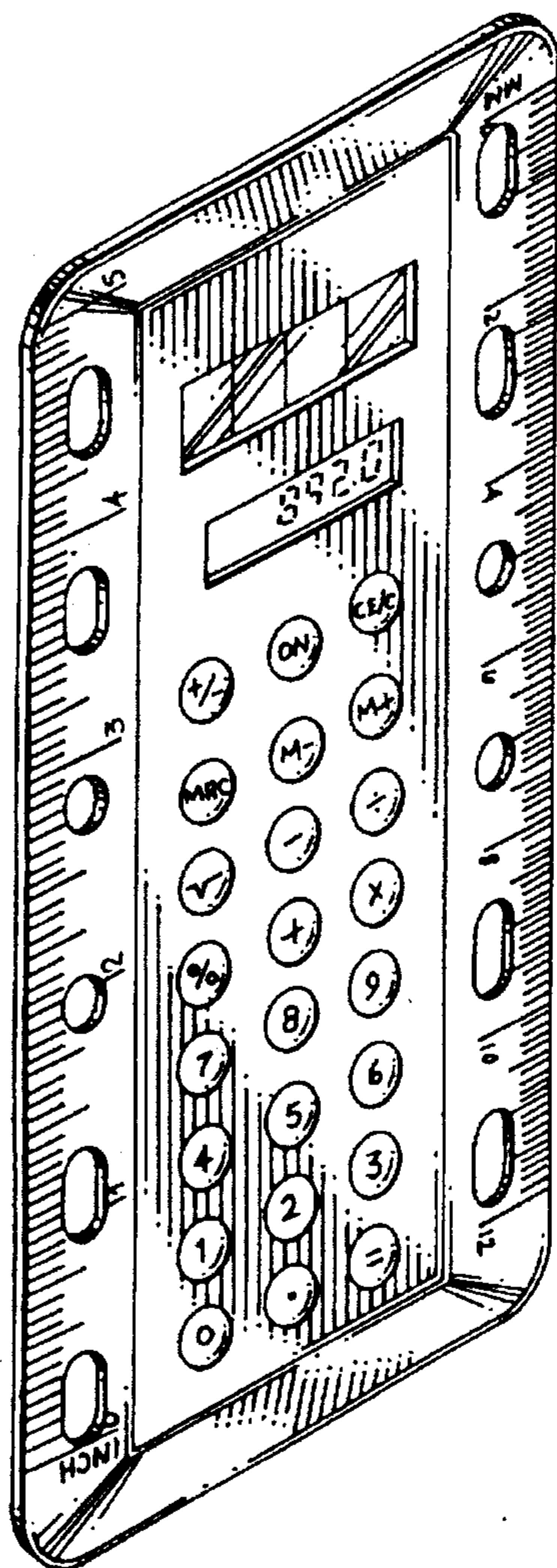


FIG. 1

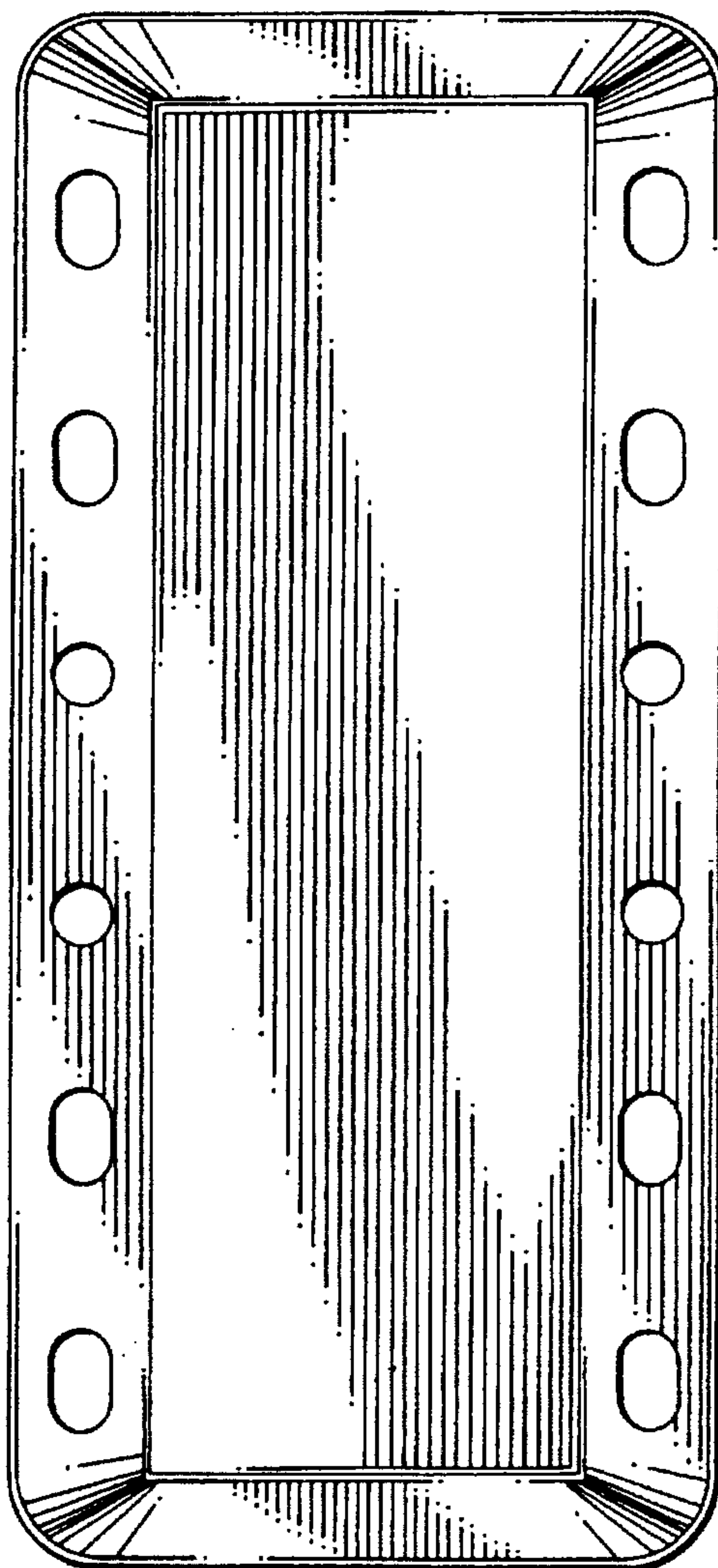


FIG. 2



FIG. 3



FIG. 4