



US00D383145S

United States Patent [19]

[11] Patent Number: **Des. 383,145**

Isozaki

[45] Date of Patent: ****Sep. 2, 1997**

[54] CAMERA

[75] Inventor: **Makoto Isozaki**, Tokyo, Japan

[73] Assignee: **Fuji Photo Film Co., Ltd.**, Kanagawa, Japan

[**] Term: **14 Years**

[21] Appl. No.: **54,054**

[22] Filed: **May 6, 1996**

[30] **Foreign Application Priority Data**

Nov. 6, 1995 [JP] Japan 7-33441

[51] LOC (6) Cl. **16-01**

[52] U.S. Cl. **D16/208; D16/209**

[58] **Field of Search** D16/200-205,
D16/208, 209, 211-213, 216-218; D9/418,
432; 354/64, 65, 75, 126, 179.11, 202,
288

[56] **References Cited**

U.S. PATENT DOCUMENTS

- D. 266,331 9/1982 Schultes et al. D16/209
- D. 345,569 3/1994 Yasunaga et al. D16/208
- D. 353,606 12/1994 Horikiri et al. D16/208

- D. 359,745 6/1995 Arai D16/208
- D. 372,722 8/1996 Isozaki D16/208
- 5,361,111 11/1994 Yamashina et al. 354/288
- 5,537,176 7/1996 Hara et al. 354/288

OTHER PUBLICATIONS

Popular Photography, Dec. 1988 p. 134.

Primary Examiner—Philip S. Hyder
Assistant Examiner—Adir Aronovich
Attorney, Agent, or Firm—Young & Thompson

[57] **CLAIM**

The ornamental design for a camera, as shown.

DESCRIPTION

FIG. 1 is a top, front and side perspective view of a camera showing my new design;
 FIG. 2 is a front elevational view thereof;
 FIG. 3 is a rear elevational view thereof;
 FIG. 4 is a top plan view thereof;
 FIG. 5 is a bottom plan view thereof;
 FIG. 6 is a side elevational view thereof from the left of FIG. 2; and,
 FIG. 7 is a side elevational view thereof from the right of FIG. 2.

1 Claim, 3 Drawing Sheets




FIG. 1




FIG. 2

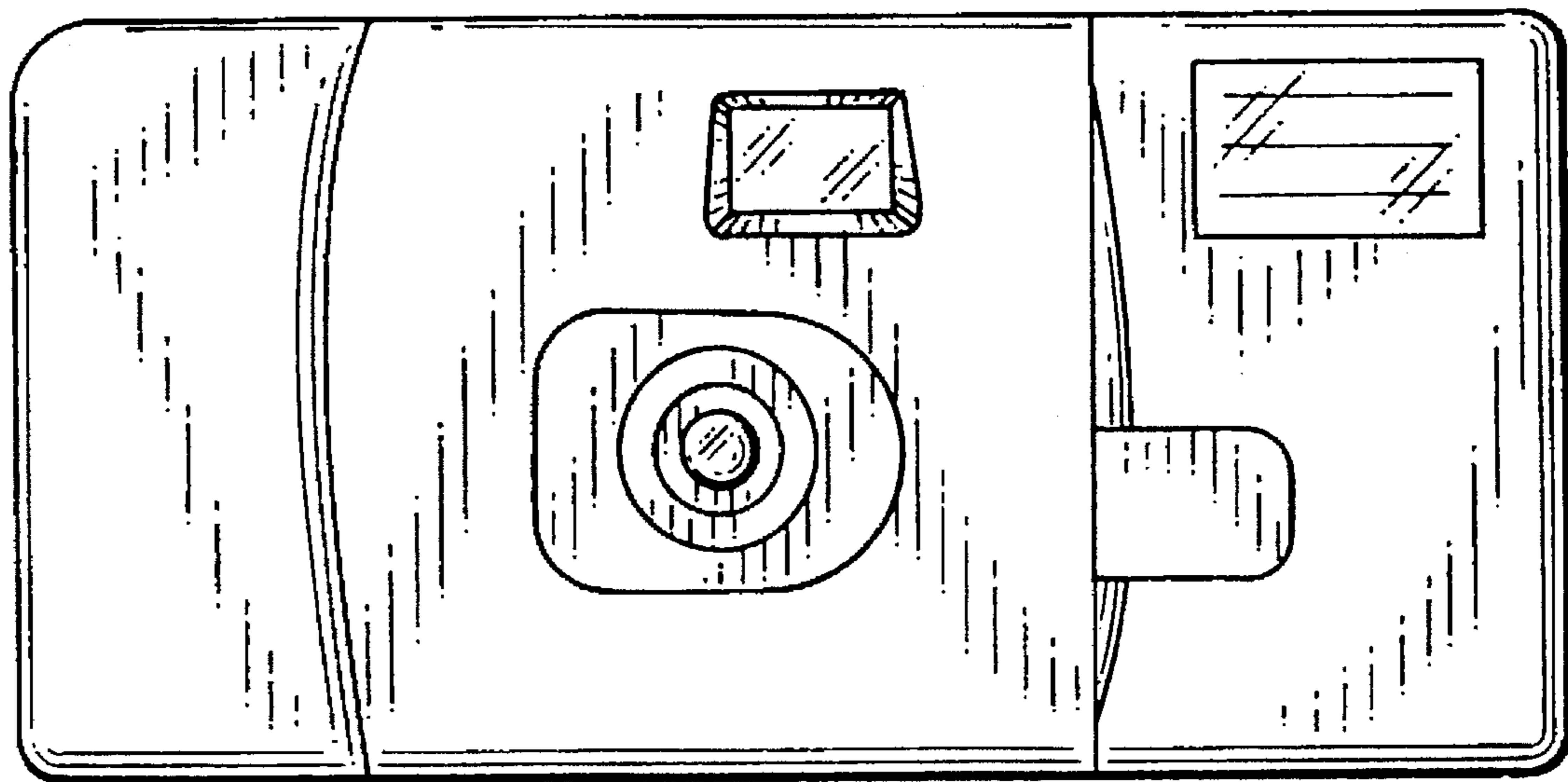


FIG. 3

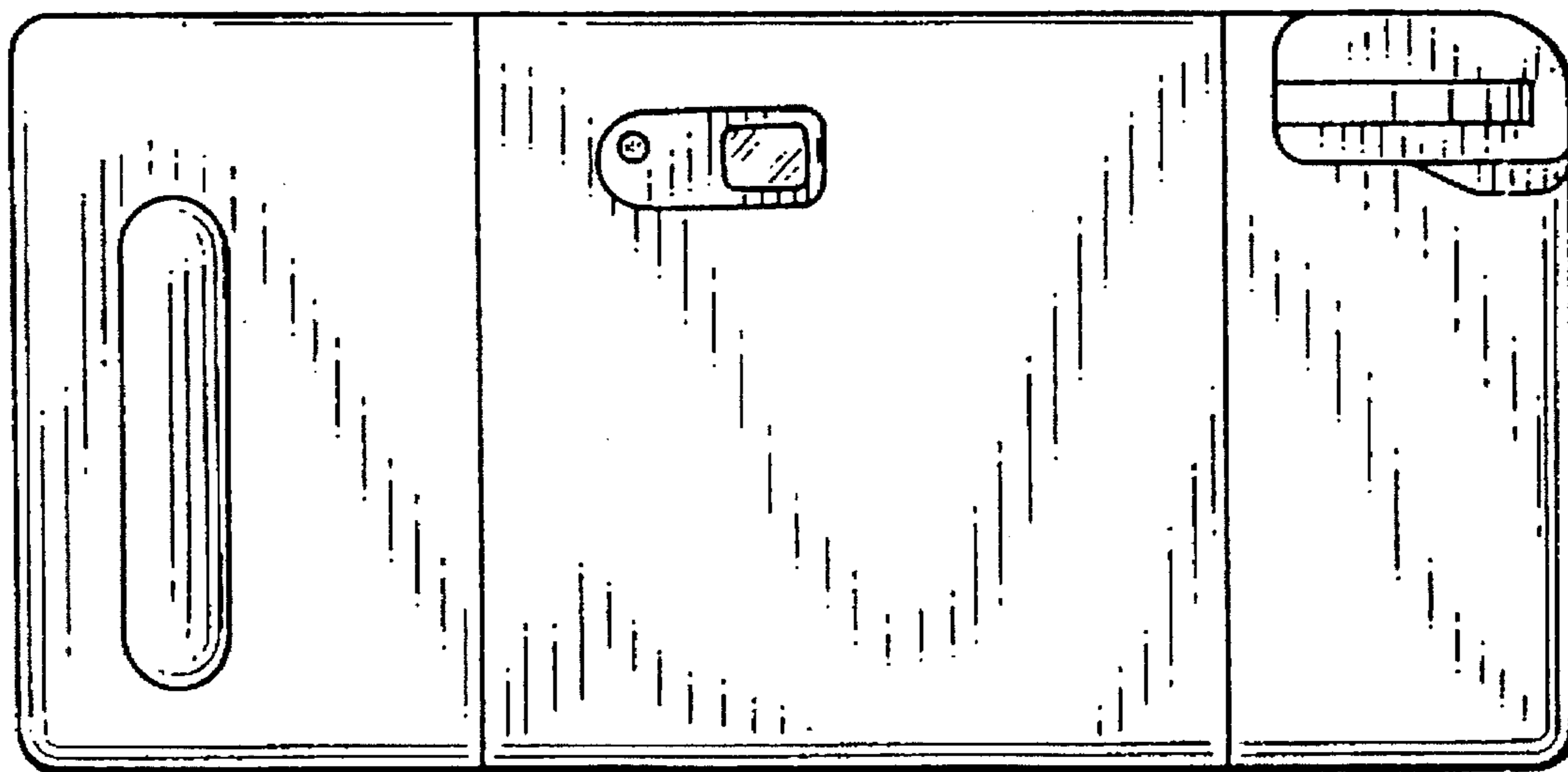


FIG. 4

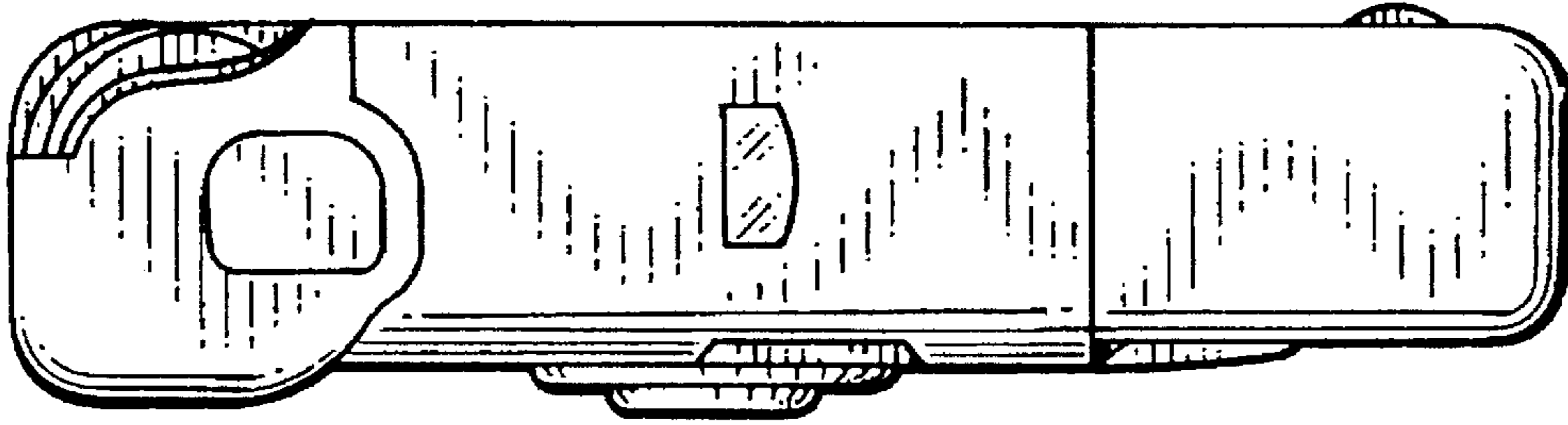


FIG. 5

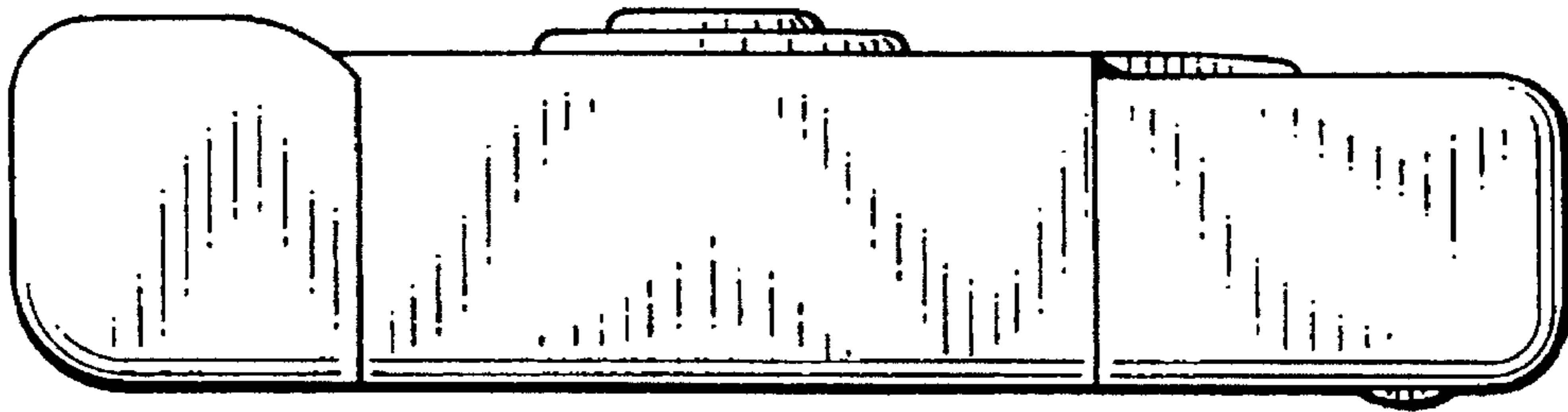


FIG. 6




FIG. 7

