



US00D383138S

United States Patent [19]
Harada

[11] **Patent Number:** **Des. 383,138**
[45] **Date of Patent:** ****Sep. 2, 1997**

[54] **ANTENNA ELEMENT**

[75] **Inventor:** **Jiro Harada**, Tokyo, Japan

[73] **Assignee:** **Harada Industry Co., Ltd.**, Tokyo, Japan

[**] **Term:** **14 Years**

[21] **Appl. No.:** **44,733**

[22] **Filed:** **Sep. 19, 1995**

[30] **Foreign Application Priority Data**

Mar. 20, 1995 [JP] Japan 7-7250

[51] **LOC (6) Cl.** **14-03**

[52] **U.S. Cl.** **D14/234; D14/230**

[58] **Field of Search** D14/230, 234,
D14/236; 343/878, 888, 889, 900, 901;
174/153 A

[56] **References Cited**

U.S. PATENT DOCUMENTS

D. 130,434	11/1941	Martin	D14/234
D. 152,429	1/1949	Ludwig et al.	D14/234
D. 270,054	8/1983	Spycher	D14/234
D. 294,026	2/1988	Shinkawa	D14/86
D. 333,469	2/1993	Tezuka	D14/230
D. 333,660	3/1993	Miyakawa	D14/230
D. 338,205	8/1993	Egashira et al.	D14/230
D. 369,810	5/1996	Porsche	D14/234
2,473,141	6/1949	Friedberg	343/888 X

3,003,149	10/1961	Grashow	343/715
4,692,770	9/1987	Kadokura	343/888 X
5,262,795	11/1993	DeMave et al.	343/878 X

Primary Examiner—Dominic Simone
Attorney, Agent, or Firm—Trademark & Patent Counselors of America, P.C.

[57] **CLAIM**

The ornamental design for an antenna element, as shown.

DESCRIPTION

FIG. 1 is a front view in elevation of the antenna element of the present invention;
 FIG. 2 is a rear view in elevation of the antenna element of FIG. 1;
 FIG. 3 is a right side view in elevation of the antenna element of FIG. 1;
 FIG. 4 is a left side view in elevation of the antenna element of FIG. 1;
 FIG. 5 is a top plan view of the antenna element of FIG. 1;
 FIG. 6 is a bottom plan view of the antenna element of FIG. 1;
 FIG. 7 is an enlarged view in elevation of the portion of the antenna element above the plane indicated by line 7—7 of FIG. 1;
 FIG. 8 is an enlarged view in elevation of the portion of the antenna element below the plane indicated by line 8—8 of FIG. 1; and,
 FIG. 9 is a perspective view of the antenna element of FIG. 1.

1 Claim, 3 Drawing Sheets

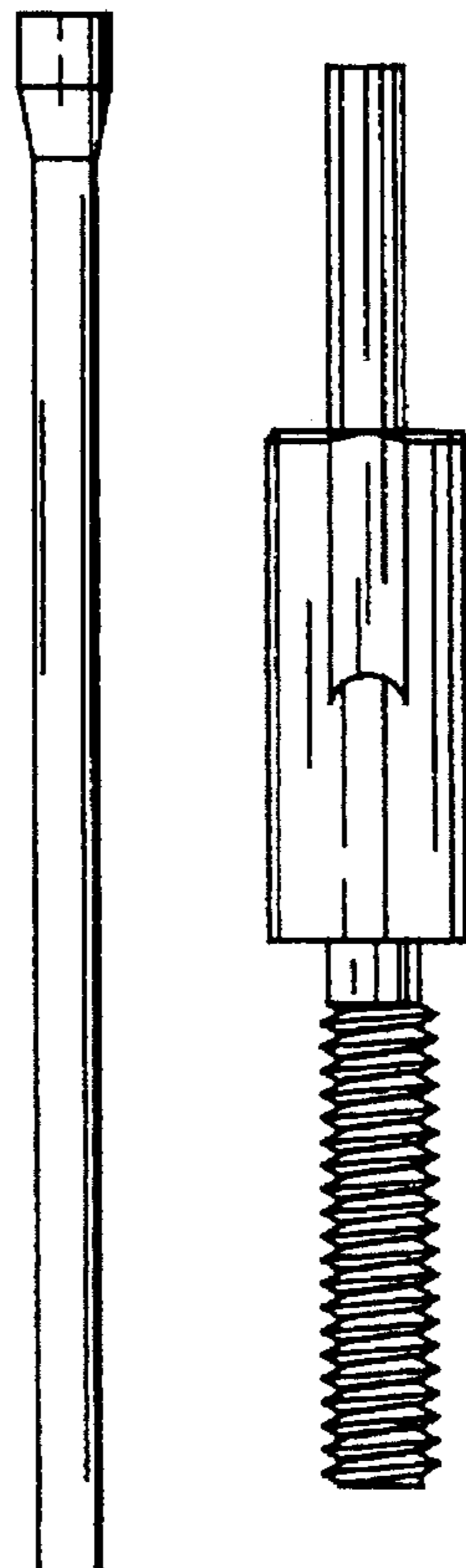


FIG. 1

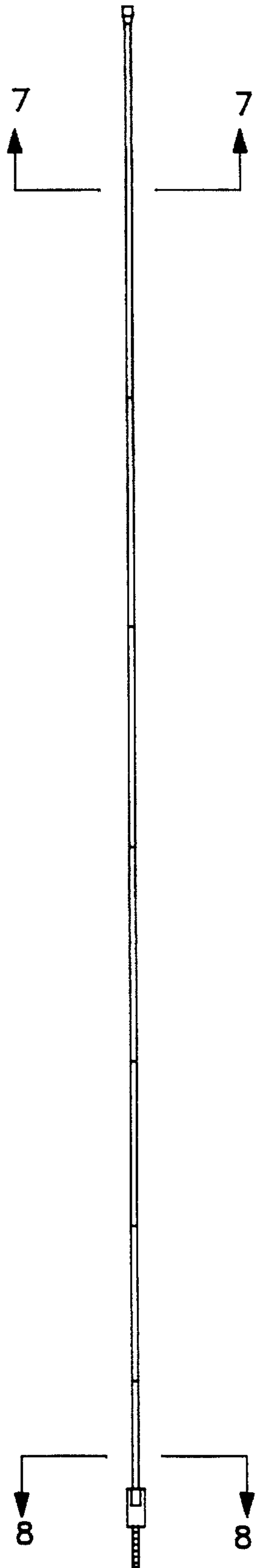


FIG. 2



FIG. 3



FIG. 4



FIG. 5



FIG. 6

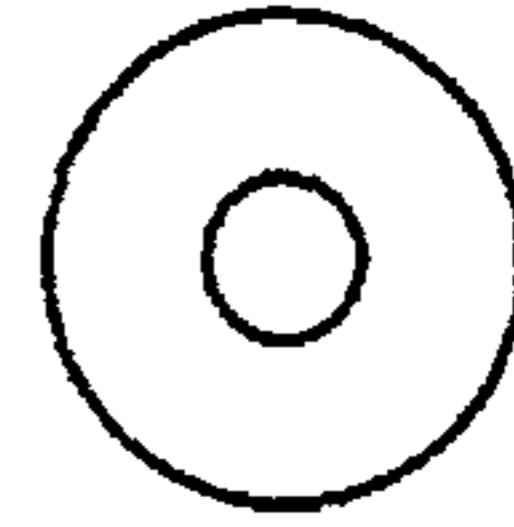


FIG. 7

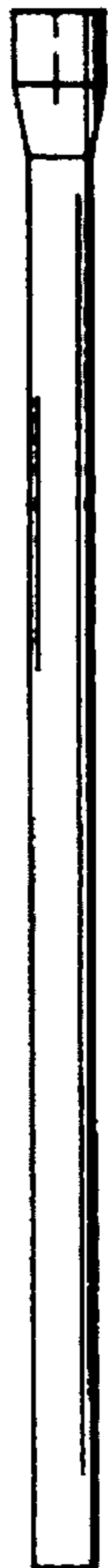


FIG. 8




FIG. 9

