



US00D383128S

United States Patent [19]

Giordano, Jr. et al.

[11] Patent Number: Des. 383,128

[45] Date of Patent: **Sep. 2, 1997

[54] PORTABLE TELEPHONE HANDSET

[75] Inventors: **Joseph James Giordano, Jr.**, Belle Mead; **James R. Graham**, Bedminster; **Joel Thomas Holl**, Holmdel; **William Vincent Jackwicz**, Spring Lake Heights; **Pratod V. Kasbekar**, Manalapan; **Harish Shankar Mangrulkar**, Colonia; **Michael L. Moroze**, New Egypt, all of N.J.; **Michael John Nuttall**, Portola Valley, Calif.; **Joseph J. Rizzo**, Cliffwood Beach, N.J.; **Christopher A. Robinette**, Woodside, Calif.; **John Henry Schaffeld**, New Vernon, N.J.; **Susan L. Tuttle**, East Windsor, N.J.; **William E. Venth**, Union Beach, N.J.; **Karl Edward Werner**, Norristown, Pa.; **Romano M. Zambon**, Sea Bright, N.J.

[73] Assignee: **Lucent Technologies Inc.**, Murray Hill, N.J.

[**] Term: **14 Years**

[21] Appl. No.: **32,903**

[22] Filed: **Dec. 30, 1994**

[51] LOC (6) Cl. **14-03**

[52] U.S. Cl. **D14/138**

[58] Field of Search D14/116, 137,
D14/138, 140, 142, 147, 148, 248, 149-151,
240; 379/58-61, 419, 420, 428, 440, 433-436,
454, 455; 455/89, 90

[56] References Cited

U.S. PATENT DOCUMENTS

D. 282,738	2/1986	Nichols	D14/138
D. 289,288	4/1987	Muensch et al.	D14/138
D. 305,427	1/1990	Soren et al.	D14/147 X
D. 317,606	6/1991	Irie et al.	D14/151 X
D. 319,233	8/1991	Konno et al.	D14/138 X
D. 328,294	7/1992	Stilley	D14/147
D. 336,087	6/1993	Siddoway et al.	D14/138
D. 337,763	7/1993	Seki et al.	D14/138
D. 338,199	8/1993	Andrew	D14/147
D. 357,249	4/1995	Williams	D14/147 X
D. 357,250	4/1995	Ifuji et al.	D14/138
5,151,946	9/1992	Martensson	379/433 X

Primary Examiner—Jeffrey Asch
Attorney, Agent, or Firm—Samuel R. Williamson

[57] CLAIM

The ornamental design of a portable telephone handset, as shown and described.

DESCRIPTION

FIG. 1 is a top, front and right side perspective view of a portable telephone handset showing our new design;
FIG. 2 is a top plan view thereof;
FIG. 3 is a bottom plan view thereof;
FIG. 4 is a right side elevation thereof;
FIG. 5 is a left side elevation thereof;
FIG. 6 is a rear elevation thereof; and,
FIG. 7 is a front elevation thereof.

1 Claim, 6 Drawing Sheets

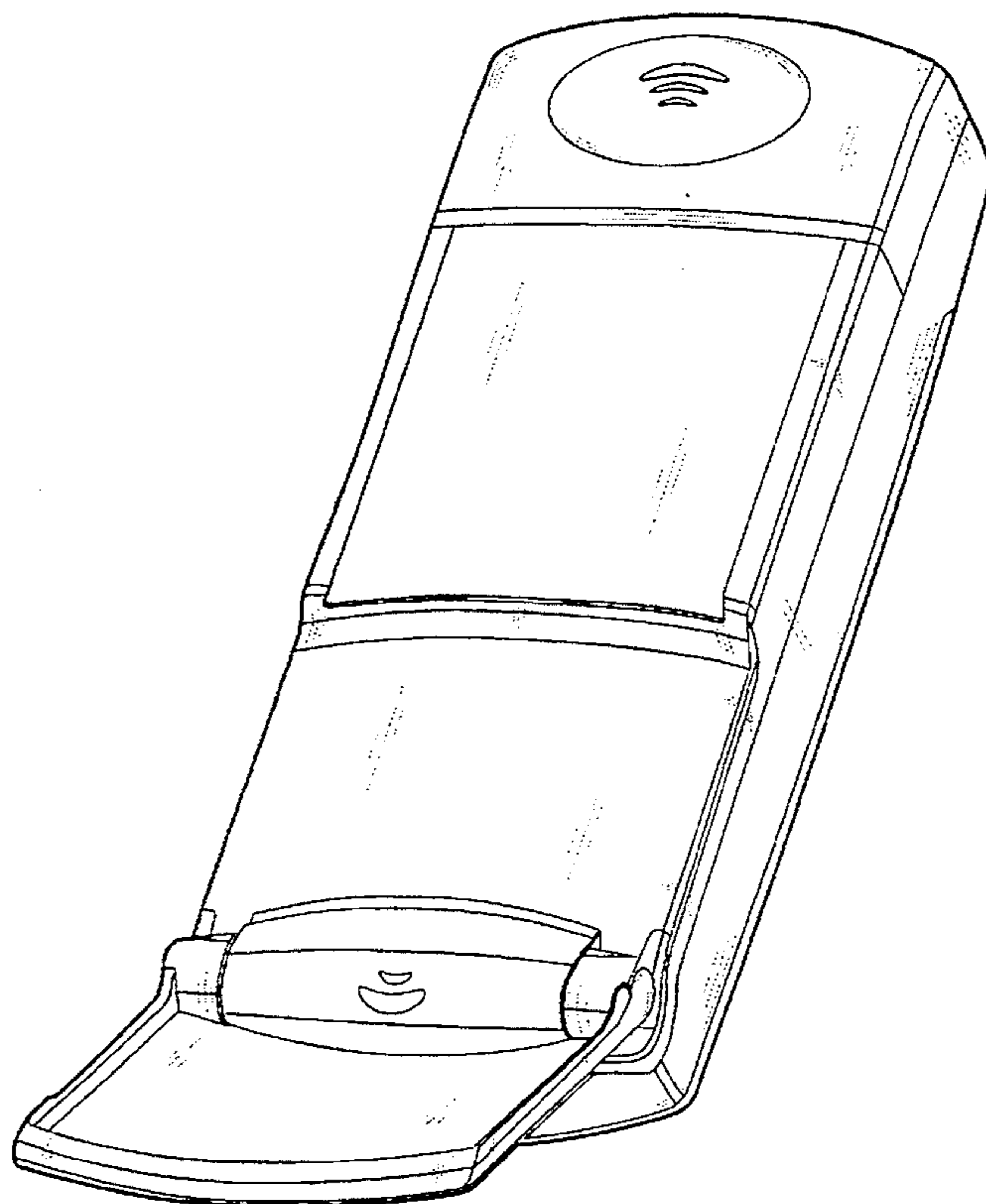


FIG. 1

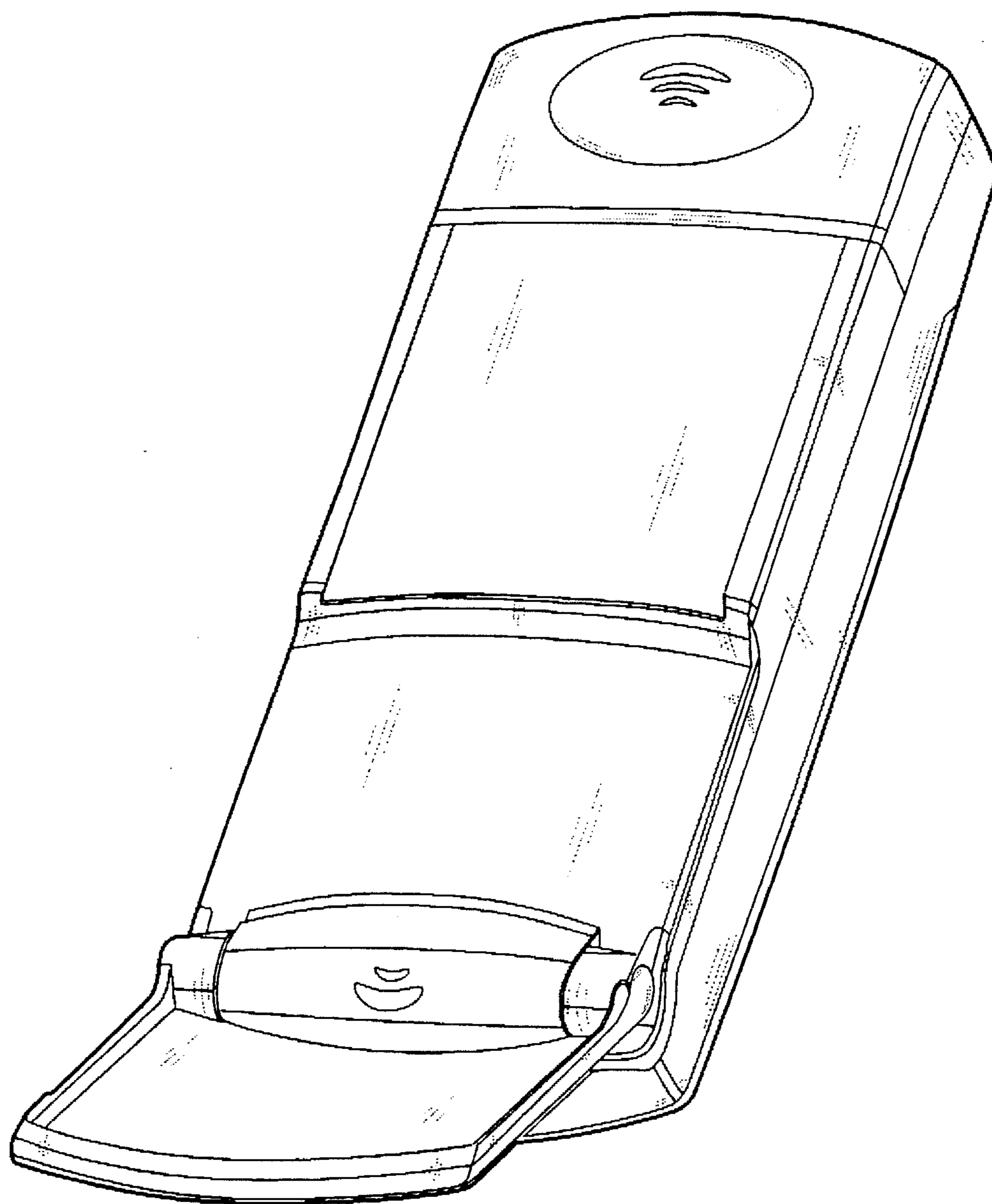


FIG. 2




FIG. 3

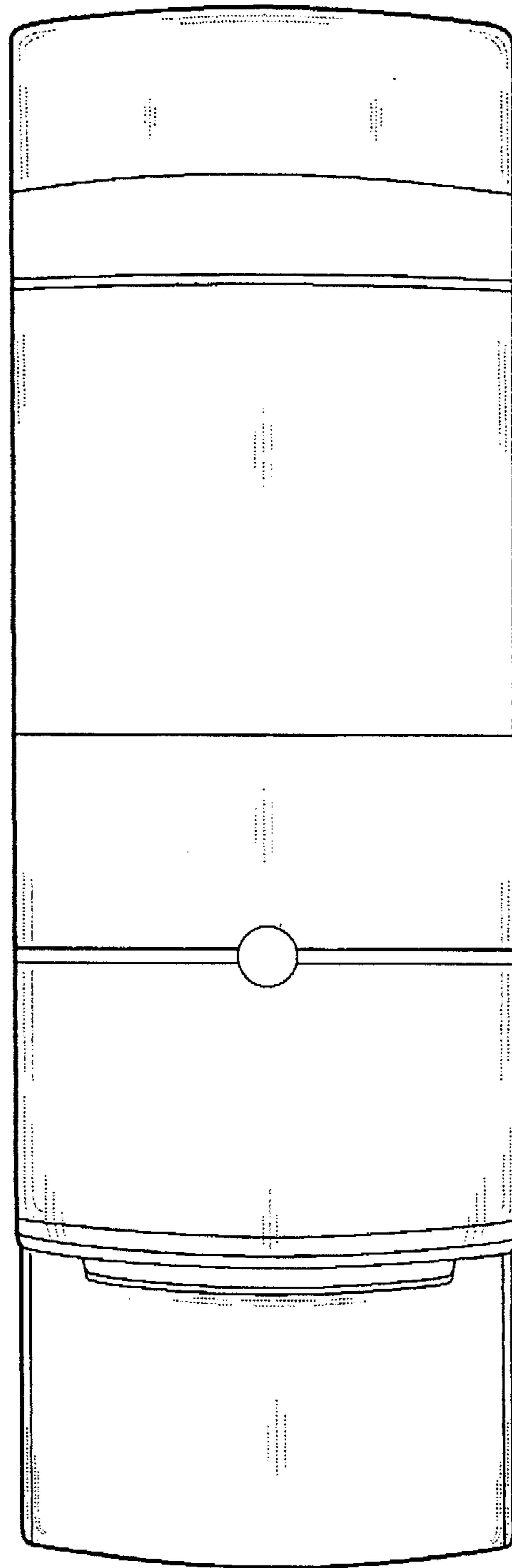


FIG. 4




FIG. 5



FIG. 7

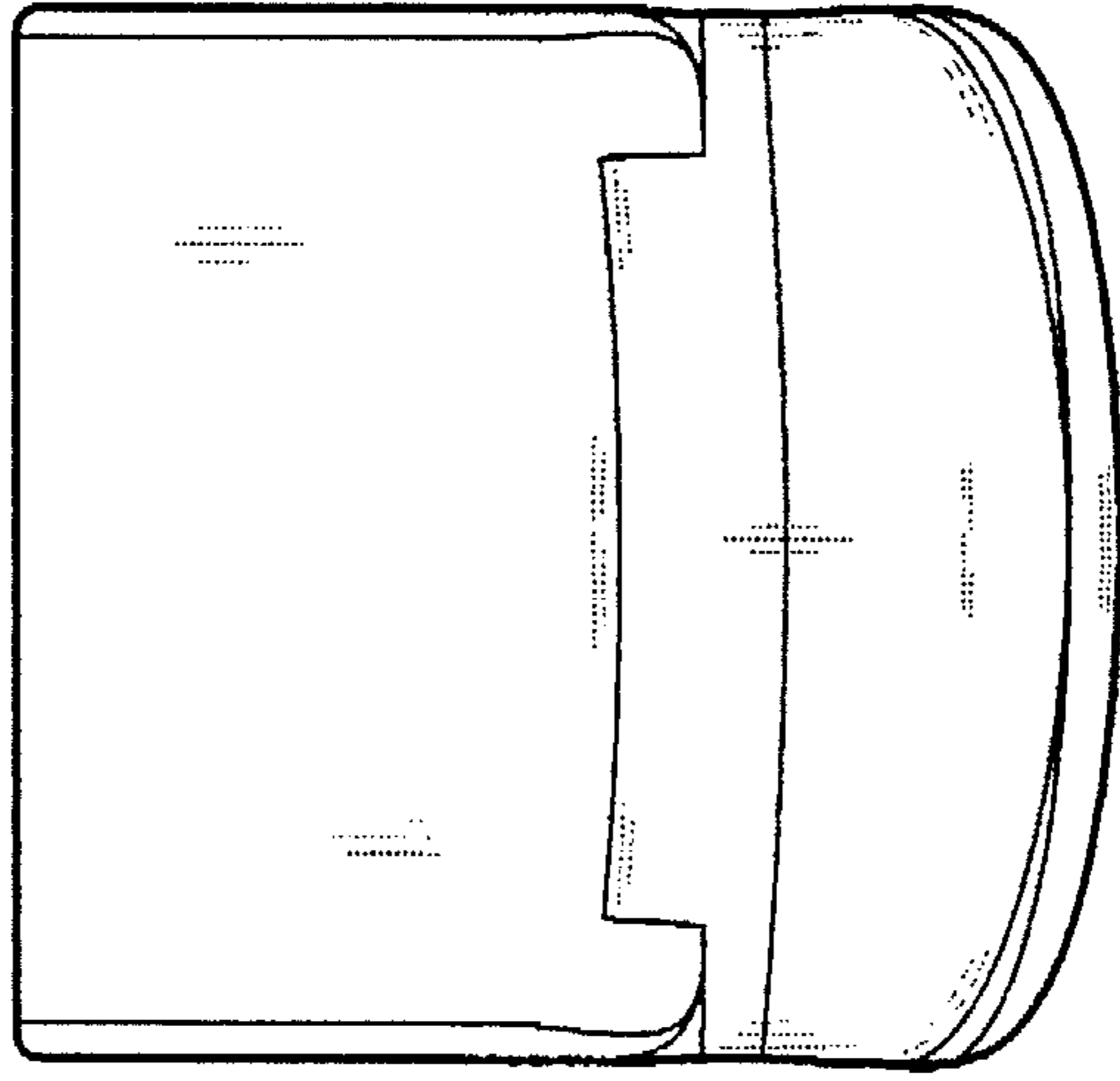


FIG. 6

