



US00D383127S

United States Patent [19]
Giordano, Jr. et al.

[11] **Patent Number: Des. 383,127**
[45] **Date of Patent: **Sep. 2, 1997**

[54] **PORTABLE TELEPHONE HANDSET**

[75] **Inventors: Joseph James Giordano, Jr., Belle Mead; James R. Graham, Bedminster; Joel Thomas Holl, Holmdel; William Vincent Jackwicz, Spring Lake Heights; Pratod V. Kasbekar, Manalapan; Harish Shankar Mangrulkar, Colonia; Michael L. Moroze, New Egypt, all of N.J.; Michael John Nuttall, Portola Valley, Calif.; Joseph J. Rizzo, Cliffwood Beach, N.J.; Christopher A. Robinette, Woodside, Calif.; John Henry Schaffeld, New Vernon, N.J.; Susan L. Tuttle, East Windsor, N.J.; William E. Venth, Union Beach, N.J.; Karl Edward Werner, Norristown, Pa.; Romano M. Zambon, Sea Bright, N.J.**

[73] **Assignee: Lucent Technologies Inc., Murray Hill, N.J.**

[**] **Term: 14 Years**

[21] **Appl. No.: 32,902**

[22] **Filed: Dec. 30, 1994**

[51] **LOC (6) Cl. 14-03**

[52] **U.S. Cl. D14/138**

[58] **Field of Search D14/116, 148, D14/147, 137, 138, 140, 142, 248, 149-151, 240; 379/58-61, 419, 420, 428, 440, 433-436, 454, 455; 455/89, 90**

[56] **References Cited**

U.S. PATENT DOCUMENTS

D. 282,738	2/1986	Nichols	D14/138
D. 289,288	4/1987	Muenschler et al.	D14/138
D. 305,427	1/1990	Soren et al.	D14/147 X
D. 317,606	6/1991	Irie et al.	D14/151 X
D. 319,233	8/1991	Konno et al.	D14/138 X
D. 328,294	7/1992	Stilley	D14/147
D. 336,087	6/1993	Siddoway et al.	D14/138
D. 337,763	7/1993	Seki et al.	D14/138
D. 338,199	8/1993	Andrew	D14/147
D. 357,249	4/1995	Williams	D14/147 X
D. 357,250	4/1995	Ifuji et al.	D14/138
5,151,946	9/1992	Martensson	379/433 X

Primary Examiner—Jeffrey Asch
Attorney, Agent, or Firm—Samuel R. Williamson

[57] **CLAIM**

The ornamental design of a portable telephone handset, as shown and described.

DESCRIPTION

FIG. 1 is a top, front and right side perspective view of a portable telephone handset showing our new design; FIG. 2 is a top plan view thereof; FIG. 3 is a bottom plan view thereof; FIG. 4 is a right side elevation thereof; FIG. 5 is a left side elevation thereof; FIG. 6 is a rear elevation thereof; and, FIG. 7 is a front elevation thereof.

1 Claim, 6 Drawing Sheets

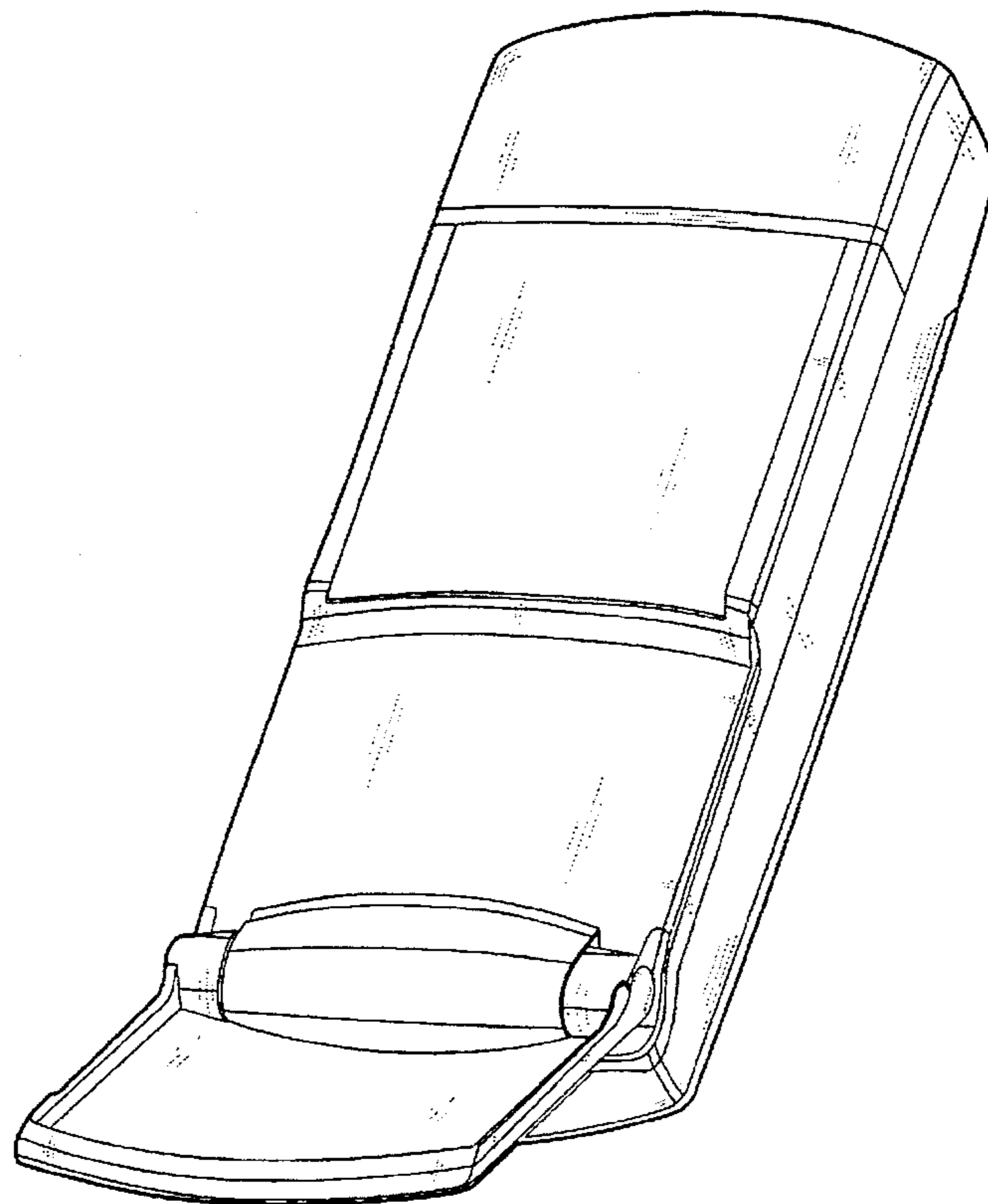


FIG. 1

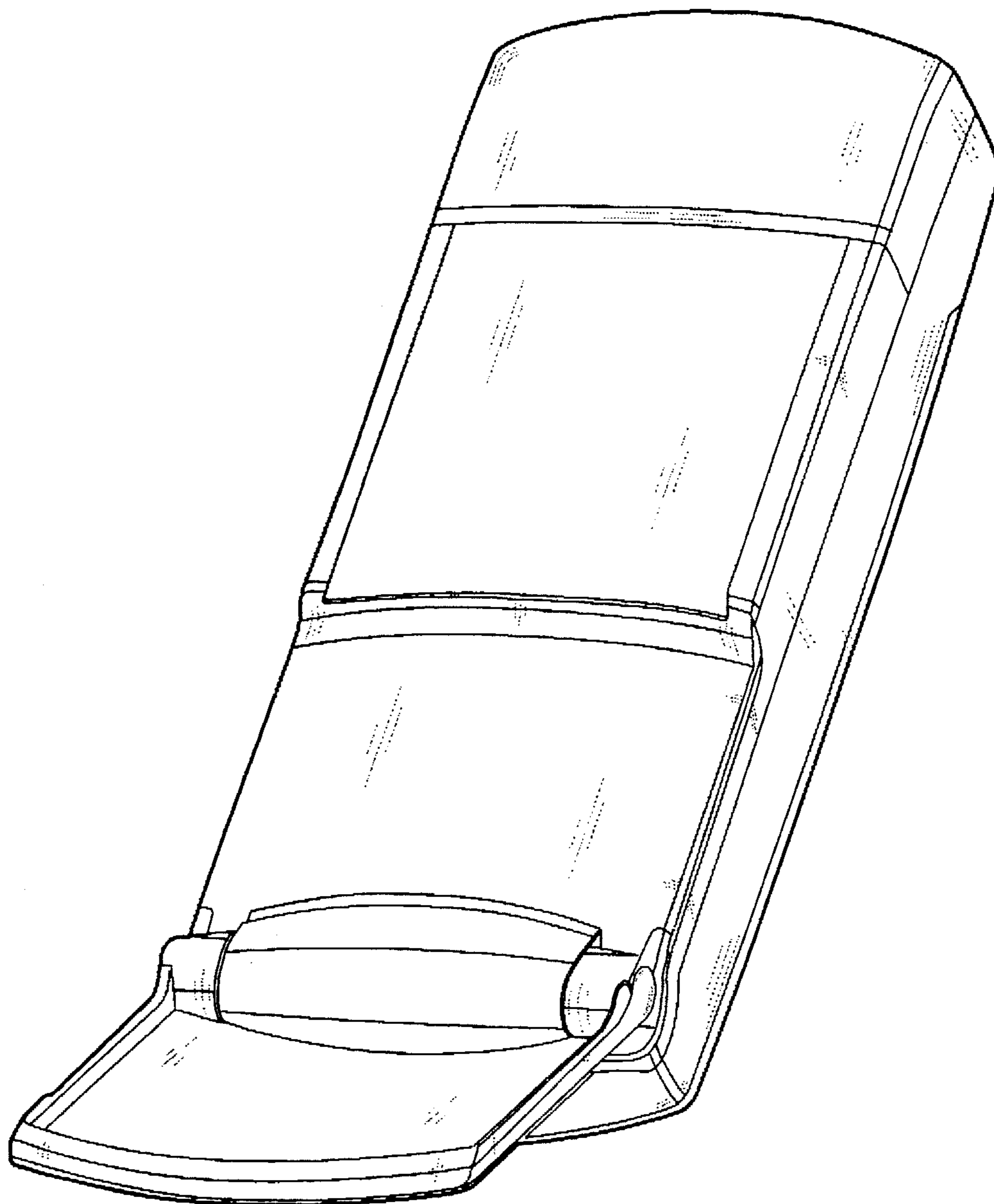


FIG. 2




FIG. 3

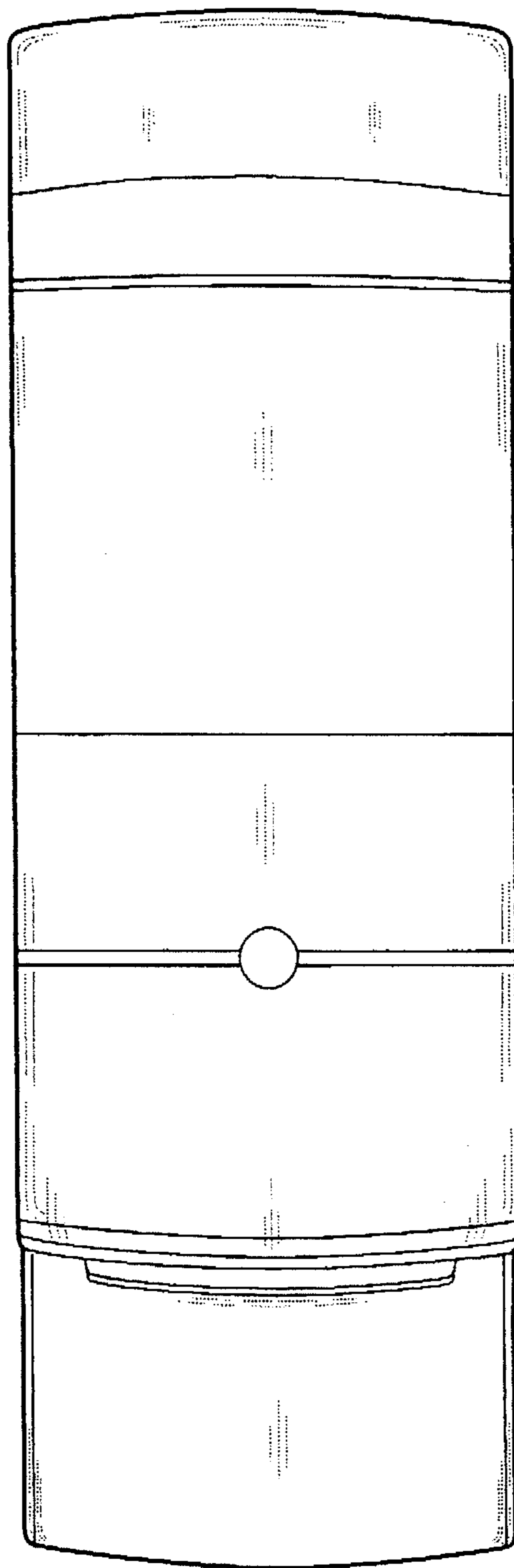


FIG. 4




FIG. 5



FIG. 7

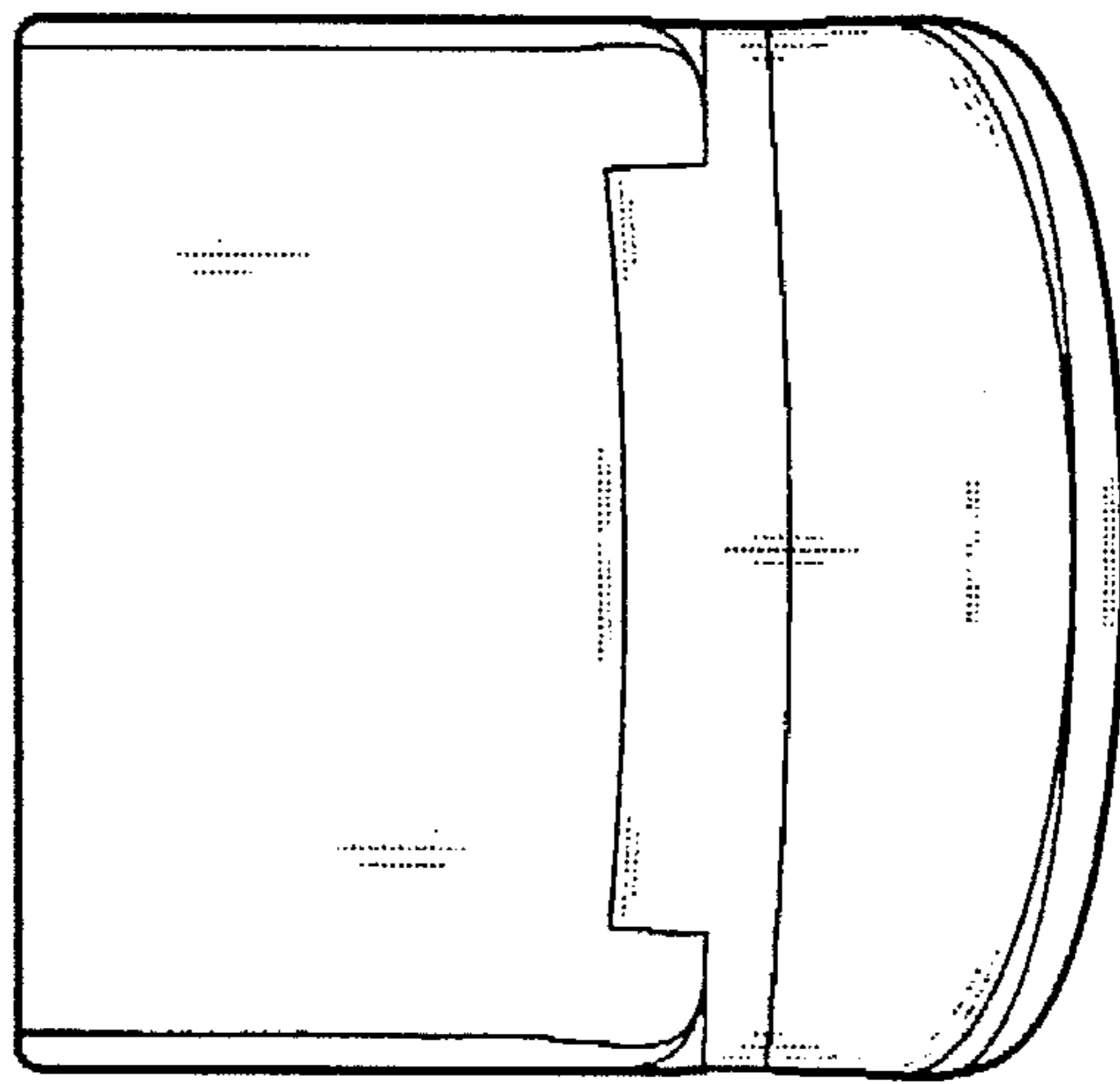


FIG. 6

