

US00D383126S

**United States Patent** [19]  
**Starck**

[11] **Patent Number:** **Des. 383,126**  
[45] **Date of Patent:** **\*\*Sep. 2, 1997**

[54] **TELEVISION**

[75] **Inventor:** **Philippe Starck**, Issy-les-Moulineaux, France

[73] **Assignee:** **Thomson Consumer Electronics**, Courbevoie, France

[\*\*] **Term:** **14 Years**

[21] **Appl. No.:** **32,427**

[22] **Filed:** **Dec. 19, 1994**

[30] **Foreign Application Priority Data**

Jun. 30, 1994 [FR] France ..... 94 3844

[51] **LOC (6) Cl.** ..... **14-03**

[52] **U.S. Cl.** ..... **D14/134**

[58] **Field of Search** ..... D14/113, 124-134;  
312/72; 348/825, 836, 838

[56] **References Cited**

**U.S. PATENT DOCUMENTS**

D. 298,248 10/1988 Wada et al. .... D14/134

D. 342,516 12/1993 Kabetani et al. .... D14/134  
D. 358,379 5/1995 Barrett et al. .... D14/113

*Primary Examiner*—B. J. Bullock  
*Assistant Examiner*—Richelle Shelton  
*Attorney, Agent, or Firm*—McAulay Fisher Nissen  
Goldberg & Kiel, LLP



[57] **CLAIM**

The ornamental design for a television, as shown and described.

**DESCRIPTION**

FIG. 1 is a front view of the television;  
FIG. 2 is a top view;  
FIG. 3 is a right side view and the left side view is a mirror image thereof;  
FIG. 4 is a rear view; and,  
FIG. 5 is a bottom view.

**1 Claim, 2 Drawing Sheets**






FIG. 1

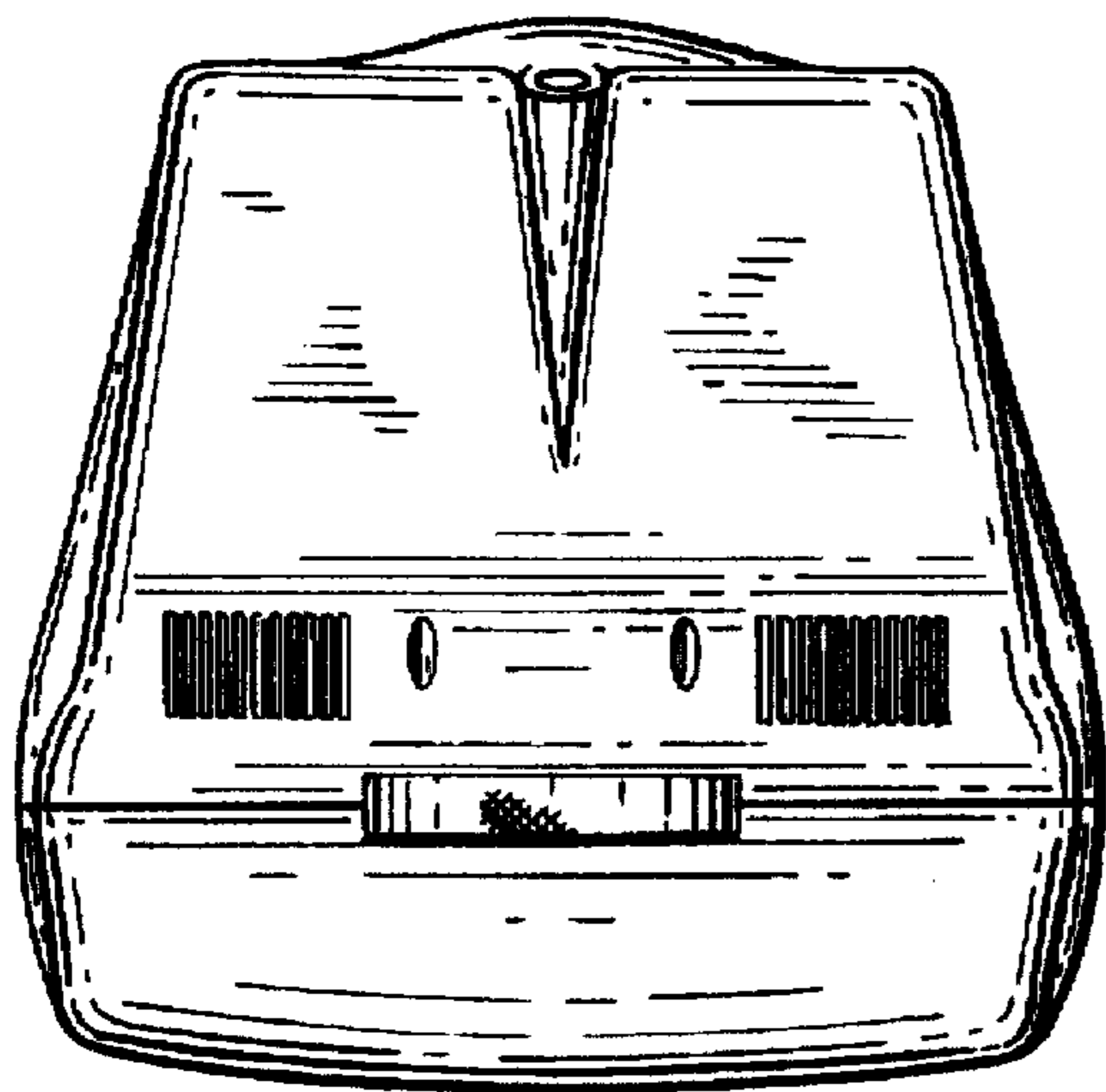


FIG. 2




FIG. 3




FIG. 4

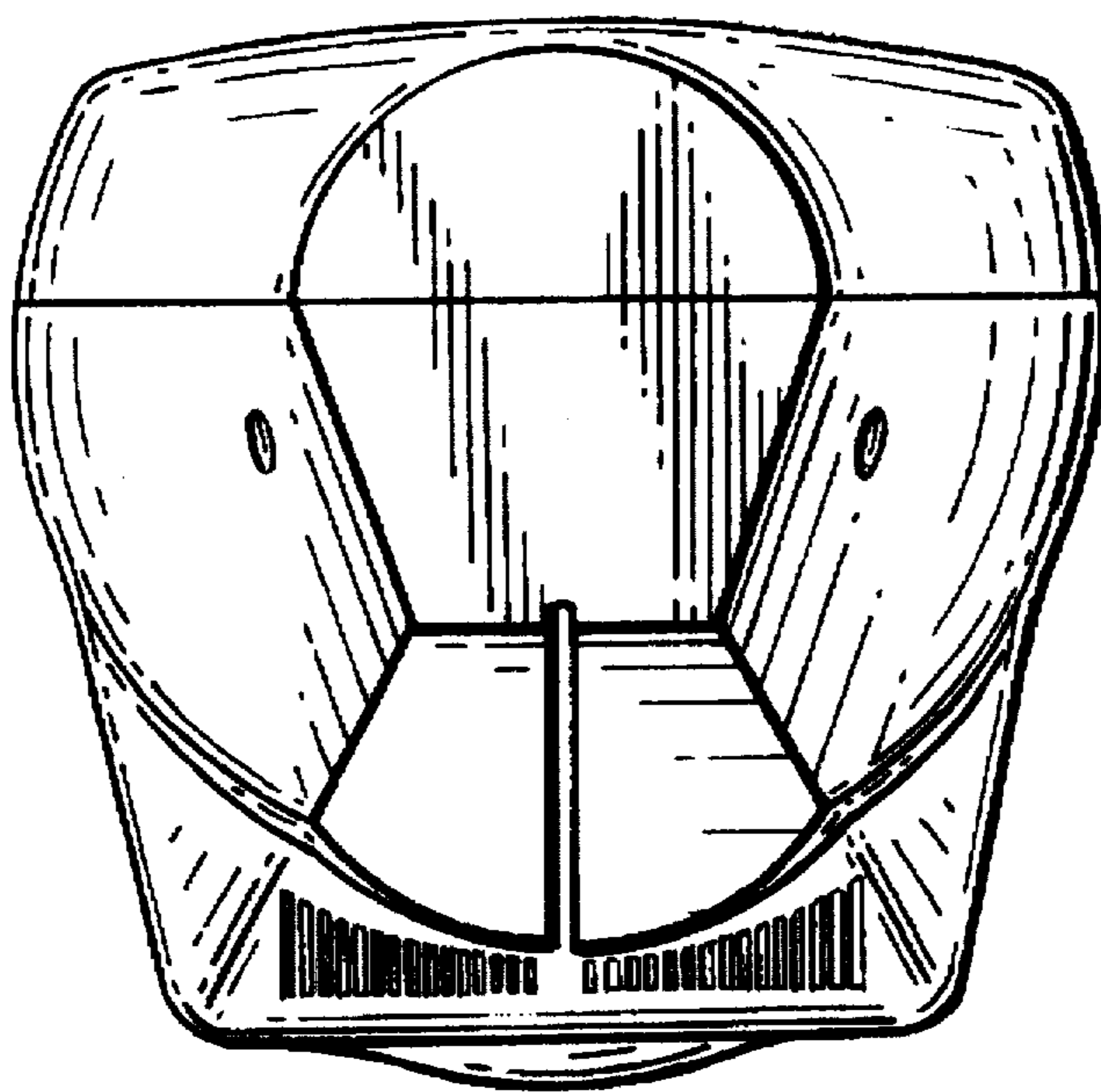


FIG. 5