



US00D383104S

United States Patent [19]

Park et al.

[11] Patent Number: **Des. 383,104**

[45] Date of Patent: ****Sep. 2, 1997**

[54] **PNEUMATIC TIRE FOR VEHICLES**

[75] Inventors: **Dong-Ju Park; Bock-Su Park**, both of Kwangju, Rep. of Korea

[73] Assignee: **Kumho & Co.**, Seoul, Rep. of Korea

[**] Term: **14 Years**

[21] Appl. No.: **52,135**

[22] Filed: **Mar. 25, 1996**

[51] LOC (6) Cl. **12-15**

[52] U.S. Cl. **D12/147**

[58] Field of Search D12/141-143, D12/146, 147, 148; 152/209 R, 209 D

[56] **References Cited**

U.S. PATENT DOCUMENTS

- D. 334,368 3/1993 White D12/147
- D. 350,513 9/1994 Mehta et al. D12/147
- 5,287,905 2/1994 Caretta et al. 152/209 R

FOREIGN PATENT DOCUMENTS

940064 2/1995 Norway .

OTHER PUBLICATIONS

Michelin, XH4 tire, *1994 Tread Design Guide*, p. 41, third row, second from left.

Brigadier Turbo-Plus Radial GT tire, *1995 Tread Design Guide*, p. 12, bottom row, second from right.

Hercules MRX+4 tire, *1995 Tread Design Guide*, p. 35, bottom row, far left.

Ohtsu RI-127 tire, *Tire Review Magazine*, Mar. 1994, p. 33.

Yokohama tire ad, *Tire Review Magazine*, Aug. 1994, back cover, far left illustration.

Primary Examiner—James Gandy
Assistant Examiner—Robert M. Spear
Attorney, Agent, or Firm—Lowe, Price, LeBlanc & Becker

[57] **CLAIM**

The ornamental design for a pneumatic tire for vehicles, as shown and described.

DESCRIPTION

FIG. 1 is a front elevational view showing our new design, it being understood that the tread pattern repeats uniformly throughout the circumference of the tire;

FIG. 2 is a left side elevational view thereof, the side opposite being substantially identical thereto;

FIG. 3 is an enlarged fragmentary view of the design shown in FIG. 1;

FIG. 4 is a partial cross-sectionaal view taken along line 4-4 in FIG. 3; and,

FIG. 5 is a perspective view of the tire of FIG. 1.

1 Claim, 3 Drawing Sheets

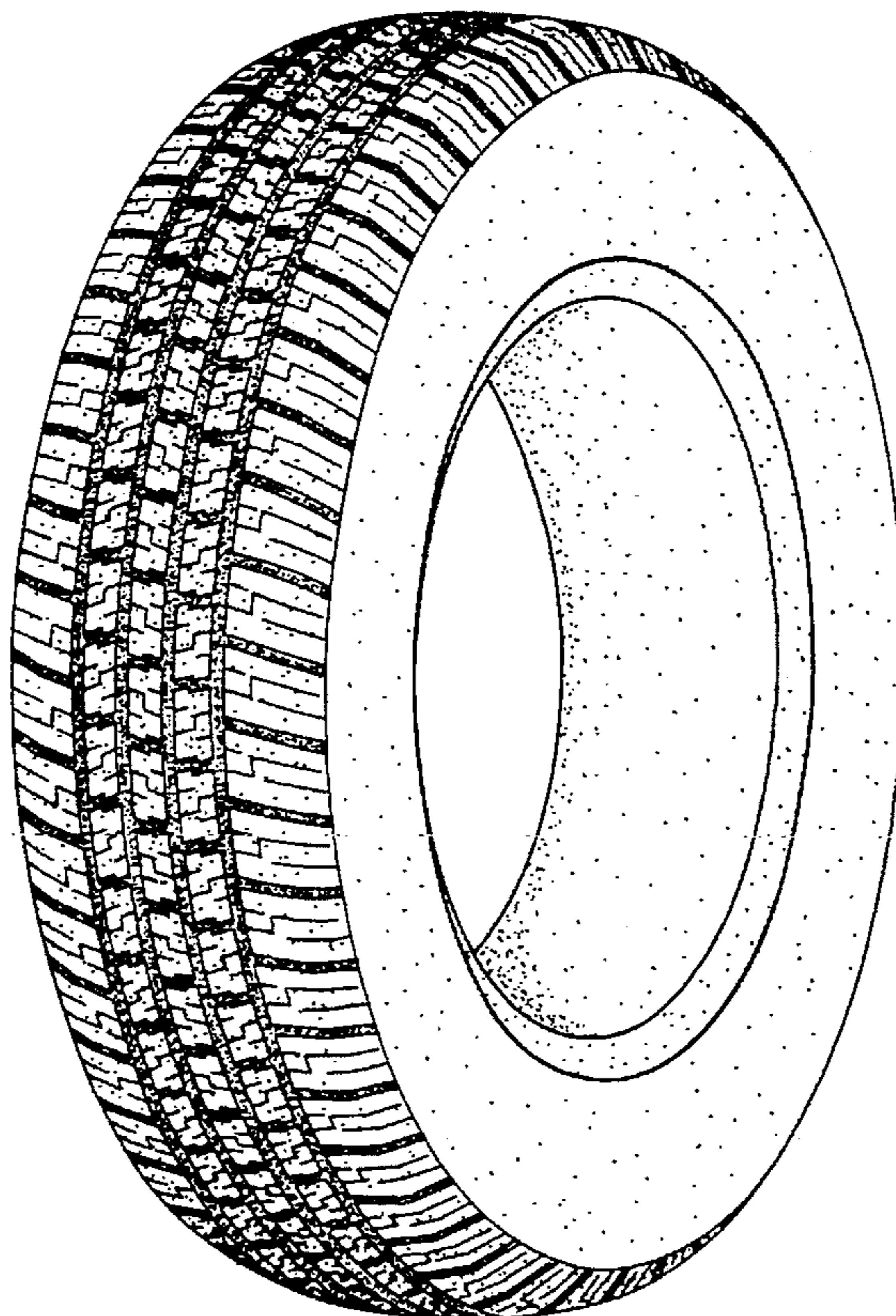


Fig. 1




Fig. 3

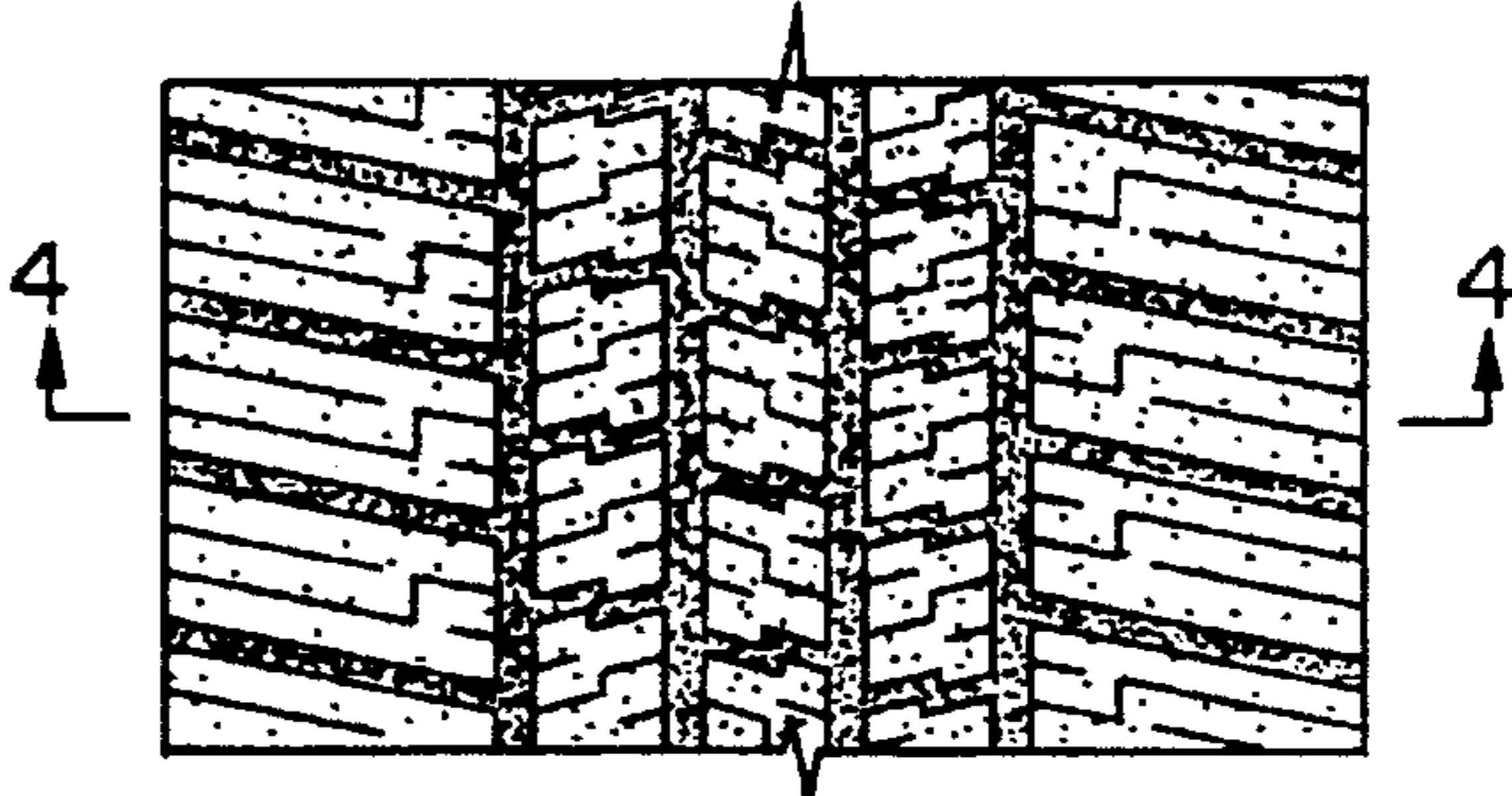


Fig. 4



Fig. 2

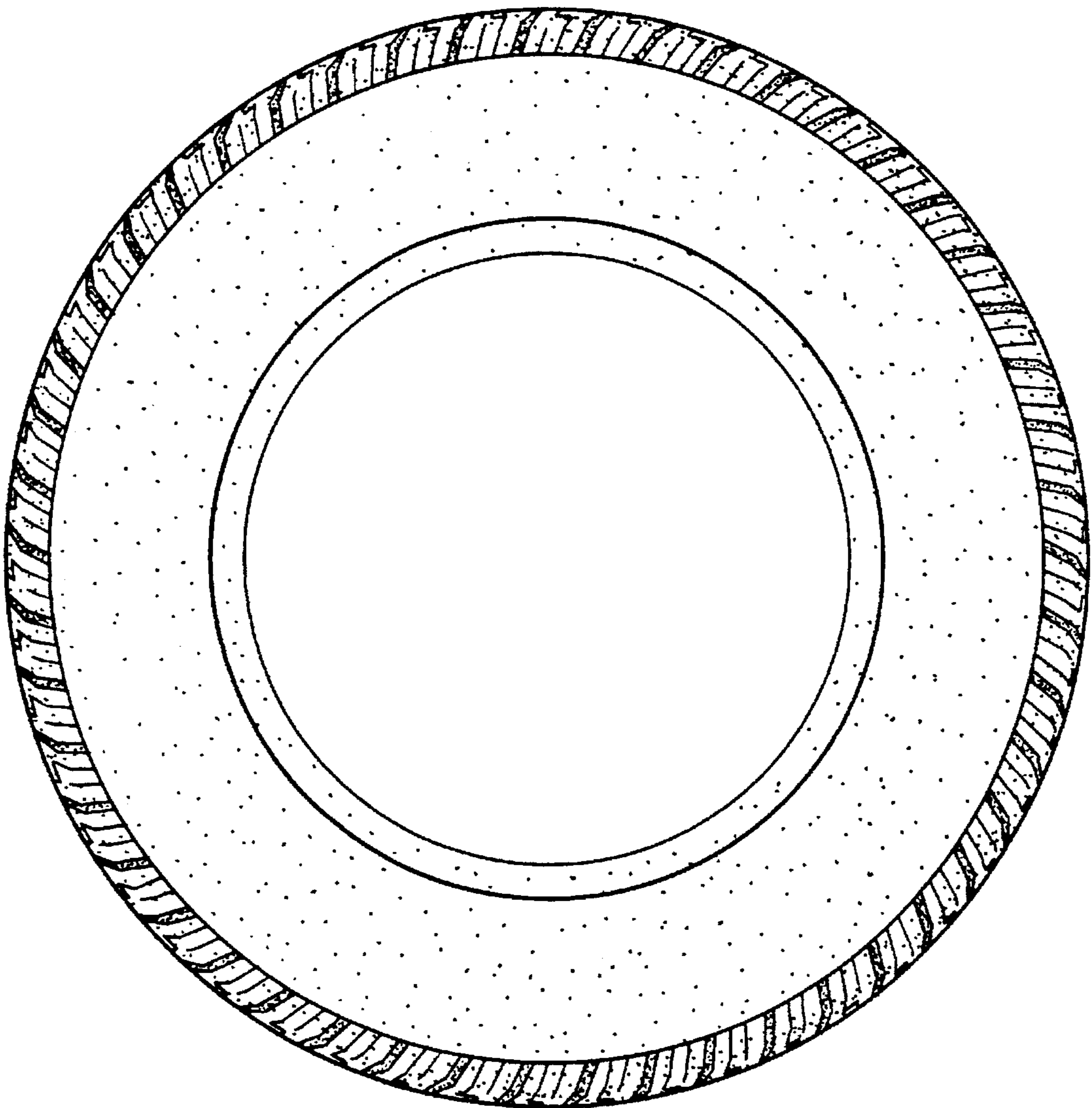


Fig. 5

