



US00D383095S

United States Patent [19]

Miyamoto et al.

[11] Patent Number: **Des. 383,095**

[45] Date of Patent: ****Sep. 2, 1997**

[54] **FOUR WHEELED VEHICLE**

D. 326,436 5/1992 Tamura et al. D12/107

[75] Inventors: **Shiro Miyamoto; Toshio Kurihara,**
both of Saitama, Japan

[73] Assignee: **Honda Giken Kogyo Kabushiki**
Kaisha, Tokyo, Japan

[**] Term: **14 Years**

[21] Appl. No.: **52,407**

[22] Filed: **Mar. 29, 1996**

[30] **Foreign Application Priority Data**

Oct. 6, 1995 [JP] Japan 7-30009

[51] LOC (6) Cl. **12-11**

[52] U.S. Cl. **D12/107**

[58] Field of Search D12/107; 180/215,
180/233, 311, 312

[56] **References Cited**

U.S. PATENT DOCUMENTS

- D. 293,900 1/1988 Murakami D12/107
- D. 298,811 12/1988 Morita D12/107
- D. 299,630 1/1989 Matsue D12/107
- D. 305,999 2/1990 Ueda et al. D12/107

FOREIGN PATENT DOCUMENTS

- 805045 9/1986 Japan .
- 784599 7/1988 Japan .
- 925646 8/1993 Japan .

Primary Examiner—Melody N. Brown
Attorney, Agent, or Firm—Birch, Stewart, Kolasch & Birch,
LLP

[57] **CLAIM**

The ornamental design for a four wheeled vehicle, as shown and described.

DESCRIPTION

- FIG. 1 is a left front perspective view of a four wheeled vehicle showing our new design;
- FIG. 2 is a right front perspective view thereof;
- FIG. 3 is a left rear perspective view thereof;
- FIG. 4 is a right rear perspective view thereof;
- FIG. 5 is a front elevational view thereof;
- FIG. 6 is a rear elevational view thereof;
- FIG. 7 is a top plan view thereof;
- FIG. 8 is a left side elevational view thereof; and,
- FIG. 9 is a right side elevational view thereof.

1 Claim, 5 Drawing Sheets





FIG. 1



FIG. 2



FIG. 3



FIG. 4




FIG. 5




FIG. 6

FIG. 7





FIG. 8



FIG. 9