



US00D383083S

United States Patent [19]
Ludvig

[11] **Patent Number: Des. 383,083**

[45] **Date of Patent: **Sep. 2, 1997**

[54] **WATCH BRACELET**

D. 316,523 4/1991 Hirabayashi D10/32
D. 339,081 9/1993 Pandel D11/3

[75] **Inventor: Pierre Ludvig, St. Nom-la-Breteche, France**

Primary Examiner—Ralf Seifert
Attorney, Agent, or Firm—Ladas & Parry

[73] **Assignee: Titan International Marketing Ltd., London, United Kingdom**

[57] **CLAIM**

[**] **Term: 14 Years**

The ornamental design for a watch bracelet, as shown.

[21] **Appl. No.: 45,616**

DESCRIPTION

[22] **Filed: Oct. 25, 1995**

FIG. 1 is a top plan view of a watch bracelet showing my new design;

[51] **LOC (6) CL 11-01**

FIG. 2 is a side elevational view;

[52] **U.S. Cl. D11/21; D4/3**

FIG. 3 is a bottom plan view; and,

[58] **Field of Search D11/1-25; 59/78; 63/1.1, 2, 3; 224/164; D10/30-32**

FIG. 4 is an opposite side elevational view to that shown in FIG. 2.

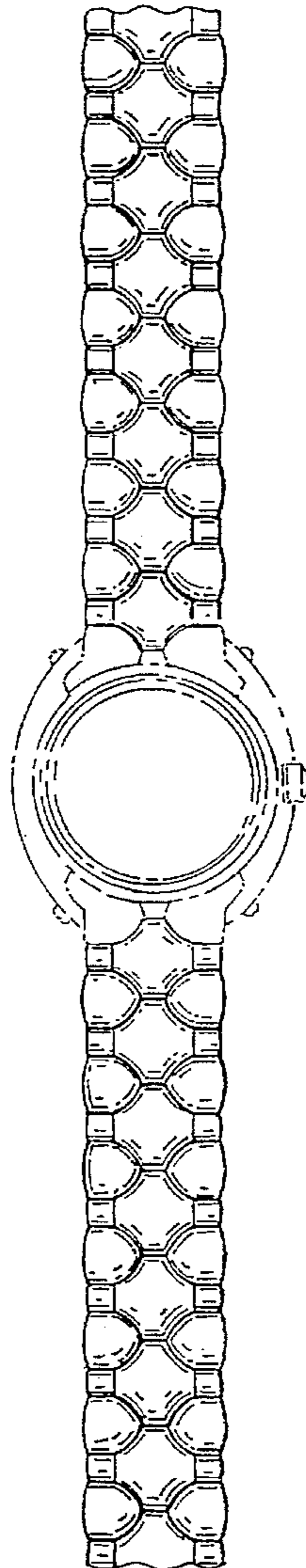
[56] **References Cited**

The broken line showing of a watch in FIGS. 1-4 is for illustrative purposes only and forms no part of the claimed design. It being understood that the bracelet is continuous.

U.S. PATENT DOCUMENTS

D. 77,925 3/1929 Turnquist D11/14

1 Claim, 1 Drawing Sheet



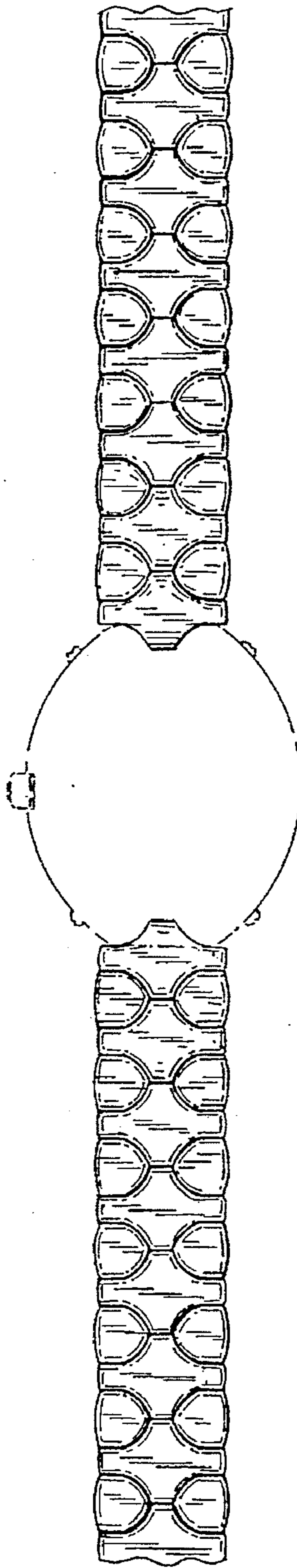
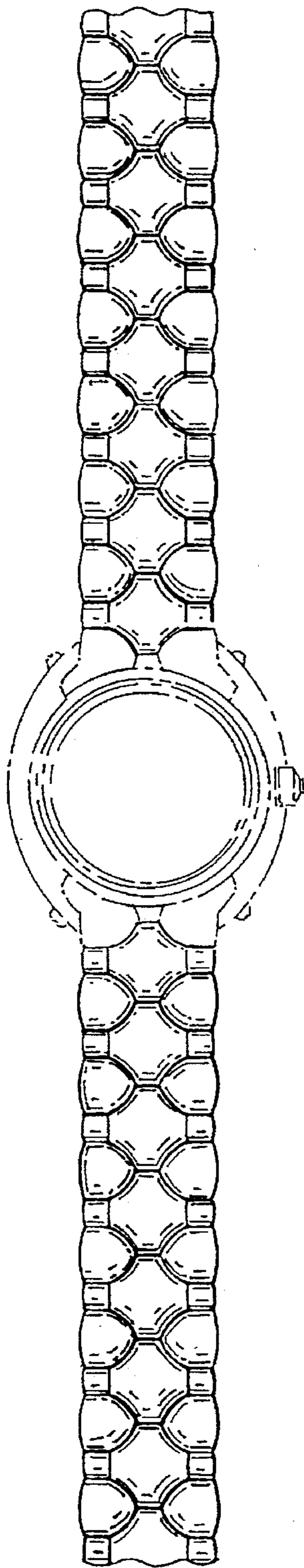


FIG. 1

FIG. 2

FIG. 3

FIG. 4