

US00D383082S

# United States Patent [19]

[11] Patent Number: **Des. 383,082**

**Bonarini et al.**

[45] Date of Patent: **\*\*\*Sep. 2, 1997**

[54] **CHAIN**

[75] Inventors: **Elio Bonarini; Domenico Fornaini,**  
both of Arezzo, Italy

[73] Assignee: **Uno A Erre Italia S.p.A.,** Arezzo, Italy

[\*] Notice: The portion of the term of this patent  
subsequent to Sep. 3, 2010, has been  
disclaimed.

[\*\*] Term: **14 Years**

[21] Appl. No.: **41,174**

[22] Filed: **Jul. 7, 1995**

[30] **Foreign Application Priority Data**

Jan. 11, 1995 [IT] Italy ..... FI/95/0/000002

[51] LOC (6) Cl. .... **11-01**

[52] U.S. Cl. .... **D11/13**

[58] Field of Search ..... D11/1-25, 93,  
D11/94; 59/78, 80, 82, 83, 84-92; 63/1.1,  
2, 3, 4

[56] **References Cited**

**U.S. PATENT DOCUMENTS**

D. 334,351	3/1993	Bichi	.....	D11/13
D. 334,546	4/1993	Bichi	.....	D11/13
D. 334,723	4/1993	Bichi	.....	D11/13
D. 338,630	8/1993	Bichi	.....	D11/3
D. 350,910	9/1994	Cerato	.....	D11/13

*Primary Examiner*—Ralf Seifert

*Attorney, Agent, or Firm*—Hopgood, Calimafde Kalil &  
Judlowe

[57] **CLAIM**

The ornamental design for a chain, as shown and described.

**DESCRIPTION**

FIG. 1 is a front view of our design for a chain;

FIG. 2 is a side view of the chain;

FIG. 3 is a view of the outline of a transverse section of the  
chain;

FIG. 4 is a rear view of the chain in back of the front view;  
and,

FIG. 5 is a partial perspective of FIG. 1.

**1 Claim, 2 Drawing Sheets**

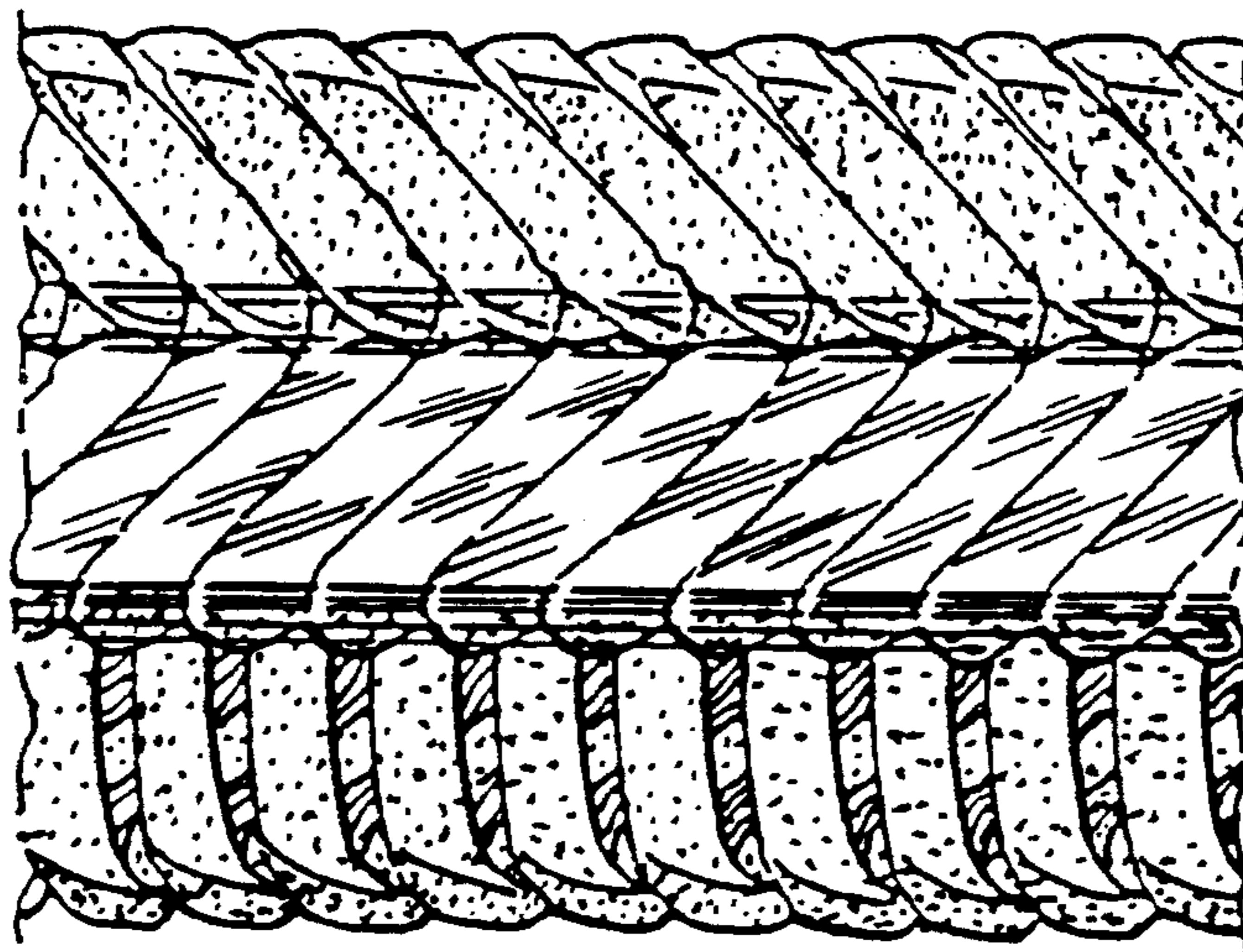


Fig. 1

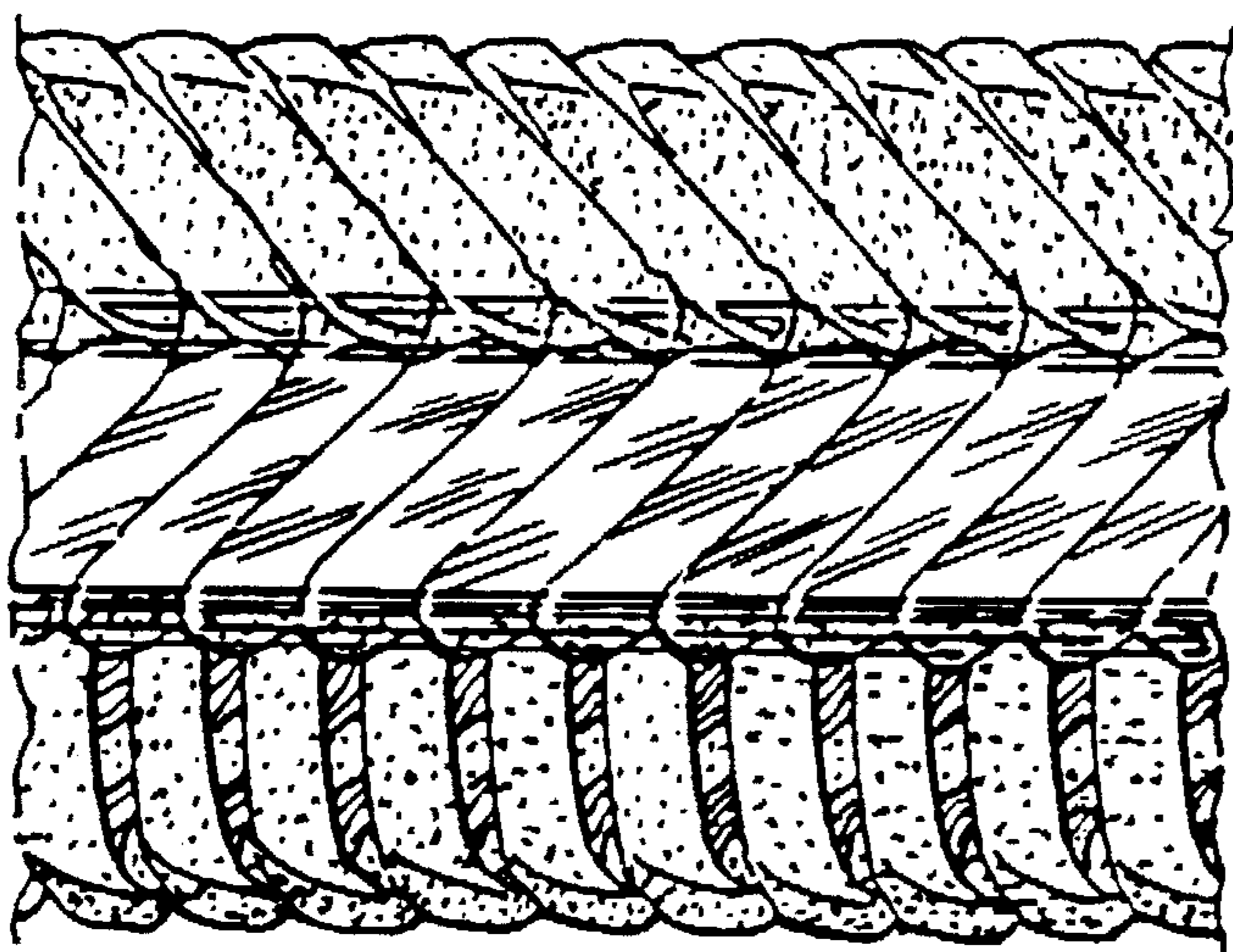


Fig. 3

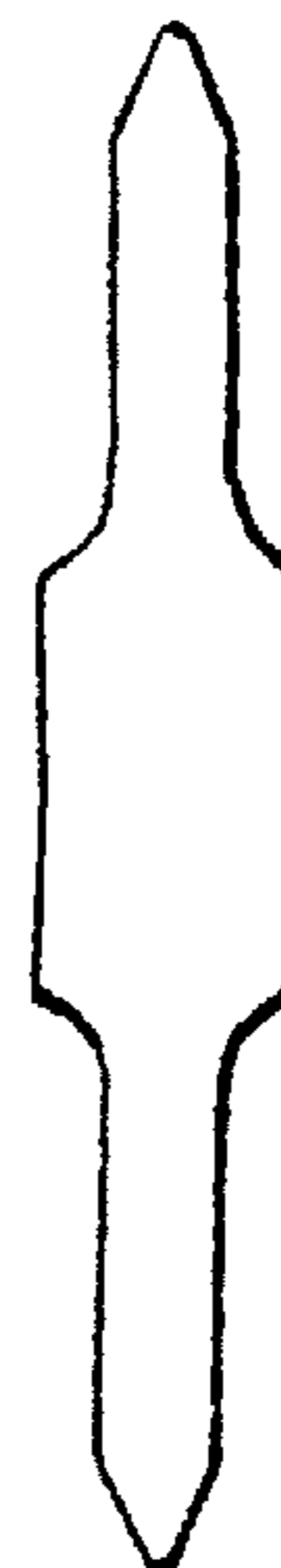
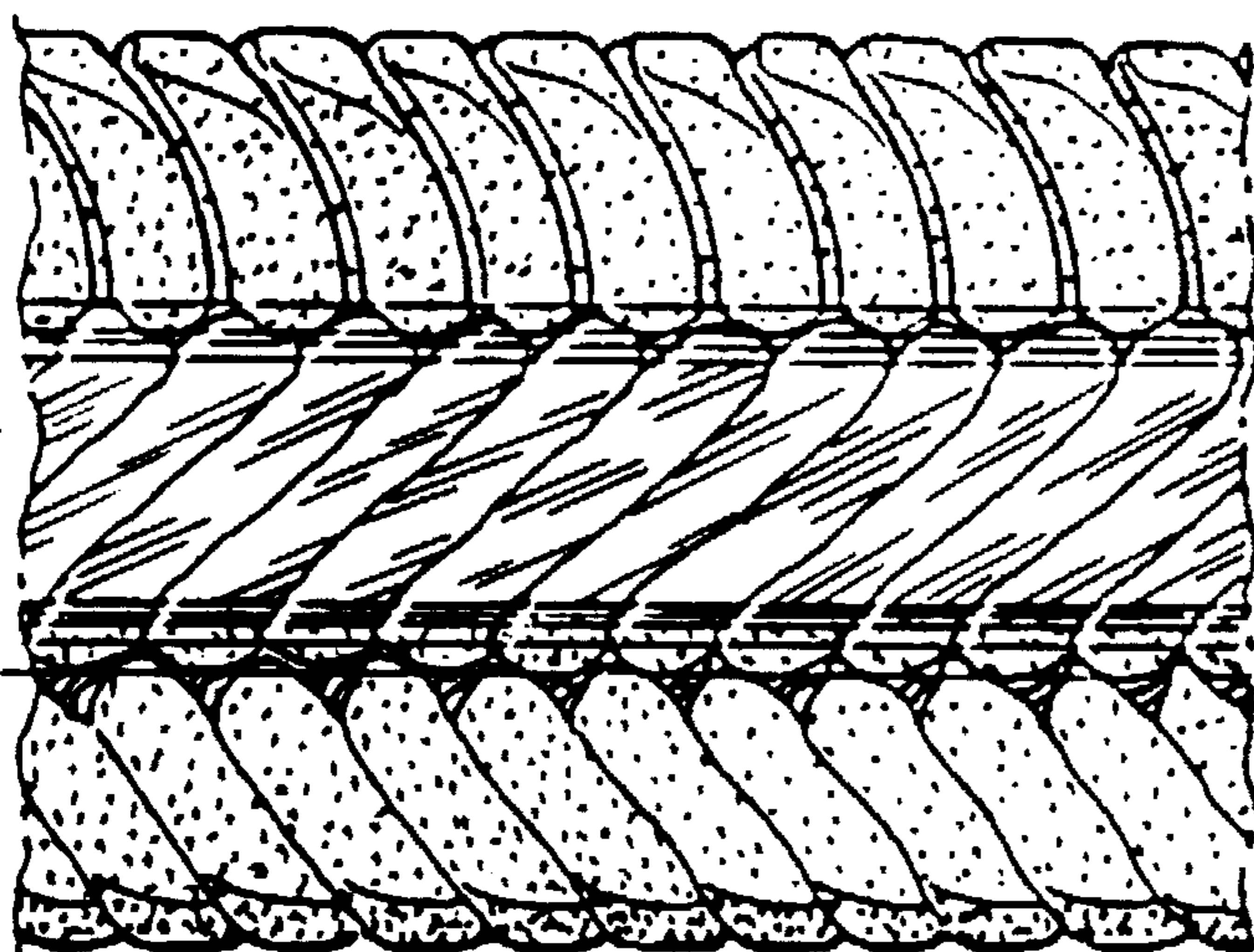


Fig. 2



Fig. 4






Fig. 5