



US00D383074S

United States Patent [19]
Hayashi

[11] **Patent Number: Des. 383,074**
[45] **Date of Patent: **Sep. 2, 1997**

- [54] **WATCH**
- [75] **Inventor: Yukiko Hayashi, Chiba, Japan**
- [73] **Assignee: Seiko Instruments Inc., Japan**
- [**] **Term: 14 Years**
- [21] **Appl. No.: 46,363**
- [22] **Filed: Nov. 13, 1995**
- [51] **LOC (6) Cl. 10-02**
- [52] **U.S. Cl. D10/32; D10/39**
- [58] **Field of Search D10/1-40, 122-132;**
368/280-282, 276-277, 285

[56] **References Cited**

U.S. PATENT DOCUMENTS

D. 78,958	7/1929	Wewetzer	D10/32
D. 251,829	5/1979	Sulek	D10/32
D. 298,610	11/1988	Young	D10/39 X
D. 327,438	6/1992	Bulgari	D10/32
D. 360,834	8/1995	Mizoguchi	D10/30

OTHER PUBLICATIONS

Swiss Watch & Jewelry Journal—Mar. 1988—p. 506—Watch at left.
Jewelers Circular-Keystone—Jun. 1979—p. 111—watch at bottom-left.
Primary Examiner—Nelson C. Holtje
Attorney, Agent, or Firm—Adams & Wilks

[57] **CLAIM**

The ornamental design for a watch, as shown and described.

DESCRIPTION

FIG. 1 is a front elevational view of a watch showing my new design;
 FIG. 2 is a rear elevational view thereof;
 FIG. 3 is a top plan view thereof;
 FIG. 4 is a bottom plan view thereof;
 FIG. 5 is a left side elevational view thereof;
 FIG. 6 is a right side elevational view thereof; and,
 FIG. 7 is a front elevational view for reference thereof.

1 Claim, 1 Drawing Sheet






FIG. 3




FIG. 5




FIG. 1




FIG. 6




FIG. 2



FIG. 4




FIG. 7