



US00D383055S

United States Patent [19]

[11] Patent Number: **Des. 383,055**

Dautzenberg

[45] Date of Patent: ****Sep. 2, 1997**

[54] **COMPACT DISC HOLDER RELEASE PUSH BUTTON**

[75] Inventor: **Joseph H. Dautzenberg**, Landgraaf, Netherlands

[73] Assignee: **Holdi Design B.V.**, Netherlands

[**] Term: **14 Years**

[21] Appl. No.: **17,396**

[22] Filed: **Jan. 12, 1994**

[30] **Foreign Application Priority Data**

Dec. 7, 1993 [NL] Netherlands 68890-00

[51] LOC (6) Cl. **08-08**

[52] U.S. Cl. **D8/395**

[58] **Field of Search** D8/394, 395; D6/626, D6/631, 632, 407; D19/76; D14/156, 157; 411/57, 182, 908, 947, 437, 340, 512, 503; 24/289, 297, 453, 607, 616; 206/316.1, 387.1, 425

[56] **References Cited**

U.S. PATENT DOCUMENTS

D. 291,410 8/1987 Czyborra D8/394

D. 333,381	2/1993	Sankey et al.	D6/407 X
D. 350,867	9/1994	Lim	D6/631
D. 351,963	11/1994	Lim	D6/631
D. 358,960	6/1995	Minter	D6/631
4,424,904	1/1984	Applegate, Jr.	D6/407 X
4,511,194	4/1985	Park et al.	D6/407 X
5,291,639	3/1994	Baum et al.	24/297

Primary Examiner—Paula A. Mortimer
Attorney, Agent, or Firm—Staas & Halsey

[57] **CLAIM**

The ornamental design for a compact disc holder release push button, as shown and described.

DESCRIPTION

FIG. 1 is a top plan view of the compact disc holder release push button showing my new design; FIG. 2 is a bottom plan view thereof; FIG. 3 is a front elevational view thereof; FIG. 4 is a side elevational view thereof; FIG. 5 is a perspective view thereof looking generally upwardly toward the bottom of the push button; and, FIG. 6 is a perspective view thereof, the broken line showing of the compact disc mounting pedestal is for illustrative purposes only and forms no part of the claimed design.

1 Claim, 1 Drawing Sheet

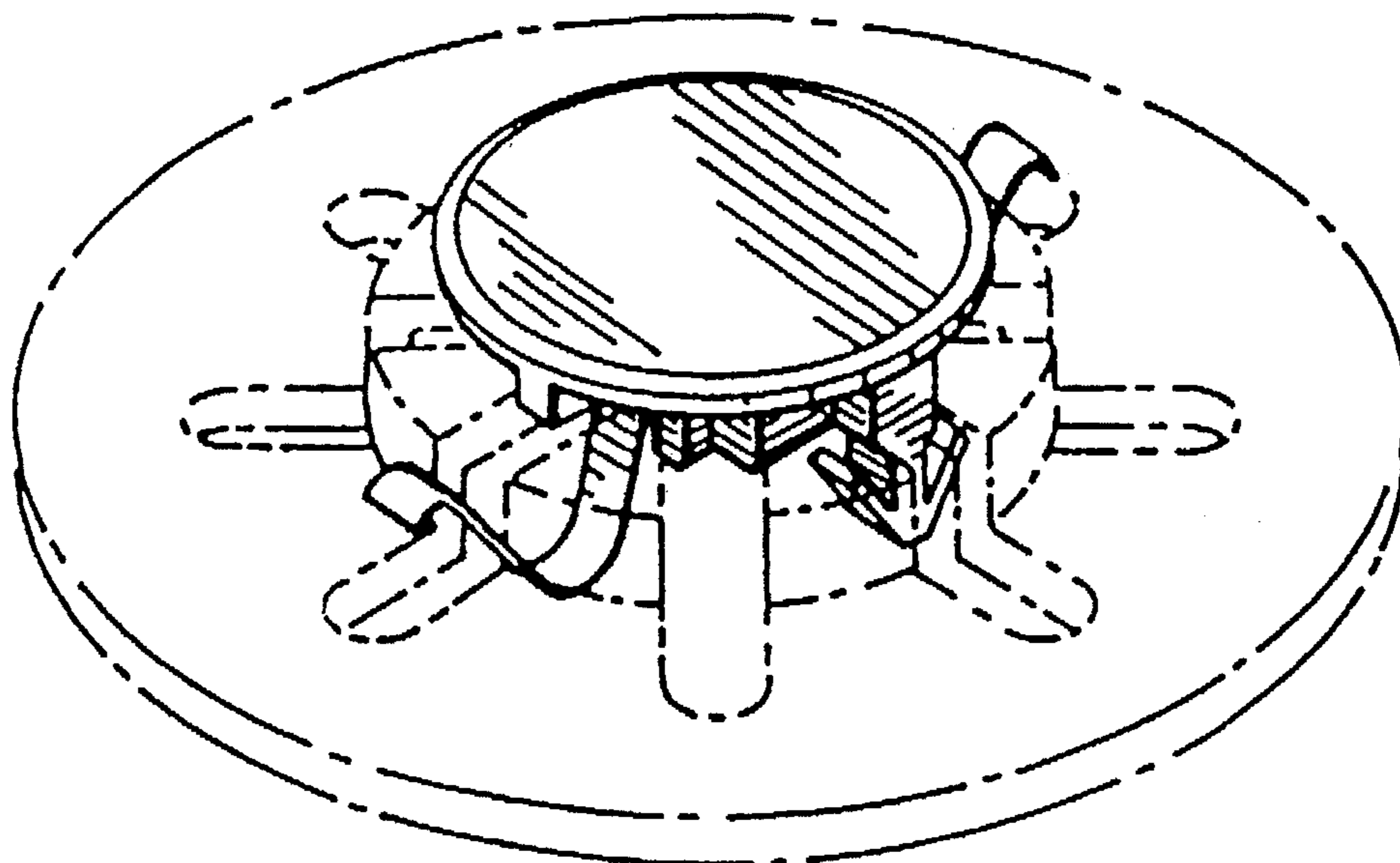


FIG. 1

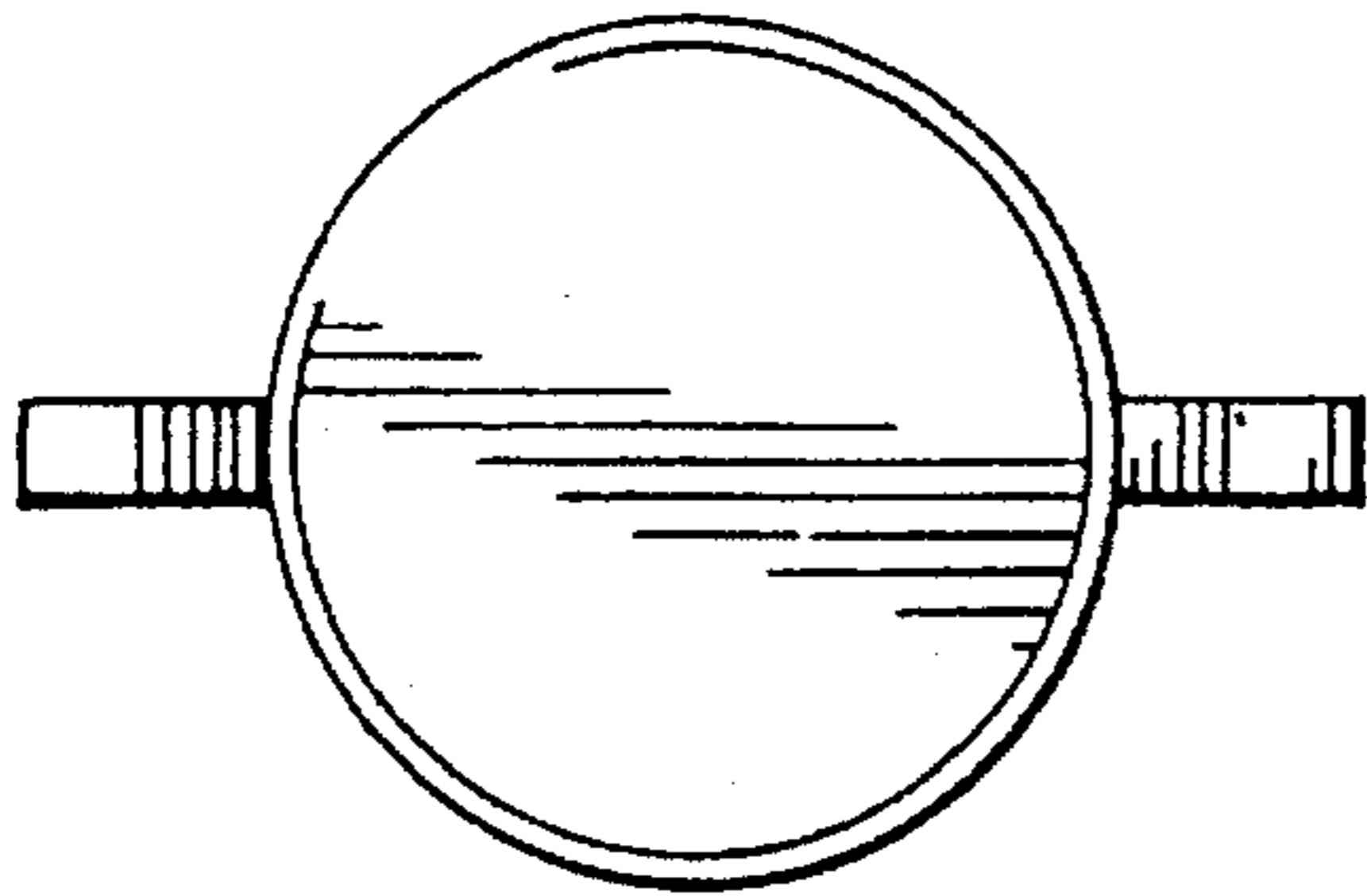


FIG. 2

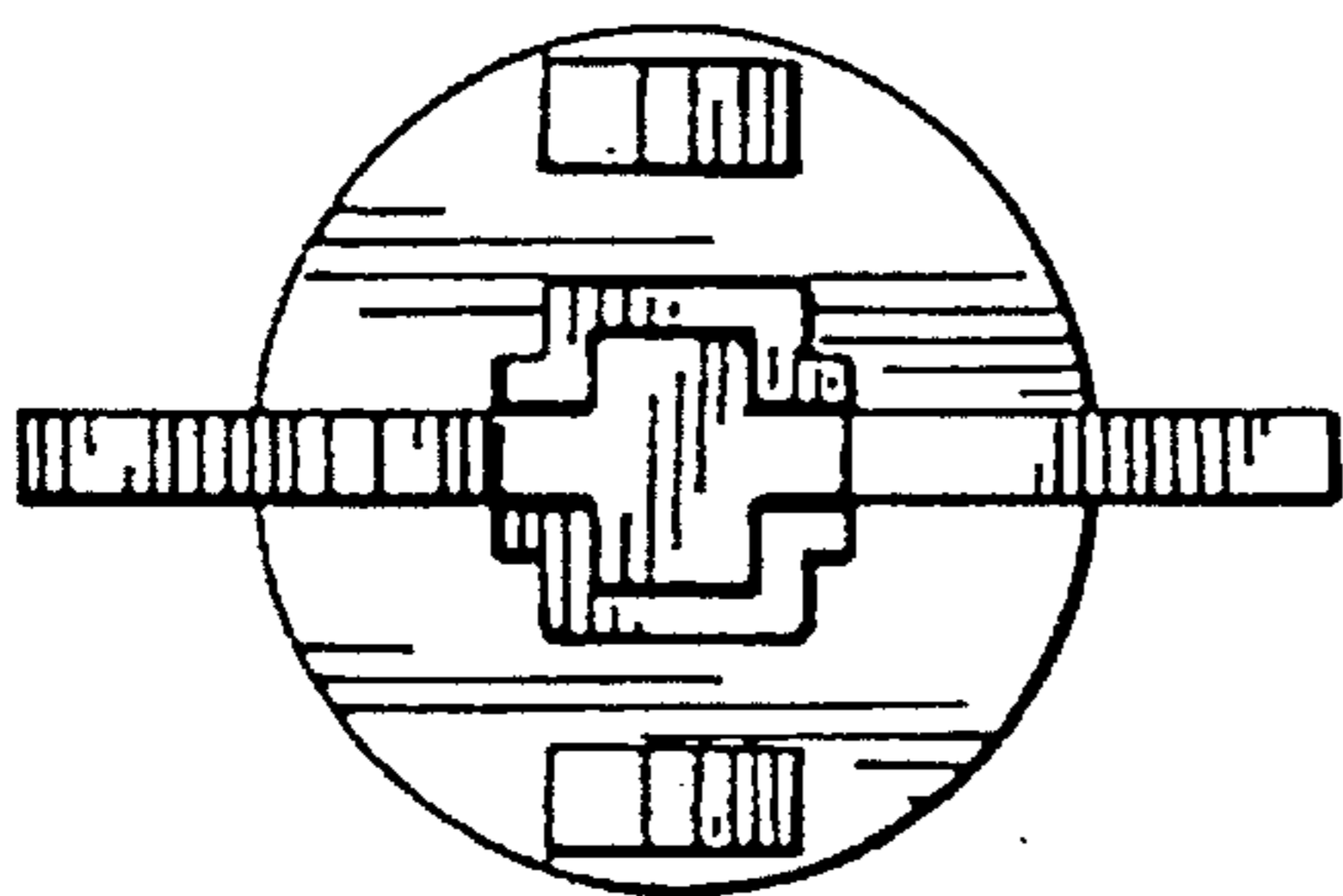


FIG. 3



FIG. 4

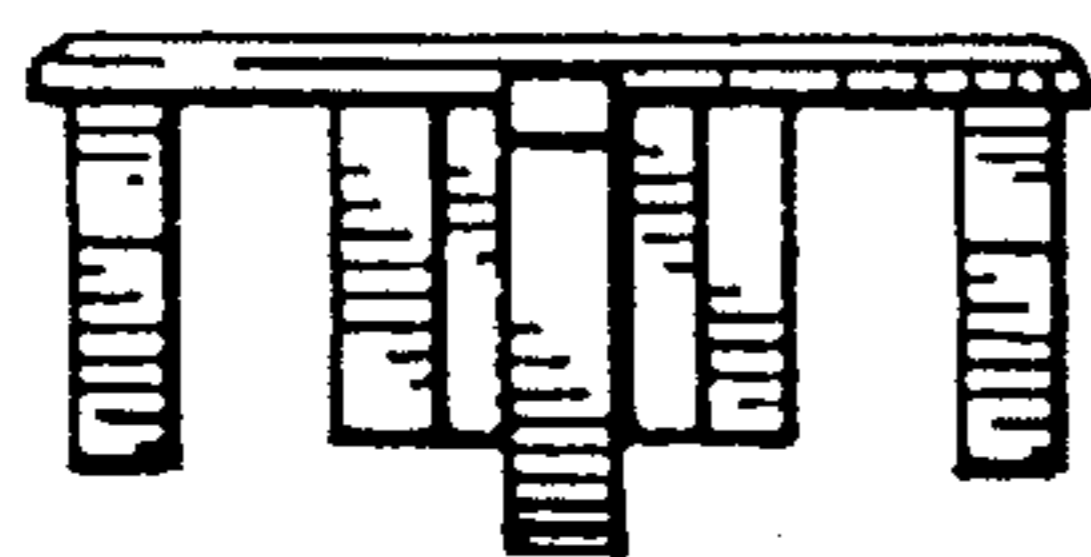


FIG. 5

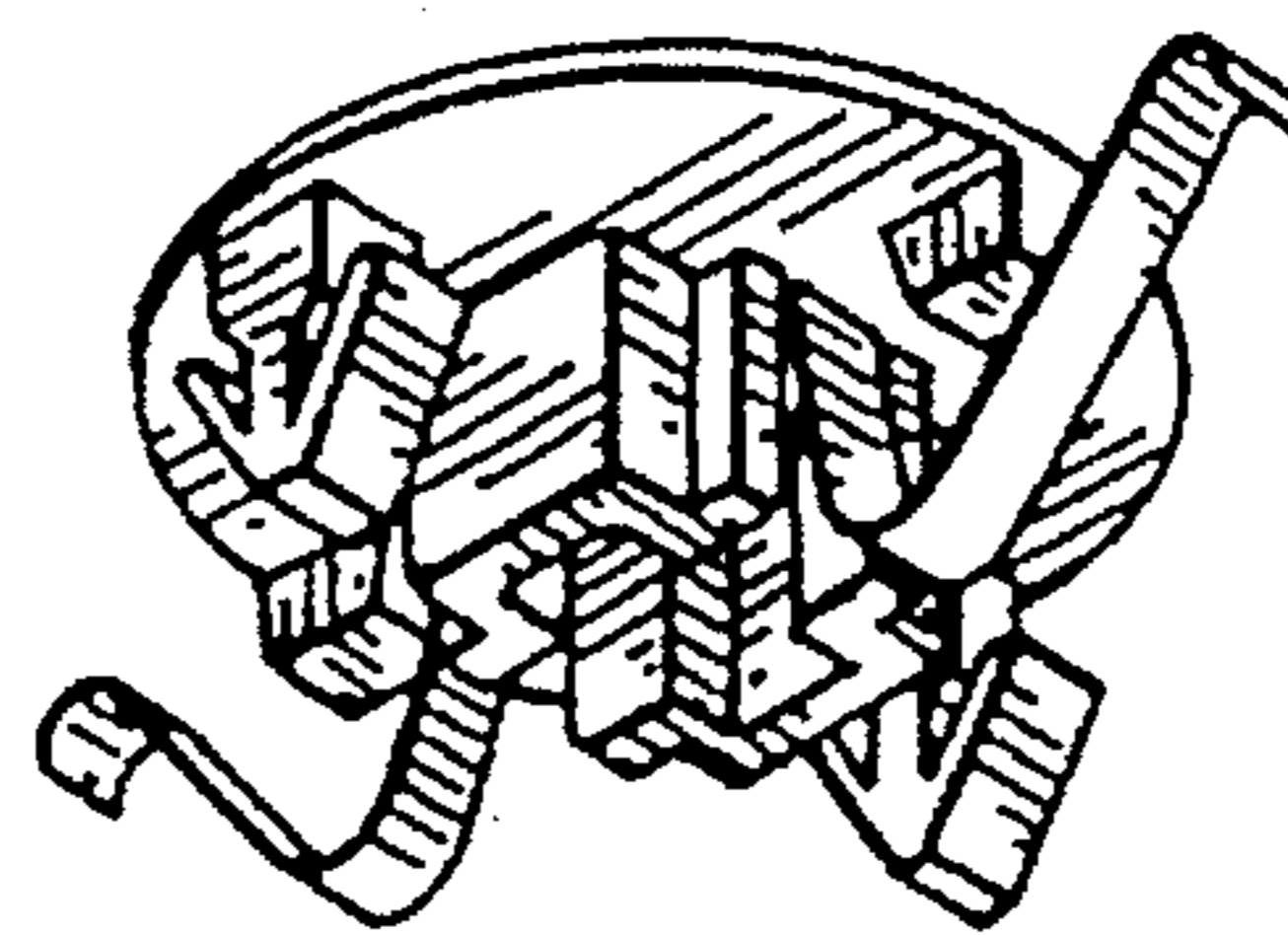


FIG. 6

