



US00D383052S

**United States Patent** [19]  
**Sheftel**

[11] **Patent Number:** **Des. 383,052**  
[45] **Date of Patent:** **\*\*Sep. 2, 1997**

[54] **STORAGE HOOK**

[75] **Inventor:** **Steven J. Sheftel**, Marstons Mills, Mass.

[73] **Assignee:** **American Manufacturing Company, Inc.**, Allentown, Pa.

[\*\*] **Term:** **14 Years**

[21] **Appl. No.:** **52,127**

[22] **Filed:** **Mar. 25, 1996**

[51] **LOC (6) Cl.** ..... **08-05**

[52] **U.S. Cl.** ..... **D8/367**

[58] **Field of Search** ..... D8/367, 370; D6/323;  
248/302-303, 339, 340, 215; 24/26, 27,  
29

[56] **References Cited**

**U.S. PATENT DOCUMENTS**

4,650,144 3/1987 Conrad ..... 248/339 X

**OTHER PUBLICATIONS**

Stanley Hardware, 1980, p. 242, rope hook circle at right of page.

Larson Catalog, Jul. 30, 1987, p. 22, rope hook located at left of page.

*Primary Examiner*—Holly Baynham

*Attorney, Agent, or Firm*—Samuels, Gauthier, Stevens & Reppert

[57] **CLAIM**

The ornamental design for storage hook, as shown and described.

**DESCRIPTION**

FIG. 1 is a perspective view of a storage hook;

FIG. 2 is a top plan view;

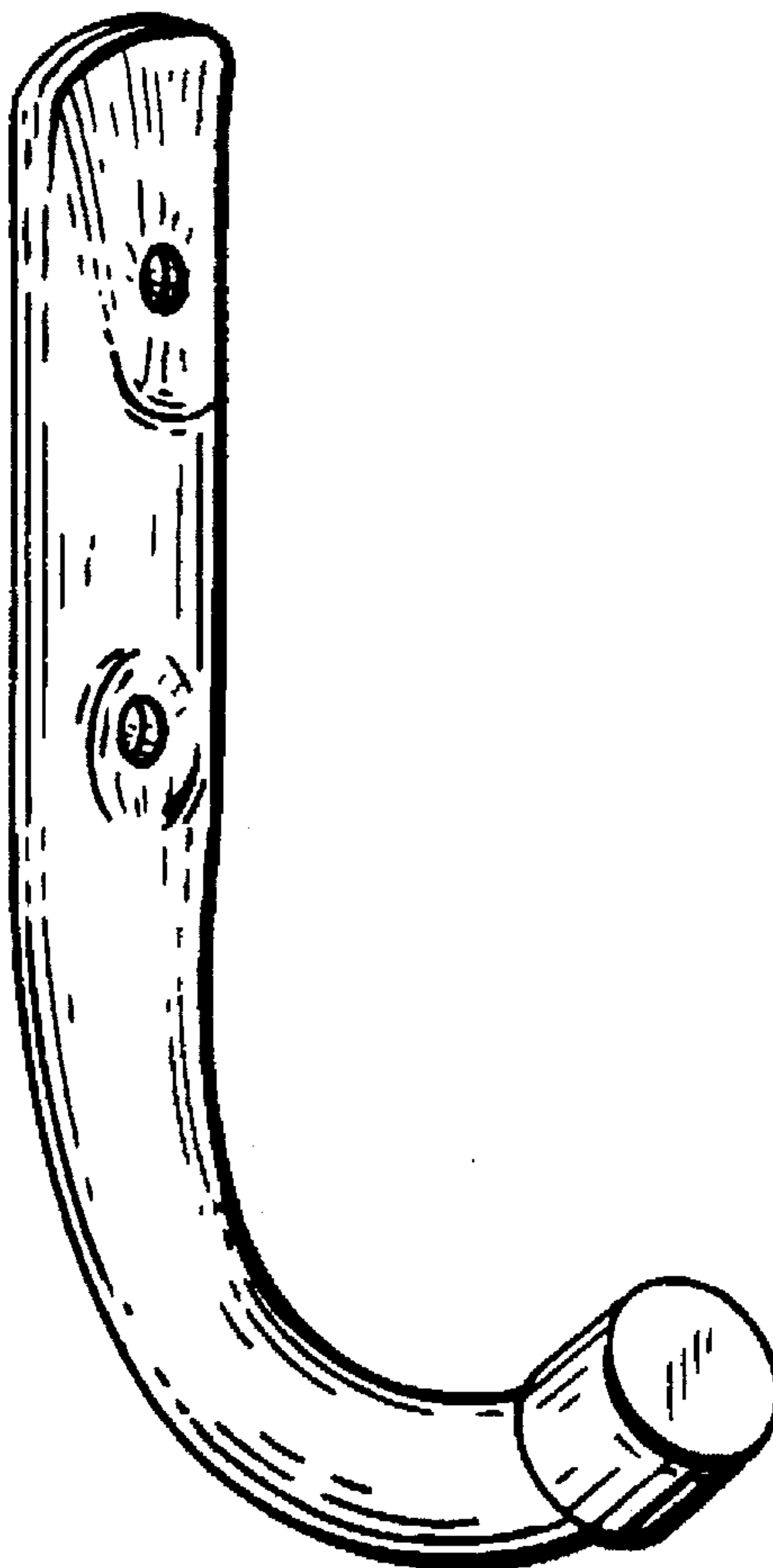
FIG. 3 is a left side view, the right side view being a mirror image thereof;

FIG. 4 is a front view;

FIG. 5 is a back view; and,

FIG. 6 is a bottom view.

**1 Claim, 1 Drawing Sheet**



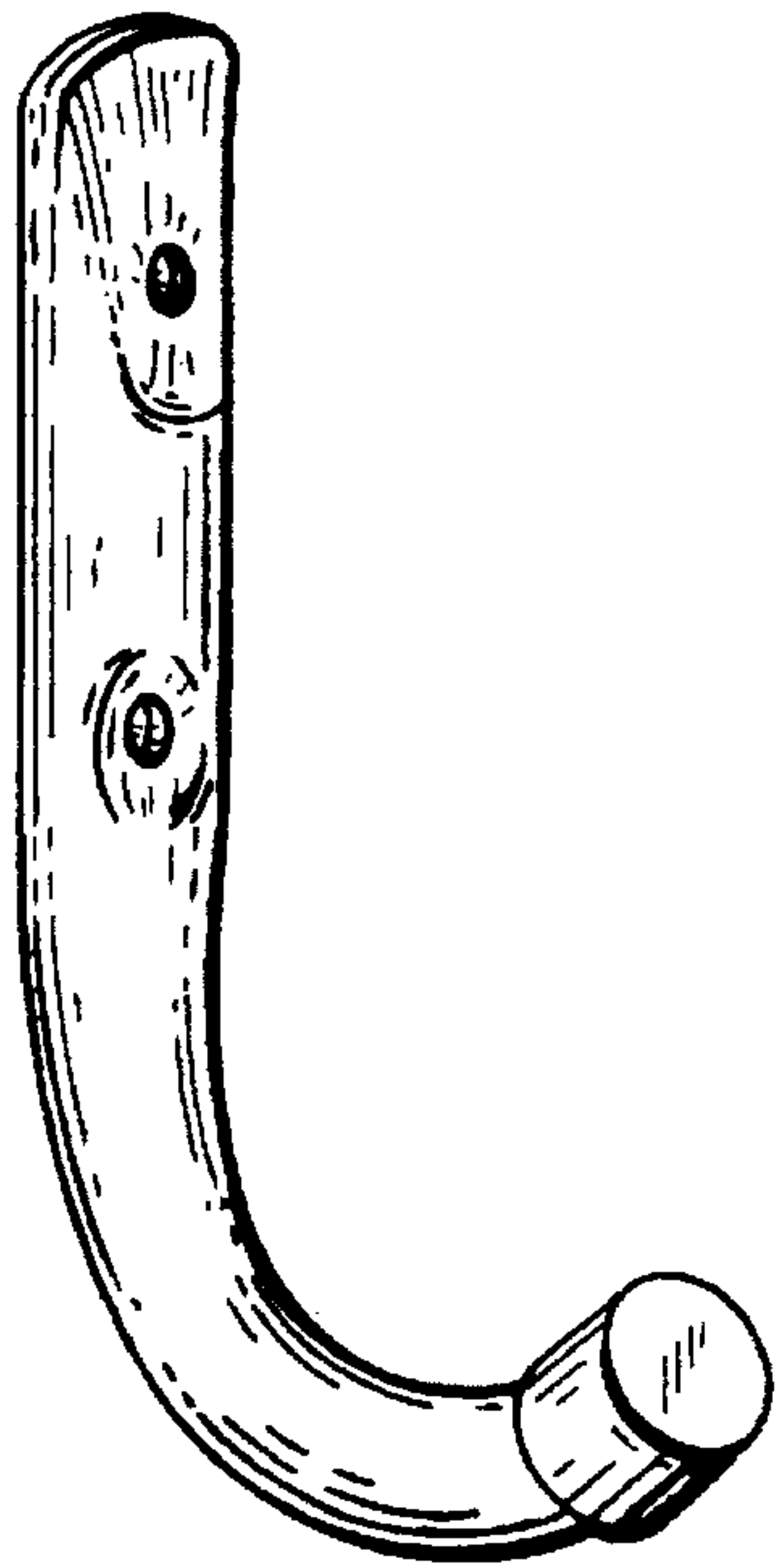


FIG. 1



FIG. 2

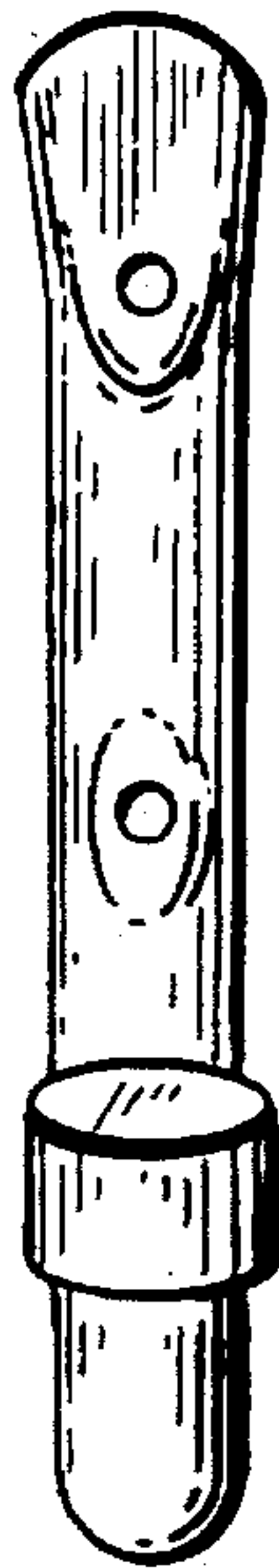


FIG. 4

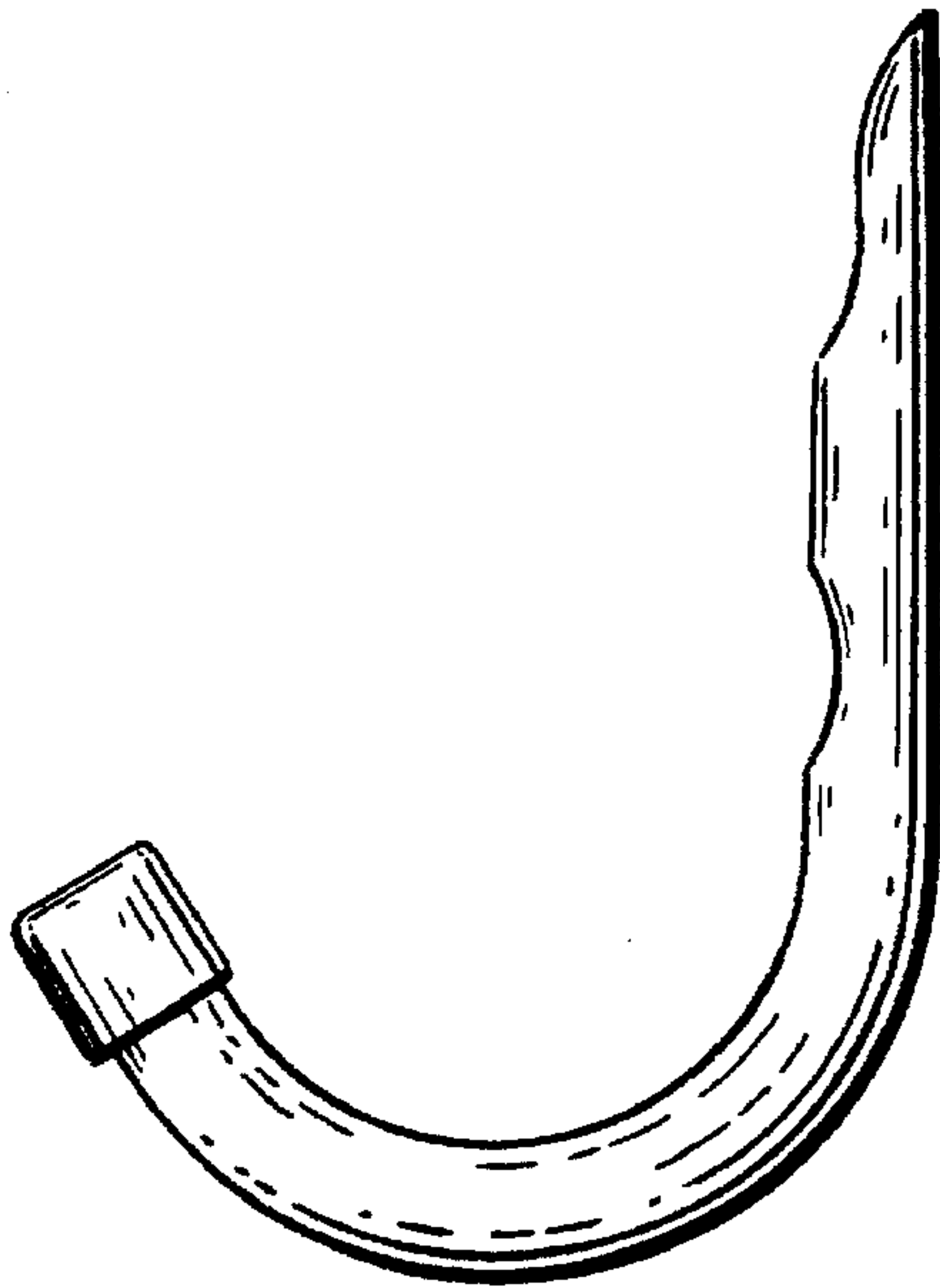


FIG. 3



FIG. 5



FIG. 6