



US00D383046S

United States Patent [19]

Moffatt et al.

[11] Patent Number: **Des. 383,046**

[45] Date of Patent: ****Sep. 2, 1997**

[54] PORTABLE CRIMPER

[75] Inventors: **W. Keith Moffatt**, Freeport, Ill.; **Paul Hurley**, Holland, Mich.

[73] Assignee: **Greenlee Textron Inc.**, Rockford, Ill.

[**] Term: **14 Years**

[21] Appl. No.: **43,440**

[22] Filed: **Jul. 12, 1995**

[51] LOC (6) Cl. **08-05**

[52] U.S. Cl. **D8/69; D8/61**

[58] Field of Search D8/61, 62, 64, D8/68, 69; D7/139, 646; 30/166.3, 273, 274, 275, 374, 382, 392, DIG. 1; 29/243.56, 243.751; 72/429, 452.1; 81/57.11, 57.13, 57.14

[56] References Cited

U.S. PATENT DOCUMENTS

D. 248,084	6/1978	Bruzek	D8/61
2,753,742	7/1956	Buchanan	72/452.1
3,602,318	8/1971	Slany	173/170
4,084,123	4/1978	Lineback et al.	30/DIG. 1
4,128,970	12/1978	Sawrenko	451/356
4,932,237	6/1990	Hatfield	.	
5,123,273	6/1992	Kawabata	29/243.56
5,195,354	3/1993	Yasui et al.	.	

OTHER PUBLICATIONS

Burndy Electrical, "Operating and Maintenance Instructions", Batool Series (11 pages), no date available.

Burndy Electrical, Batool Product Literature (2 pages), 8½×17, no date available.

Burndy Corp.—Electrical Division, Battery Powered Pump (Y700DC-1)(2 pages), printed in Japan, Mar. 1994.

Aircraft Dynamics Corp., Huskie Robotools Product Catalog (7 pages), no date available.

Primary Examiner—James M. Gandy

Assistant Examiner—Robert M. Spear

Attorney, Agent, or Firm—Trexler, Bushnell, Giangiorgi & Blackstone, Ltd.

[57] CLAIM

The ornamental design for a portable crimper, as shown.

DESCRIPTION

FIG. 1 is a top front left perspective view of the portable crimper showing the design;

FIG. 2 is a left side elevational view thereof;

FIG. 3 is a top plan view thereof;

FIG. 4 is a right side elevational view thereof;

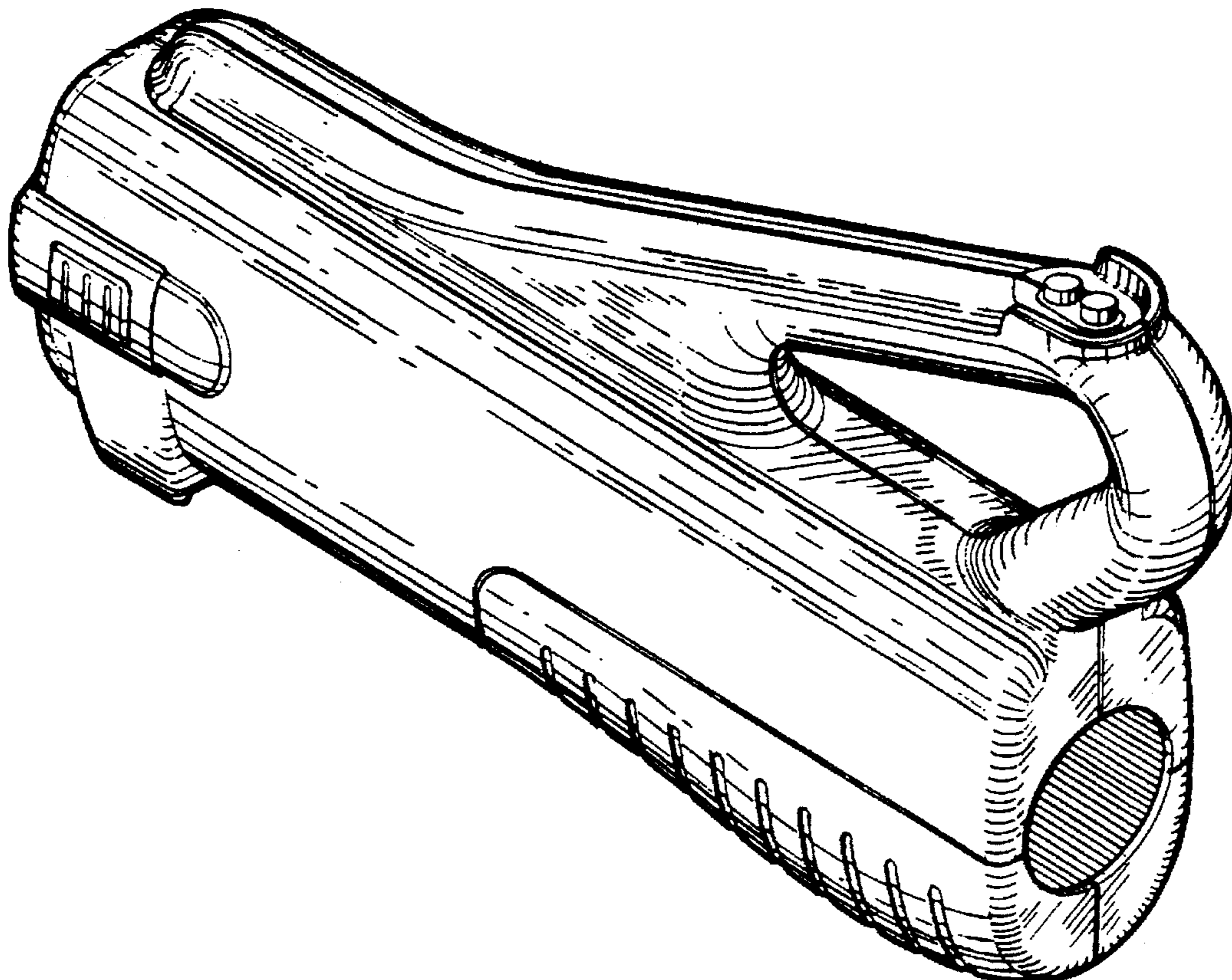
FIG. 5 is a bottom plan view thereof;

FIG. 6 is a front elevational view thereof; and,

FIG. 7 is a rear elevational view thereof.

The broken line showing of a crimper head is for illustrative purposes only and forms no part of the claimed design.

1 Claim, 2 Drawing Sheets



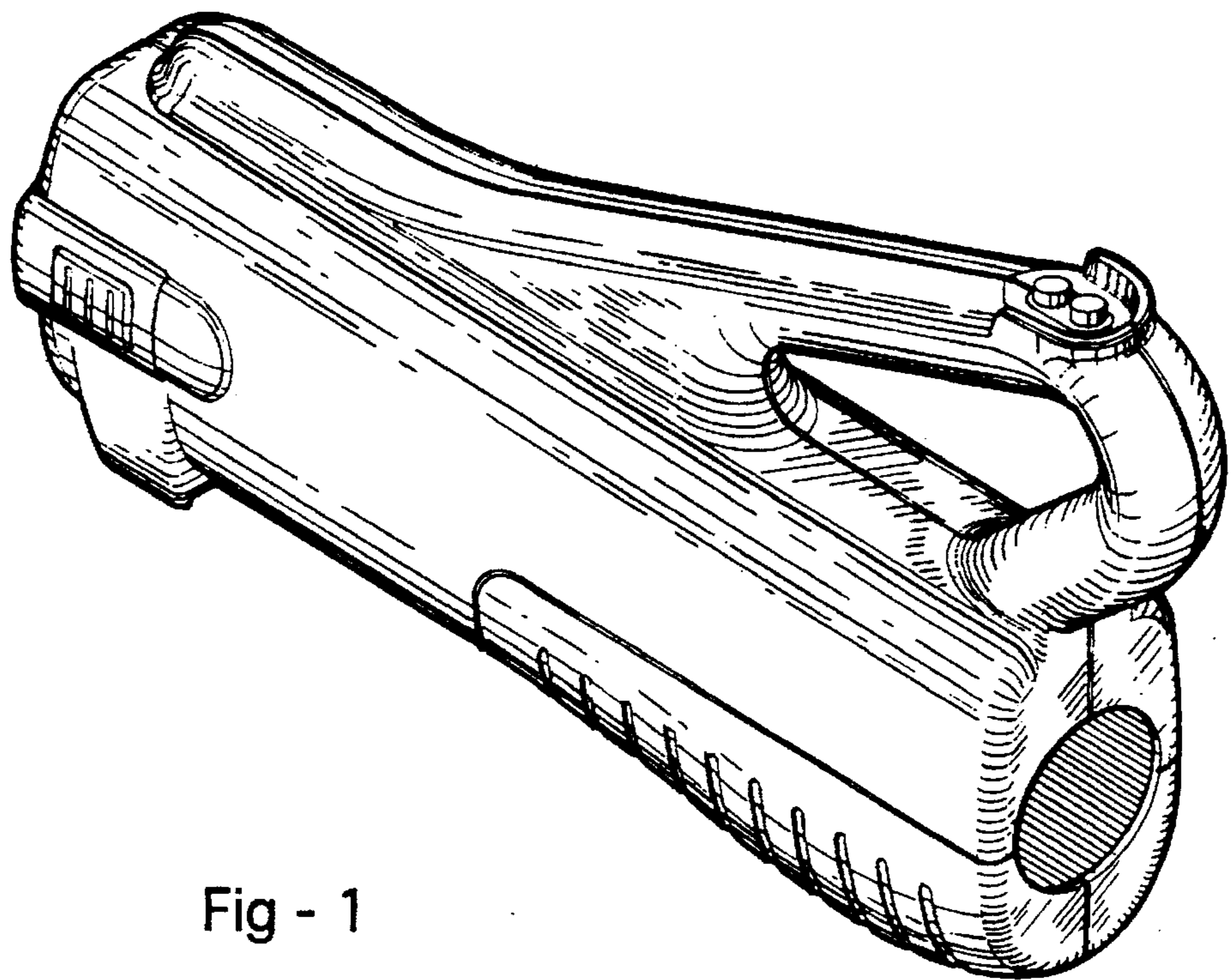


Fig - 1

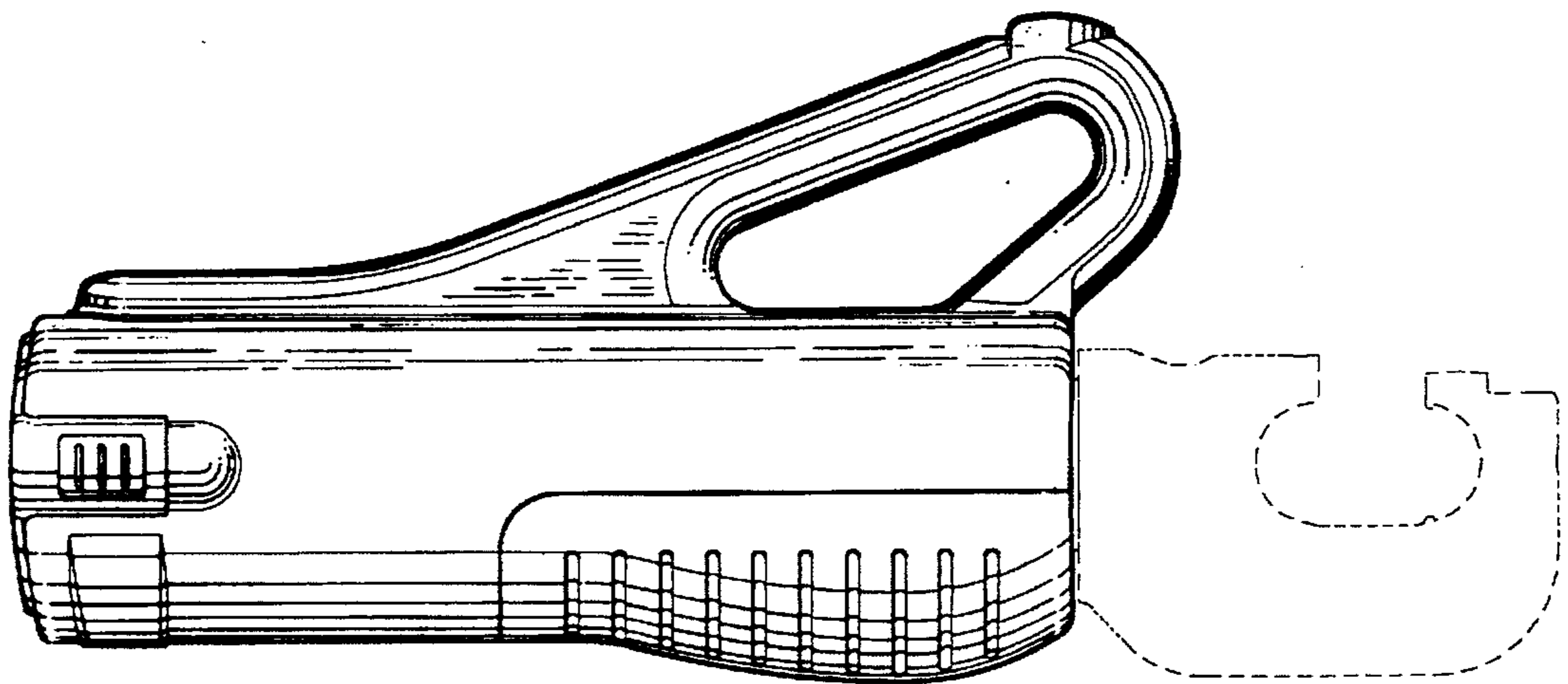


Fig - 2




Fig - 3

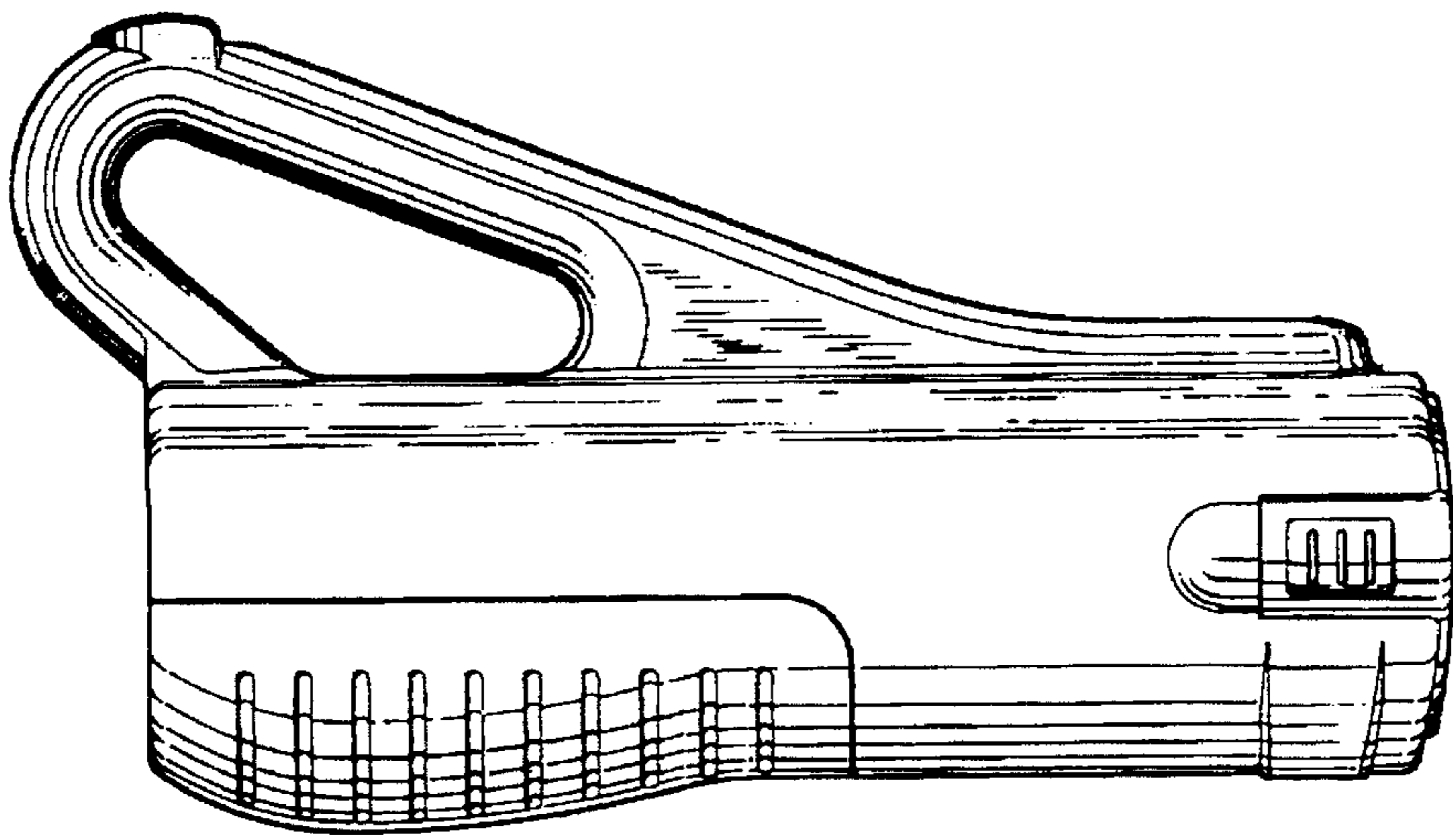


Fig - 4

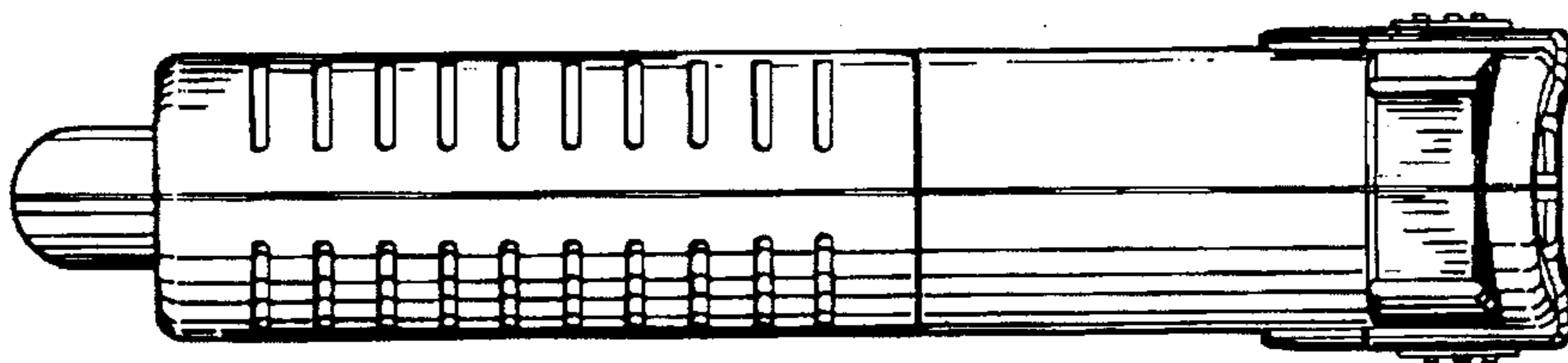


Fig - 5



Fig -6




Fig -7