



US00D383032S

United States Patent [19] Hollinger

[11] Patent Number: **Des. 383,032**
[45] Date of Patent: ****Sep. 2, 1997**

[54] **MICROWAVE LINK COOKER**
[75] Inventor: **Fred Hollinger**, Kings Park, N.Y.
[73] Assignee: **E. Mishan & Sons, Inc.**, New York, N.Y.
[**] Term: **14 Years**
[21] Appl. No.: **52,370**
[22] Filed: **Mar. 28, 1996**
[51] LOC (6) Cl. **07-02**
[52] U.S. Cl. **D7/359; D7/360; D7/409**
[58] Field of Search **D7/323, 359, 360, D7/409, 500; D8/341, 414; 99/448, 424, 425, 426, 445, 444, 324, 325, 339; 126/373, 390; 219/725, 731, 732, 734; 220/912**

3,994,212 11/1976 Wong 99/444
4,420,493 12/1983 Greck et al. 426/420
4,427,706 1/1984 El-Hag 99/448 X
4,558,197 12/1985 Wyatt 219/10.55 E
4,723,482 2/1988 Weiss et al. 99/441
4,735,135 4/1988 Walker 99/424
4,745,968 5/1988 Demos 165/185
4,896,011 1/1990 Trucks 219/10.55 E
4,933,528 6/1990 Barr 219/10.55 E
5,008,508 4/1991 Skerker et al. 219/10.55 E
5,174,196 12/1992 Cheatham 99/419

Primary Examiner—Caron D. Veynar
Attorney, Agent, or Firm—Notaro & Michalos

[57] CLAIM

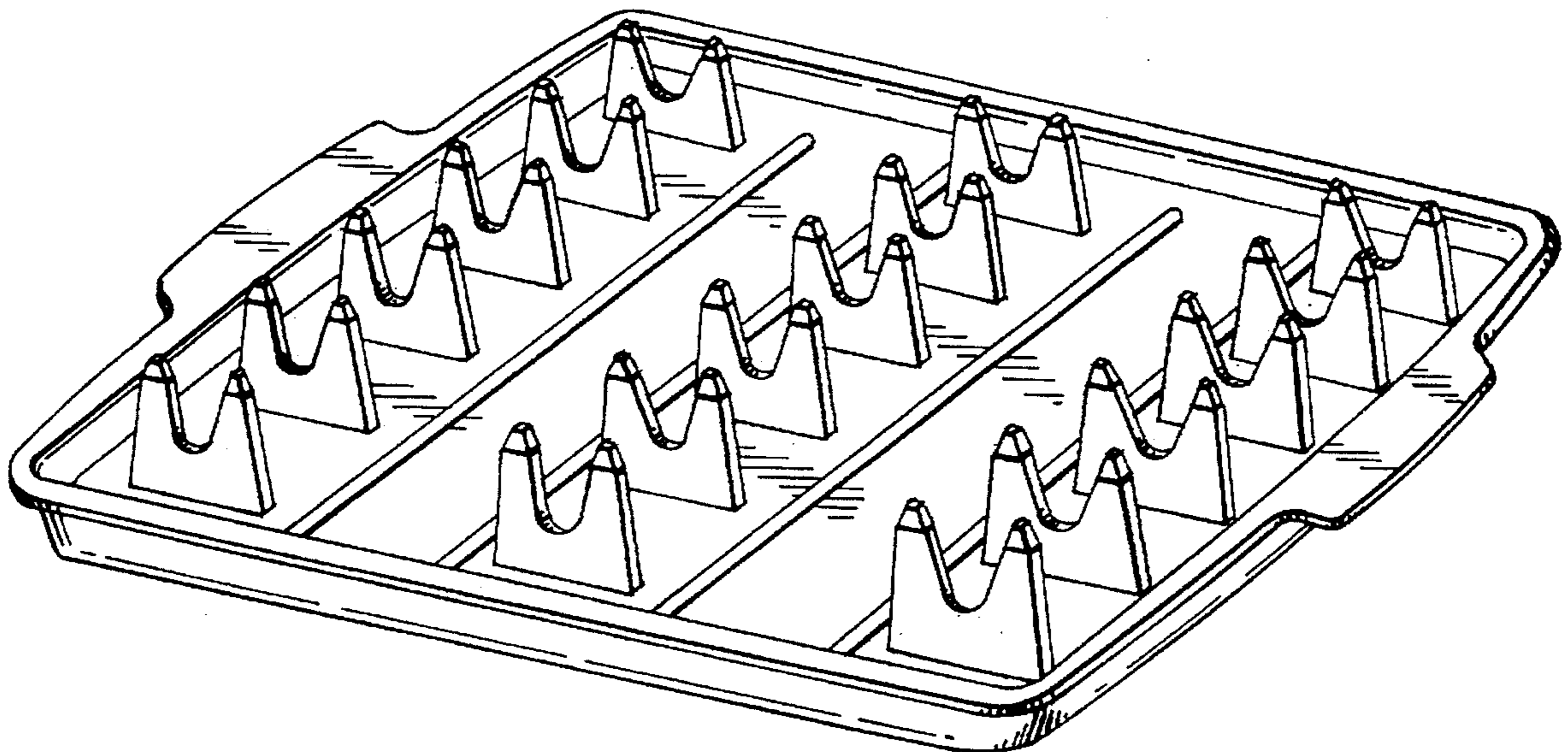
The ornamental design for a microwave link cooker, as shown and described.

DESCRIPTION

FIG. 1 is a perspective view of a microwave link cooker showing my new design;
FIG. 2 is a front elevational view thereof, the rear elevational view being substantially identical;
FIG. 3 is a top plan view thereof;
FIG. 4 is a side elevational view thereof, the opposite side being substantially identical; and,
FIG. 5 is a bottom plan view thereof.

[56] **References Cited**
U.S. PATENT DOCUMENTS
D. 21,597 5/1892 Beeman D7/323
D. 187,237 2/1960 Kindelberger D7/359 X
D. 234,083 1/1975 Doyle et al. D7/360 X
D. 252,665 8/1979 Boldt et al. D7/359
D. 257,115 9/1980 Anderson D7/359
D. 274,781 7/1984 Barker et al. D7/359
D. 318,206 7/1991 Watznauer D7/409
3,952,644 4/1976 Wales 99/419

1 Claim, 3 Drawing Sheets



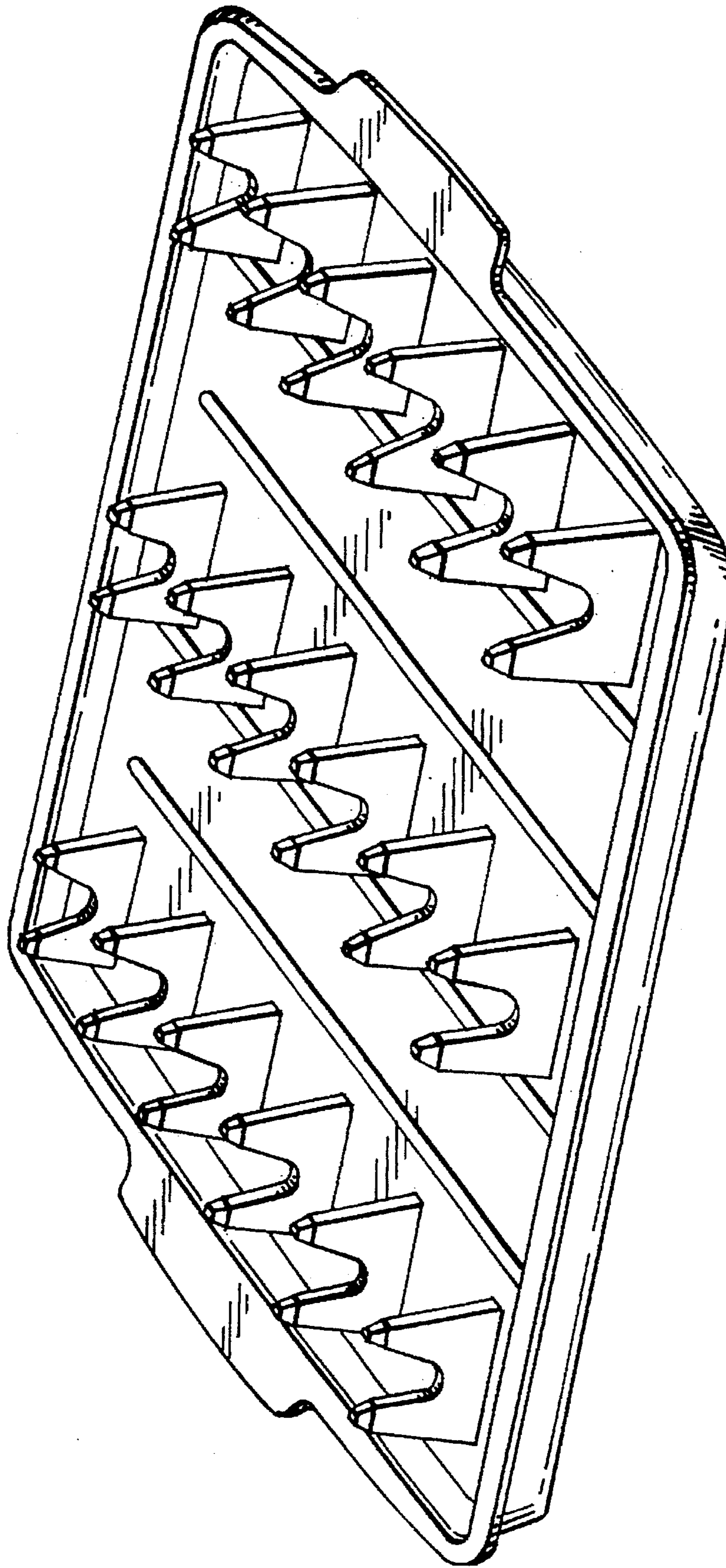


FIG. 1

FIG. 2

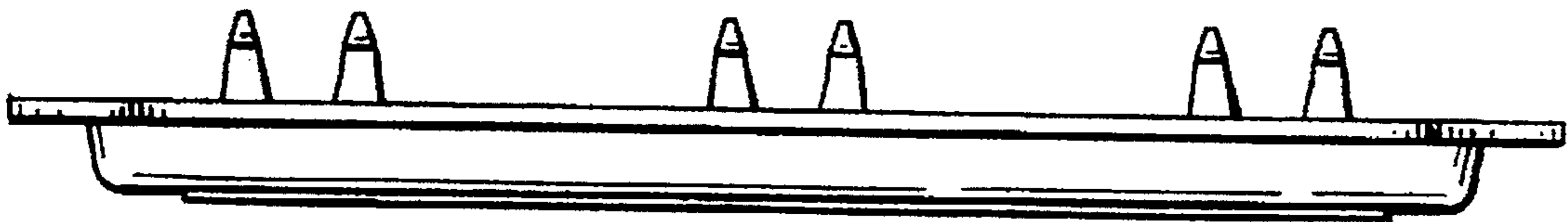


FIG. 3

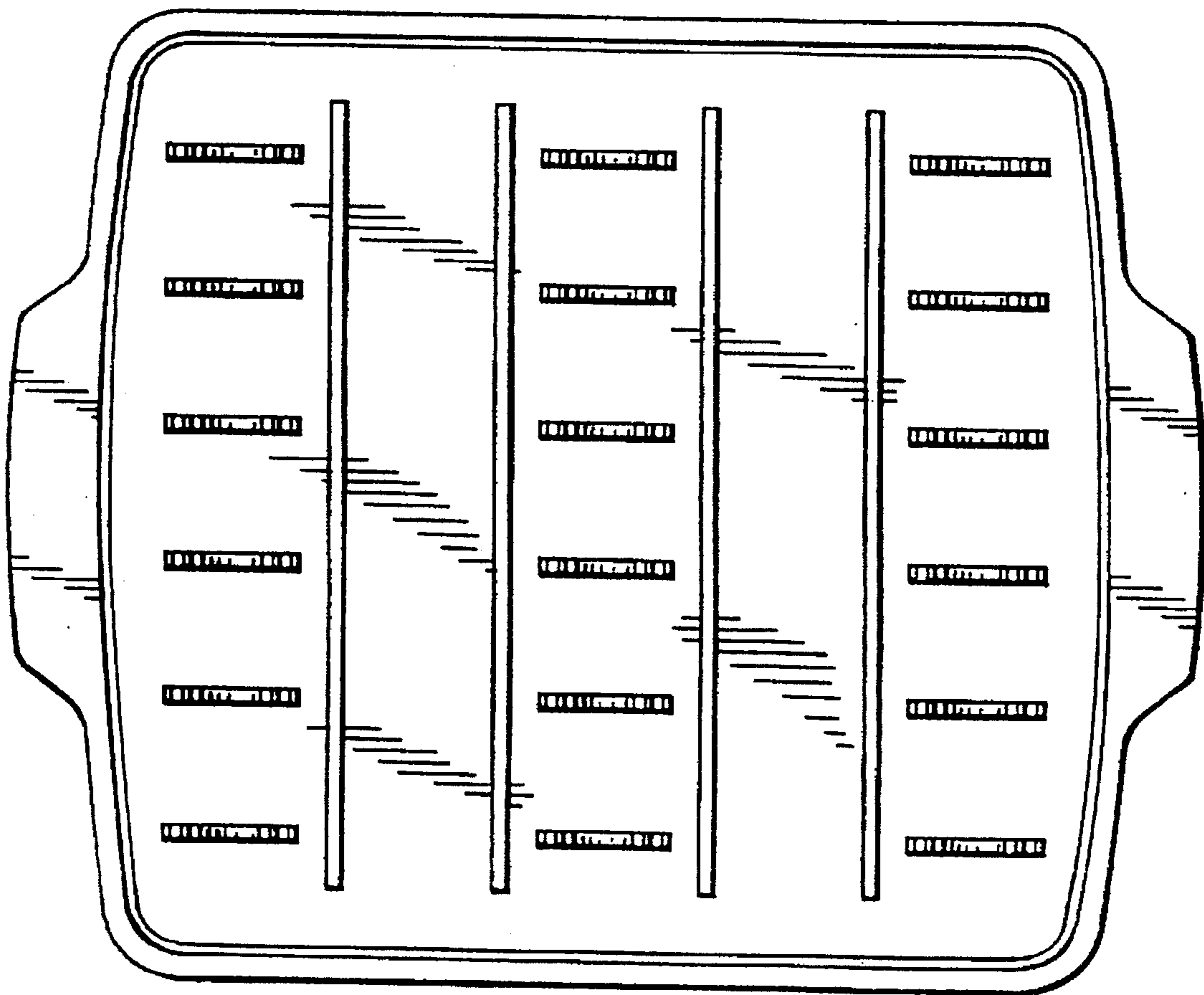


FIG. 4

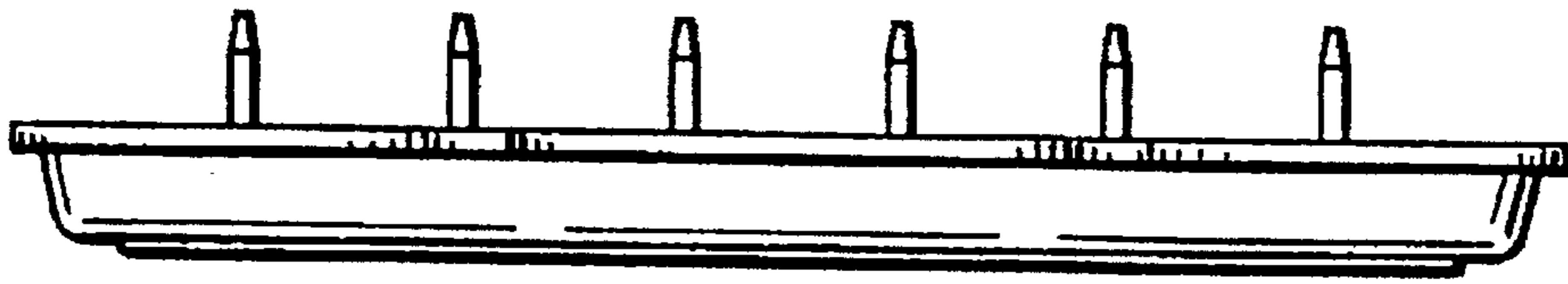


FIG. 5

