



US00D383018S

# United States Patent [19] Grosfillex

[11] Patent Number: **Des. 383,018**

[45] Date of Patent: **\*\*Sep. 2, 1997**

[54] **TABLE**

D. 235,953 7/1975 Uyeda ..... D6/487  
D. 338,579 8/1993 Gehry ..... D6/488

[75] Inventor: **Raymond Grosfillex**, Oyonnax, France

[73] Assignee: **Grosfillex Sarl**, Oyonnax, France

[\*] Notice: The portion of the term of this patent subsequent to Jun. 11, 2010, has been disclaimed.

[\*\*] Term: **14 Years**

[21] Appl. No.: **32,160**

[22] Filed: **Dec. 8, 1994**

[30] **Foreign Application Priority Data**

Jun. 9, 1994 [WO] WIPO ..... DMA/002538

[51] LOC (6) Cl. .... **06-03**

[52] U.S. Cl. .... **D6/488; D6/480**

[58] **Field of Search** ..... D6/480-489, 495-499,  
D6/429; 108/150, 153, 156, 161; 248/188.7,  
188.8

[56] **References Cited**

**U.S. PATENT DOCUMENTS**

D. 109,745 5/1938 Trudo ..... D6/486

**OTHER PUBLICATIONS**

Grosfillex 1989, p. 32, table at right and 2nd from top.  
Jardin Industrial Mouldings, five page product information sheet (see p. 4, Honolulu table in bottom right corner).  
Rubbermaid Casual Furniture, nine page product information sheet (see p. 7, Sundial table in top middle).  
Smith & Hawken catalog, Nov. 1985, Estate furniture collection (see table in bottom left corner).

*Primary Examiner*—Janice E. Seeger  
*Attorney, Agent, or Firm*—Dowell & Dowell


[57] **CLAIM**

The ornamental design for a table, as shown and described.

**DESCRIPTION**

FIG. 1 is a front perspective view of a table showing my new design;  
FIG. 2 is a side elevational view thereof;  
FIG. 3 is a top plan view thereof; and,  
FIG. 4 is a bottom plan view thereof.

**1 Claim, 2 Drawing Sheets**






FIG. 1

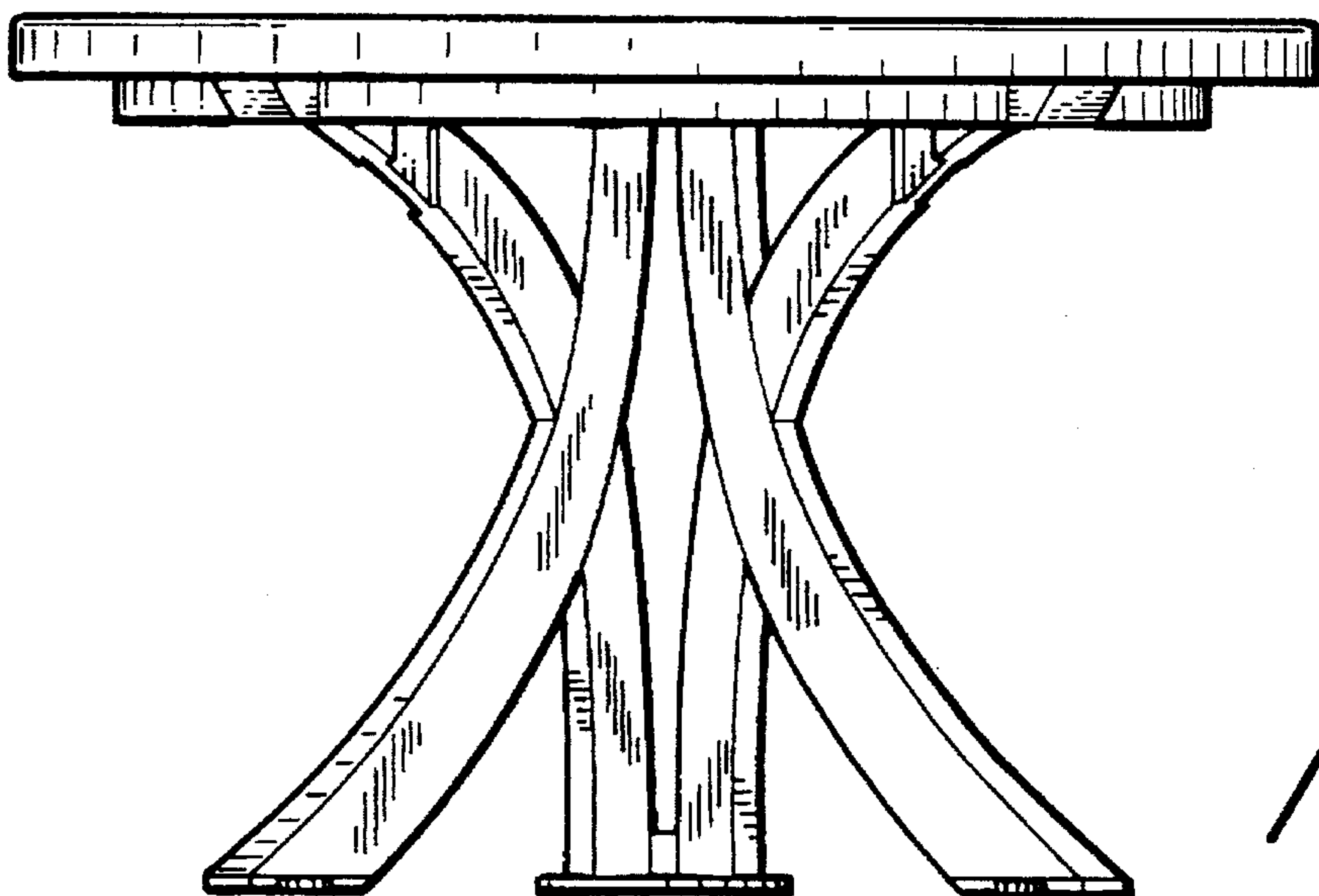


FIG. 2



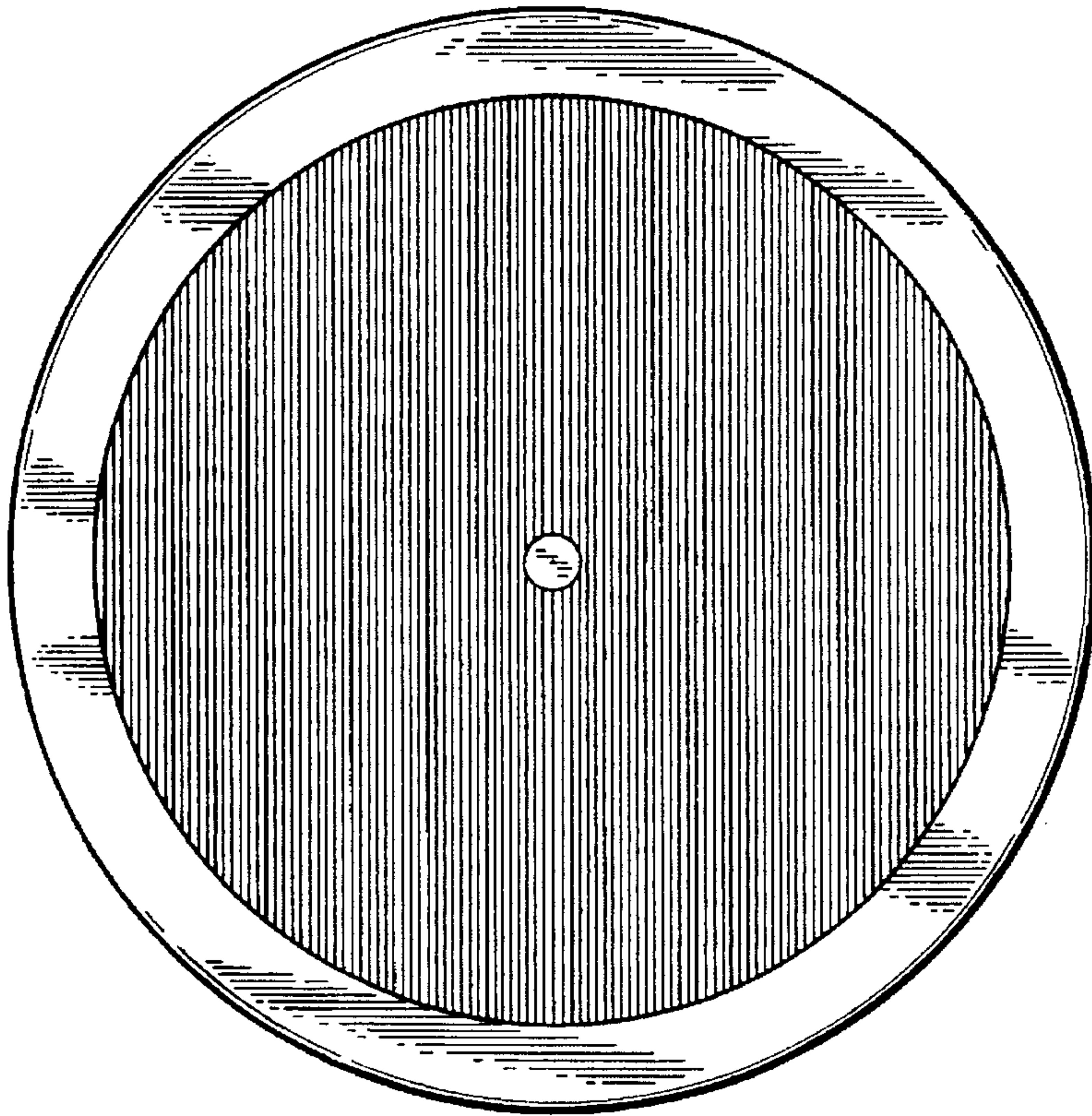


FIG. 3

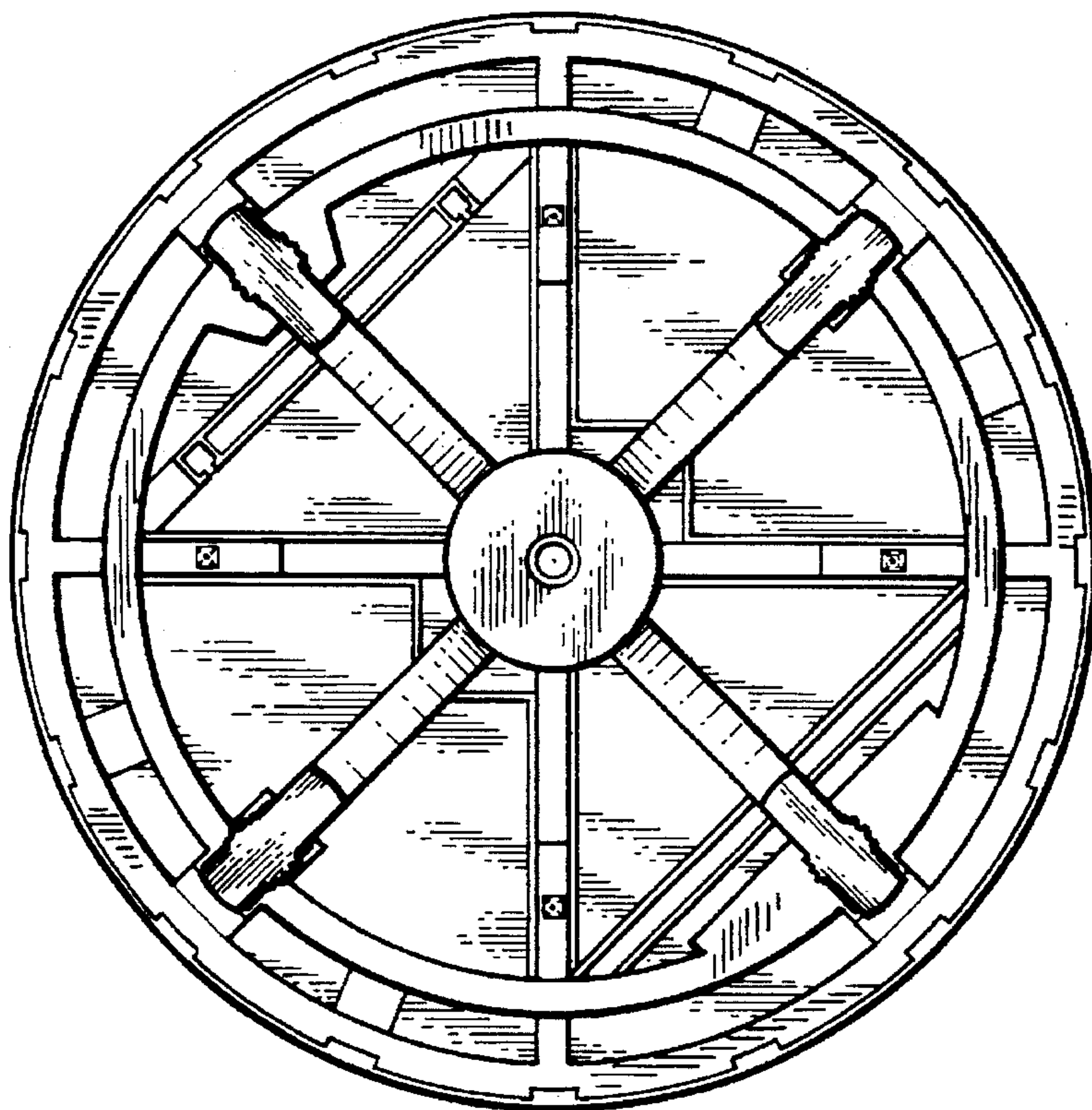


FIG. 4