



US00D383017S

United States Patent [19]

Kelly et al.

[11] Patent Number: **Des. 383,017**

[45] Date of Patent: ****Sep. 2, 1997**

[54] **TABLE**

[75] Inventors: **Ray G. Kelly; Sharon A. Turnbough,**
both of St. Louis County, Mo.; **Diane Taraskavage,** San Diego County, Calif.

[73] Assignee: **Angeles Group, Inc.,** Pacific, Mo.

[**] Term: **14 Years**

[21] Appl. No.: **21,141**

[22] Filed: **Apr. 11, 1994**

[51] LOC (6) Cl. **06-03**

[52] U.S. Cl. **D6/482**

[58] Field of Search D6/480-489, 495,
D6/497, 498, 499, 450, 451, 423, 427,
428; 108/150, 153, 156, 161

[56] **References Cited**

U.S. PATENT DOCUMENTS

- D. 161,733 1/1951 Burchard D6/428
- D. 203,602 2/1966 Dusman D6/428
- D. 282,775 2/1986 Floyd, Sr. D6/482 X
- D. 289,117 4/1987 Schmid D6/484

- D. 352,407 11/1994 Rizzi D6/482
- D. 352,851 11/1994 Hosoe D6/482
- 3,309,051 3/1967 Pina D6/495

OTHER PUBLICATIONS

Furniture Retailer, Jun. 1958, p. 64, table at top left.

Primary Examiner—Janice E. Seeger
Attorney, Agent, or Firm—Paul M. Denk


[57] **CLAIM**

The ornamental design for a table, as shown and described.

DESCRIPTION

FIG. 1 is an isometric view of the design for a table of this invention;
 FIG. 2 is a top plan view thereof;
 FIG. 3 is a front view thereof;
 FIG. 4 is a back view thereof;
 FIG. 5 is a side view, the opposite side view being a mirror image thereof;
 FIG. 6 is a bottom plan view thereof; and,
 FIG. 7 is a bottom plan view of a modification of the design for a table.

1 Claim, 2 Drawing Sheets






FIG. 1

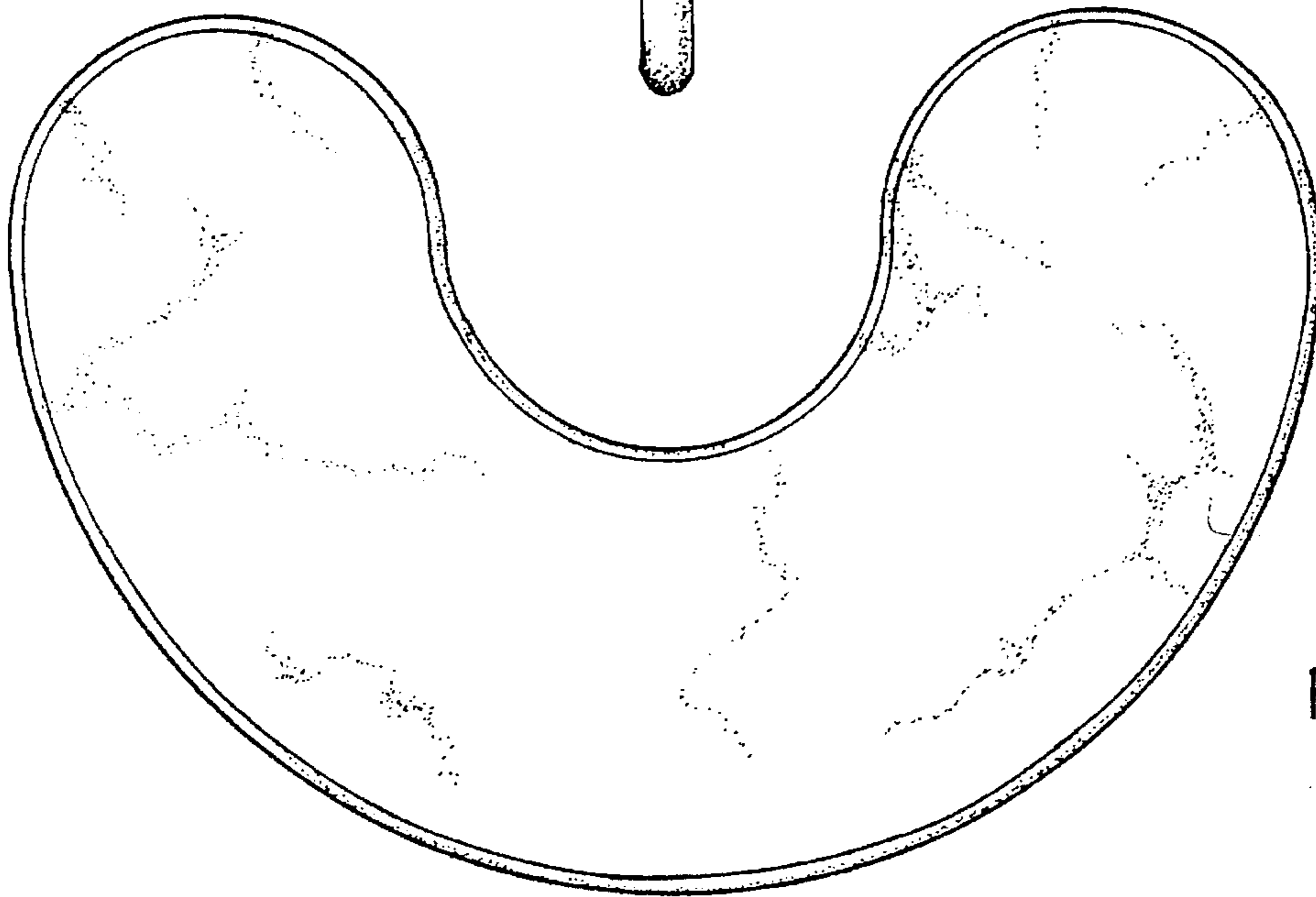


FIG. 2




FIG. 3




FIG. 4

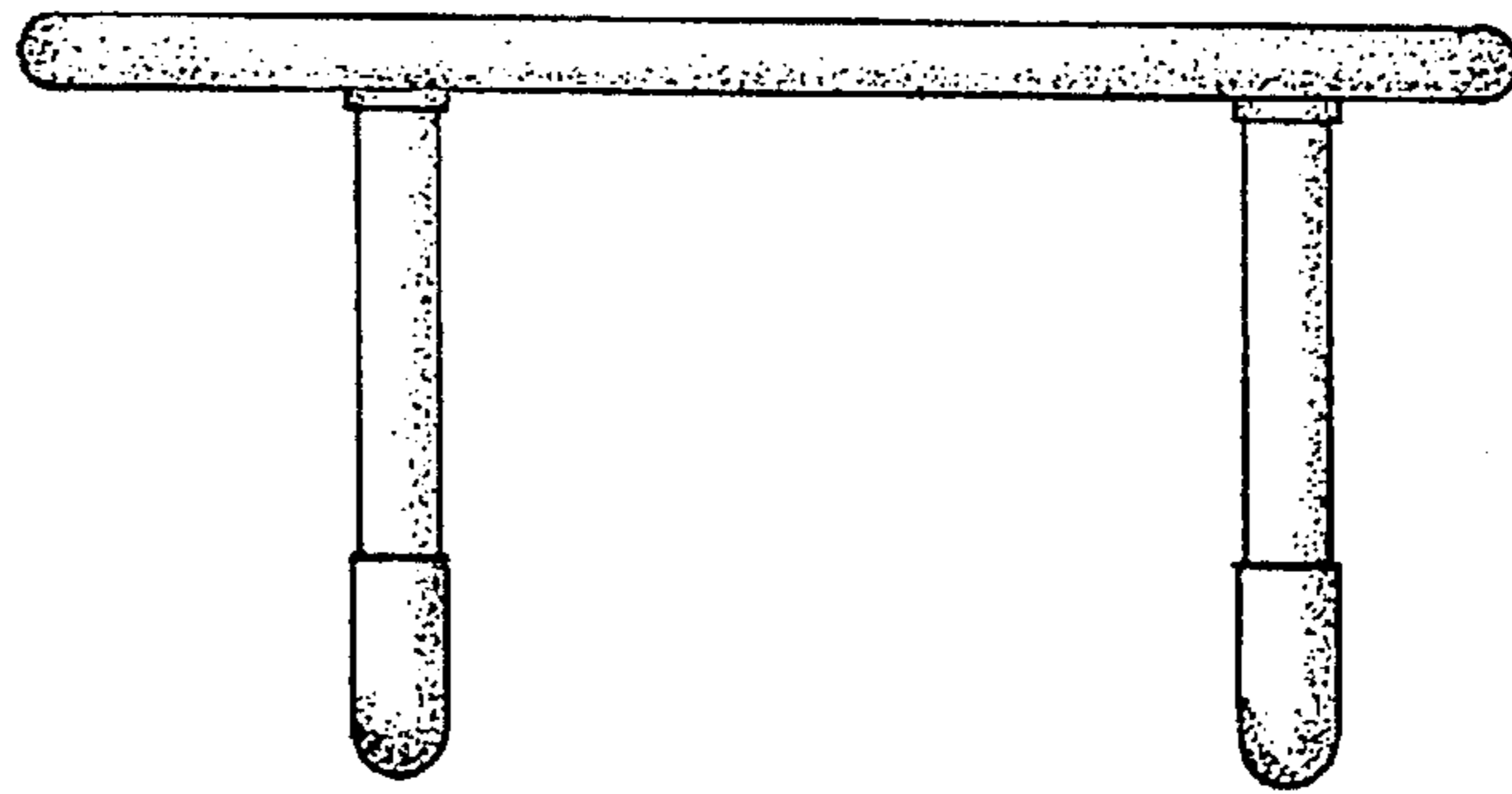


FIG. 5

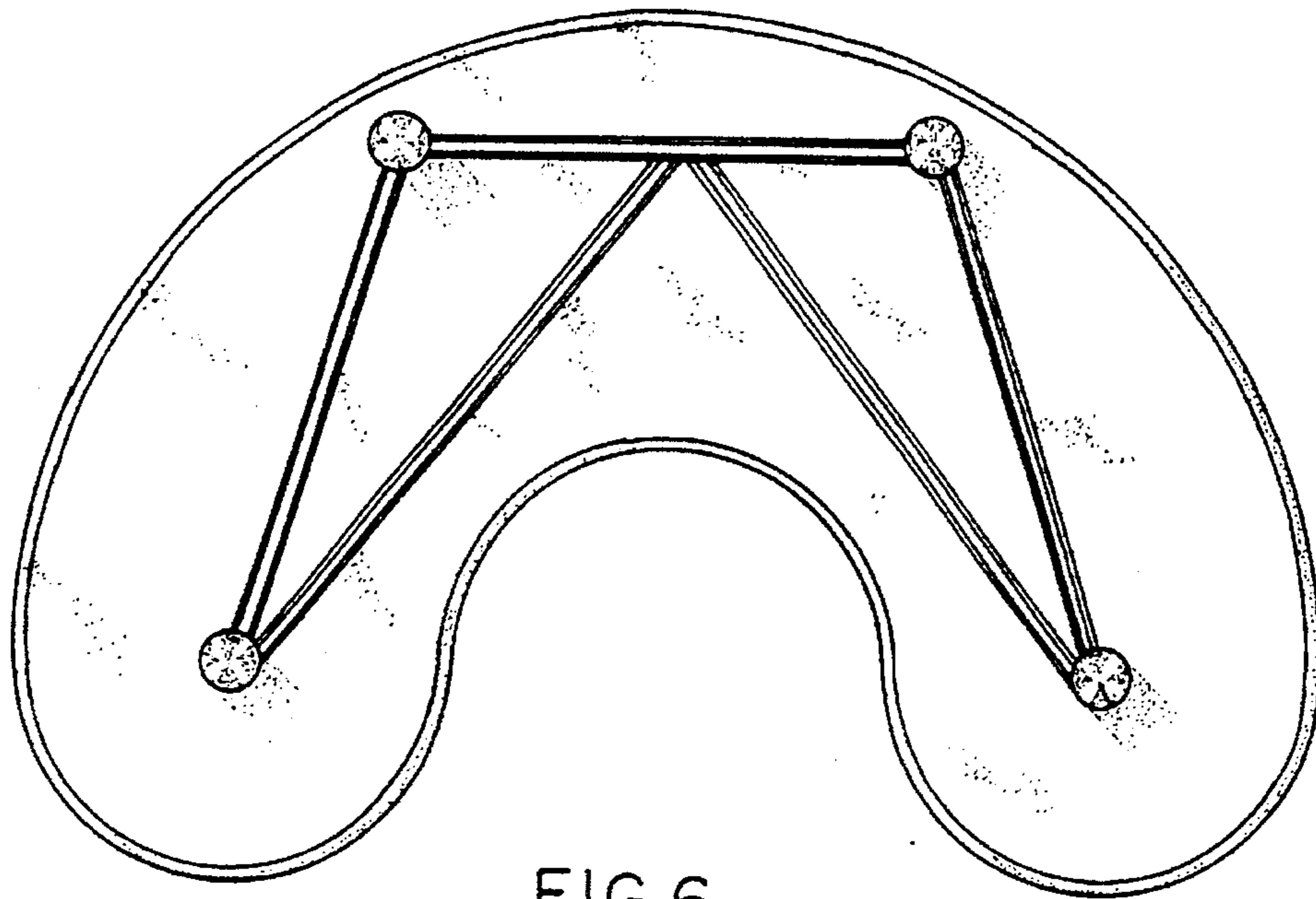


FIG. 6

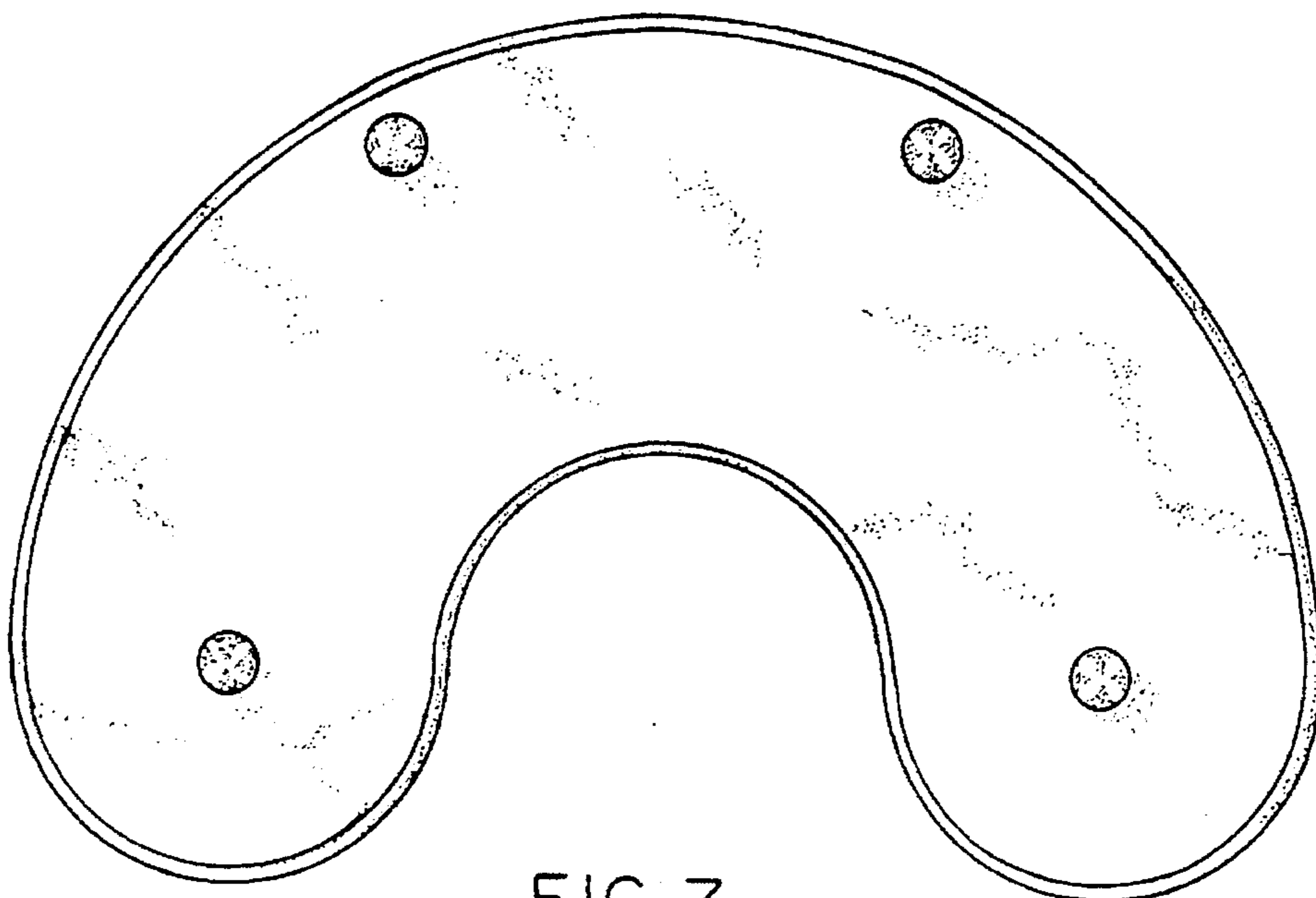


FIG. 7