



US00D383010S

United States Patent [19] Mourgue

[11] Patent Number: **Des. 383,010**

[45] Date of Patent: ****Sep. 2, 1997**

- [54] **SOFA**
- [75] Inventor: **Pascal Mourgue**, Paris, France
- [73] Assignee: **Cinna of Briord**, Serrieres de Briord, France
- [**] Term: **14 Years**
- [21] Appl. No.: **56,784**
- [22] Filed: **Jul. 9, 1996**
- [30] **Foreign Application Priority Data**
Jan. 11, 1996 [WO] WIPO DM/035-179
- [51] **LOC (6) Cl.** **06-01**
- [52] **U.S. Cl.** **D6/381**
- [58] **Field of Search** D6/334, 335, 364,
D6/371, 373, 381, 500, 501, 502; 297/232

- D. 327,583 7/1992 Dettinger D6/334
- D. 335,779 5/1993 Newhouse D6/381
- D. 337,450 7/1993 Dettinger D6/381
- D. 364,752 12/1995 Hutton D6/381

OTHER PUBLICATIONS

Illums Bolighus, May 1961, p. 68, Sofa 28003.
Ekornes, 1986, p. 9, Sofa at bottom center.

Primary Examiner—Gary D. Watson
Attorney, Agent, or Firm—Mathews, Woodbridge & Collins

[56] References Cited

U.S. PATENT DOCUMENTS

- D. 76,861 11/1928 Faris D6/381
- D. 133,613 9/1942 Buckner D6/381
- D. 227,835 7/1973 Kuhlmann D6/364
- D. 292,146 10/1987 Culler D6/334
- D. 307,984 5/1990 Culler D6/334

[57] CLAIM

The ornamental design for a sofa, as shown and described.

DESCRIPTION

FIG. 1 is a side and front perspective view of a sofa showing my new design;
 FIG. 2 is a front elevational view thereof;
 FIG. 3 is a side elevational view thereof, taken from the right of FIG. 2, the elevational view opposite that shown in FIG. 3 being the mirror image thereof;
 FIG. 4 is a rear elevational view thereof;
 FIG. 5 is a top plan view thereof; and,
 FIG. 6 is a bottom plan view thereof.

1 Claim, 6 Drawing Sheets




FIG. 1




FIG. 2



FIG. 3




FIG. 4




FIG. 5




FIG. 6

