



US00D383009S

United States Patent [19]
Piretti

[11] **Patent Number: Des. 383,009**

[45] **Date of Patent: **Sep. 2, 1997**

[54] **CHAIR**

[75] **Inventor: Giancarlo Piretti, Bologna, Italy**

[73] **Assignee: Pro-Cord S.r.l., Italy**

[**] **Term: 14 Years**

[21] **Appl. No.: 40,065**

[22] **Filed: Jun. 9, 1995**

[51] **LOC (6) Cl. 06-01**

[52] **U.S. Cl. D6/372; D6/380**

[58] **Field of Search D6/334, 372, 374,
D6/376, 379, 380, 500, 501, 502; 297/445.1,
451.3, 451.7**

[56] **References Cited**

U.S. PATENT DOCUMENTS

D. 244,813	6/1977	Buhk	D6/372
D. 295,347	4/1988	Chadwick et al.	D6/372
D. 313,705	1/1991	Hensel et al.	D6/372
D. 323,943	2/1992	Piretti	D6/380
D. 325,824	5/1992	Piretti	D6/372

OTHER PUBLICATIONS

Interiors, Dec. 1986, p. 73, Girsberger chair at left.

Primary Examiner—Gary D. Watson
Attorney, Agent, or Firm—Andrus, Scales, Starke & Sawall

[57] **CLAIM**

The ornamental design for a chair, as shown and described.

DESCRIPTION

FIG. 1 is an isometric view of a chair incorporating my new design;

FIG. 2 is a top plan view thereof;

FIG. 3 is a front elevation view thereof;

FIG. 4 is a left side elevation view thereof, the right side elevation being a mirror image;

FIG. 5 is a rear elevation view thereof; and,

FIG. 6 is a bottom plan view thereof.

The broken lines shown in FIG. 1 are for environmental purposes only and form no part of the claimed design.

FIGS. 2 through 6 have been shown on an enlarged scale.

1 Claim, 3 Drawing Sheets




FIG. 1

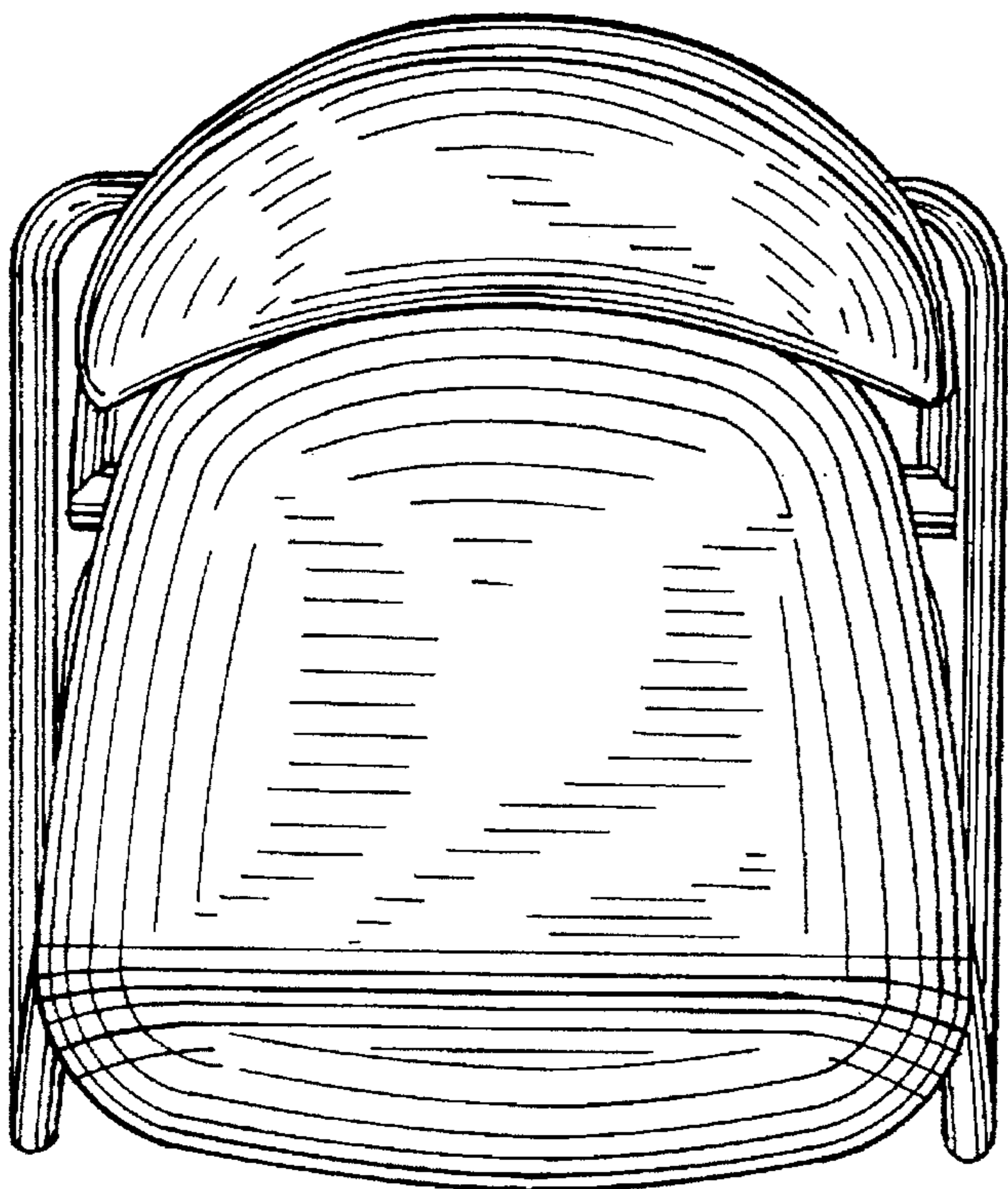


FIG. 2

FIG. 3

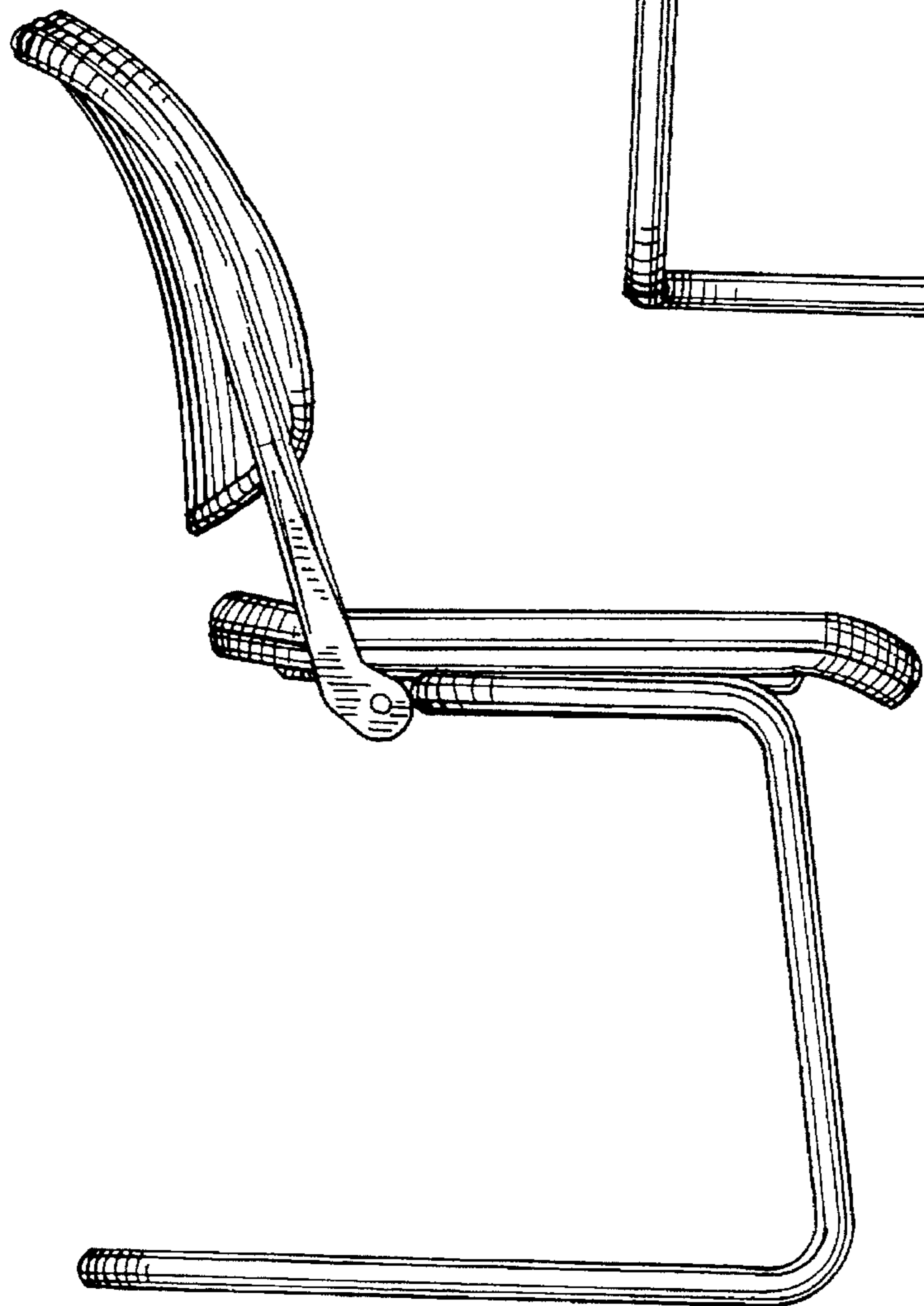



FIG. 4

FIG. 5

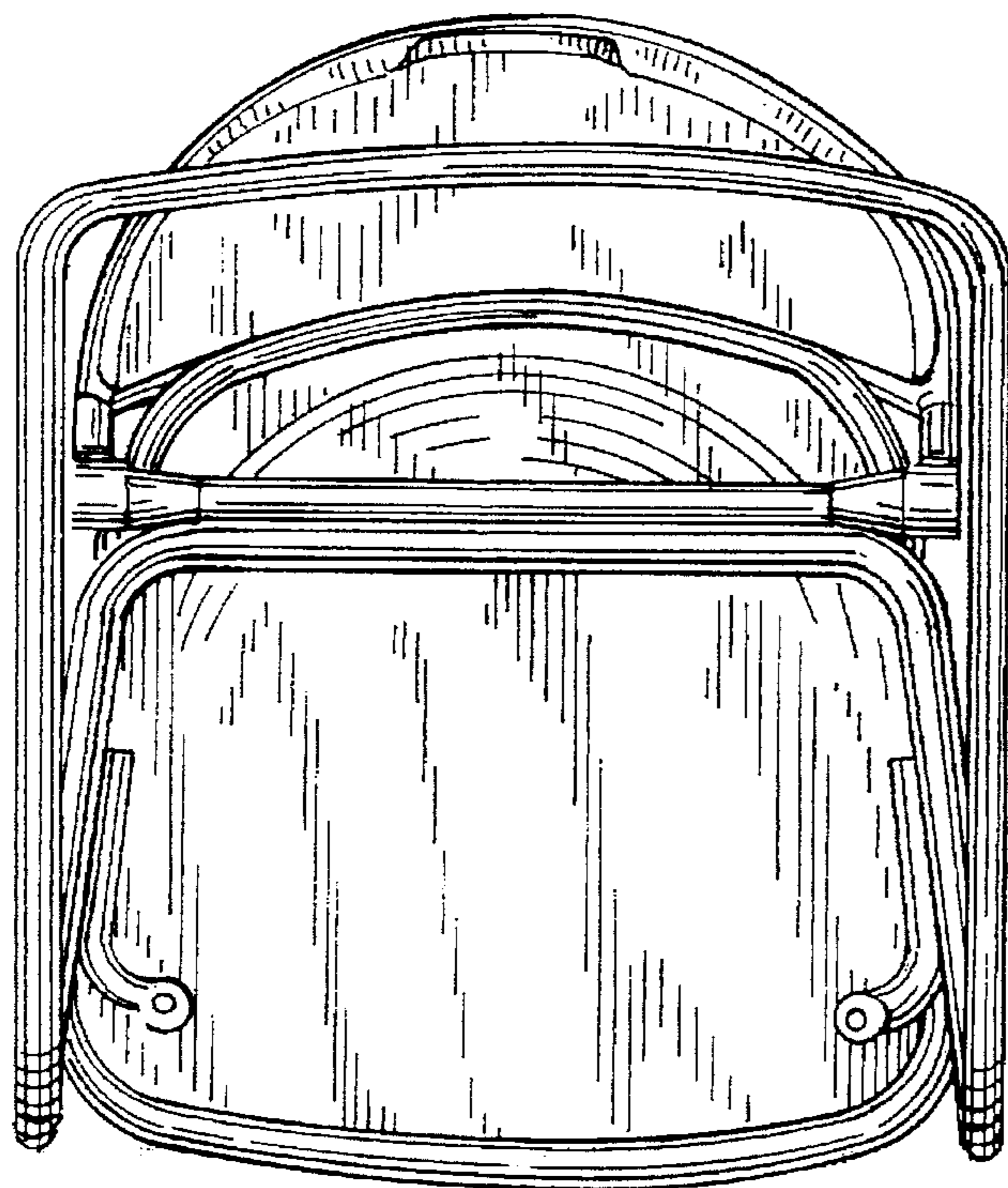
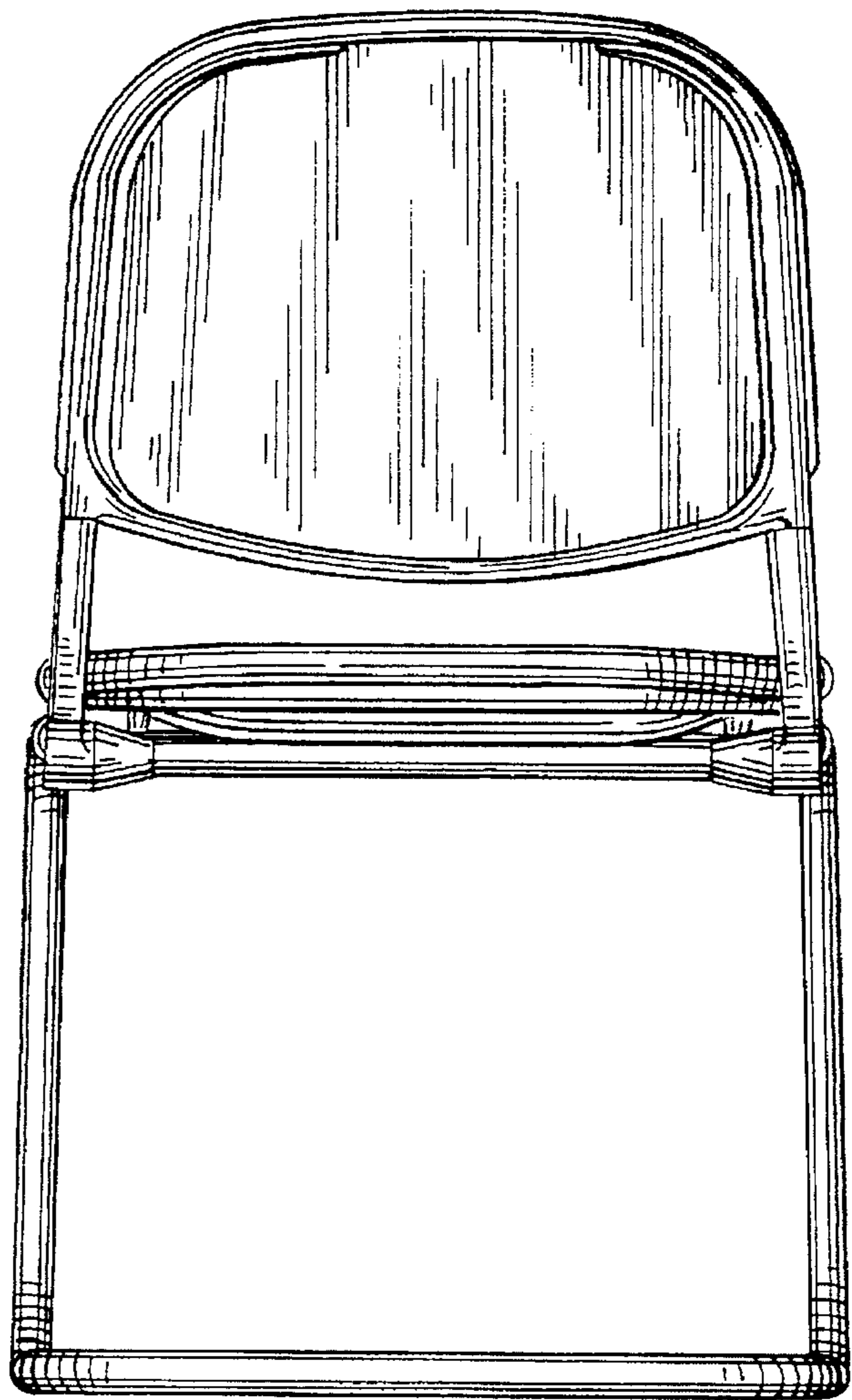


FIG. 6