



US00D382999S

**United States Patent** [19]  
**Rehrig**

[11] **Patent Number:** **Des. 382,999**  
[45] **Date of Patent:** **\*\*Sep. 2, 1997**

[54] **SHOPPING BASKET**

**FOREIGN PATENT DOCUMENTS**

[76] **Inventor:** **Houston Rehrig**, 4606 Foxhall Crescent, Washington, D.C. 20007

0 941 568	7/1994	France .
M94 02251.8	10/1994	Germany .
37-20200	8/1962	Japan .
45-18027	6/1970	Japan .
3 063113	3/1991	Japan .
1 253 405	11/1971	United Kingdom .
1 597 813	9/1981	United Kingdom .
2 037 892	10/1994	United Kingdom .

[\*\*] **Term:** **14 Years**

[21] **Appl. No.:** **45,205**

[22] **Filed:** **Oct. 12, 1995**

[51] **LOC (6) Cl.** ..... **03-01**

[52] **U.S. Cl.** ..... **D3/314; D3/309**

[58] **Field of Search** ..... **D3/304-314; D7/601, D7/709; D9/427, 432; D32/37; 186/26; 206/503-507, 510; 220/676, DIG. 12**

*Primary Examiner*—B. J. Bullock  
*Assistant Examiner*—Richelle Shelton  
*Attorney, Agent, or Firm*—Banner & Witcoff, Ltd.

[57] **CLAIM**

The ornamental design for a shopping basket, as shown and described.

[56] **References Cited**

**U.S. PATENT DOCUMENTS**

D. 175,943	11/1955	Hauser .	
D. 212,518	10/1968	Hofstetter et al. ....	D3/312
D. 215,413	9/1969	Donovan .	
D. 283,457	4/1986	Smith .....	D3/307
D. 290,179	6/1987	Peltola .	
D. 326,552	5/1992	Goodell .....	D3/312
2,556,590	3/1951	Long .....	220/676
3,027,045	3/1962	Wilson .....	220/97
3,286,877	11/1966	Haimes .	
3,307,729	3/1967	Schwartz .....	220/890
3,398,840	8/1968	Wilson .....	211/126
3,434,625	3/1969	Embry, Jr. ....	220/403
3,448,888	6/1969	Smith et al. ....	220/60
4,308,954	1/1982	Wilson .....	206/505
4,320,837	3/1982	Carroll et al. ....	206/505
4,334,616	6/1982	Wilson .....	206/505
4,478,344	10/1984	Rehrig .	
4,770,300	9/1988	Klein .....	206/506

**DESCRIPTION**

FIG. 1 is a side elevational view, the other side elevational view being a mirror image thereof, of a shopping basket showing my new design;

FIG. 2 is a front end elevational view thereof, the rear elevational view thereof being a mirror image;

FIG. 3 is a top plan view thereof;

FIG. 4 is a cross-sectional view taken on line 4—4 of FIG. 3; and,

FIG. 5 is a cross-sectional view taken on line 5—5 of FIG. 3.

The broken line representation of environmental structure is for illustrative purposes only and forms no part of the claimed design.

**1 Claim, 3 Drawing Sheets**

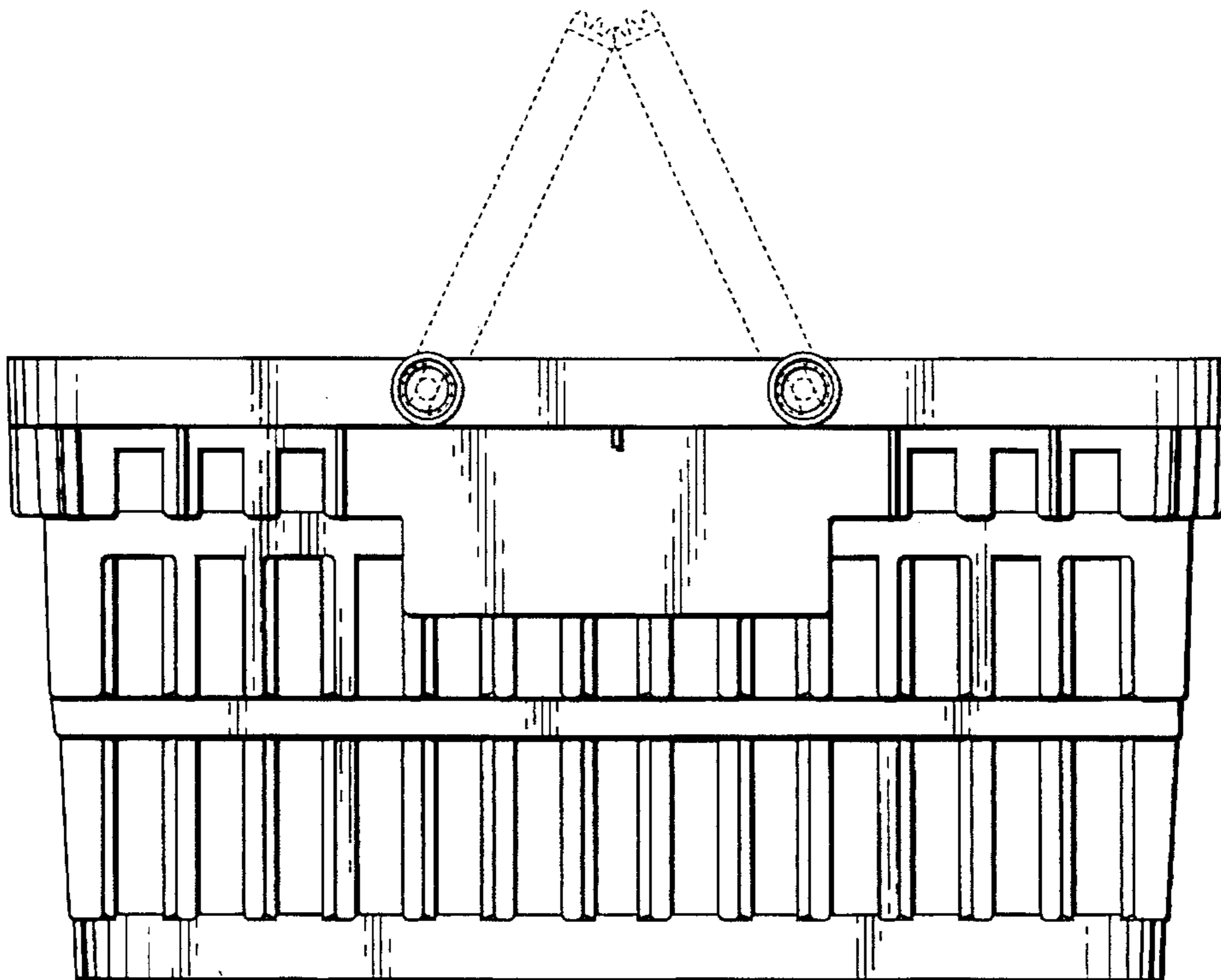


FIG. 1

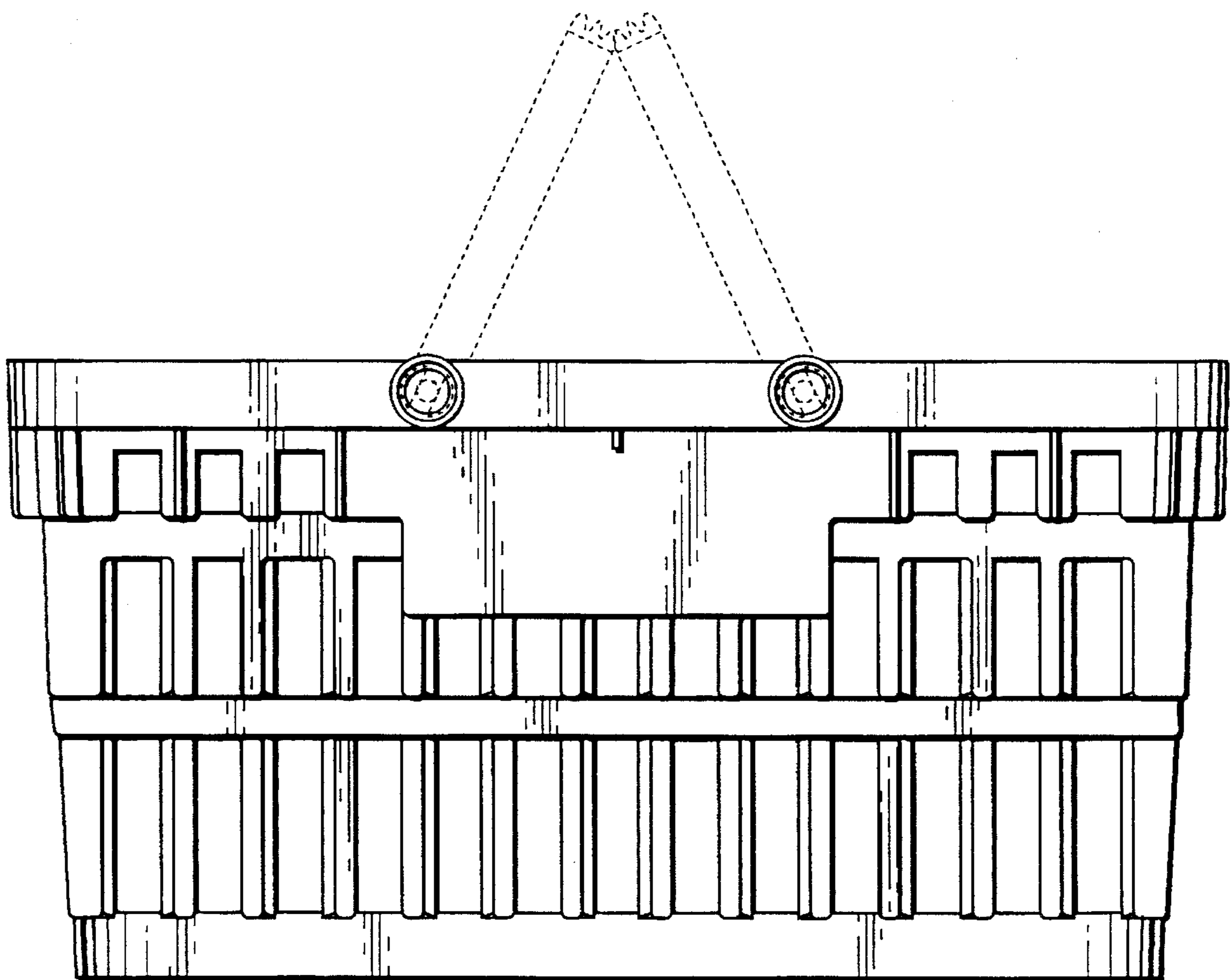


FIG. 2

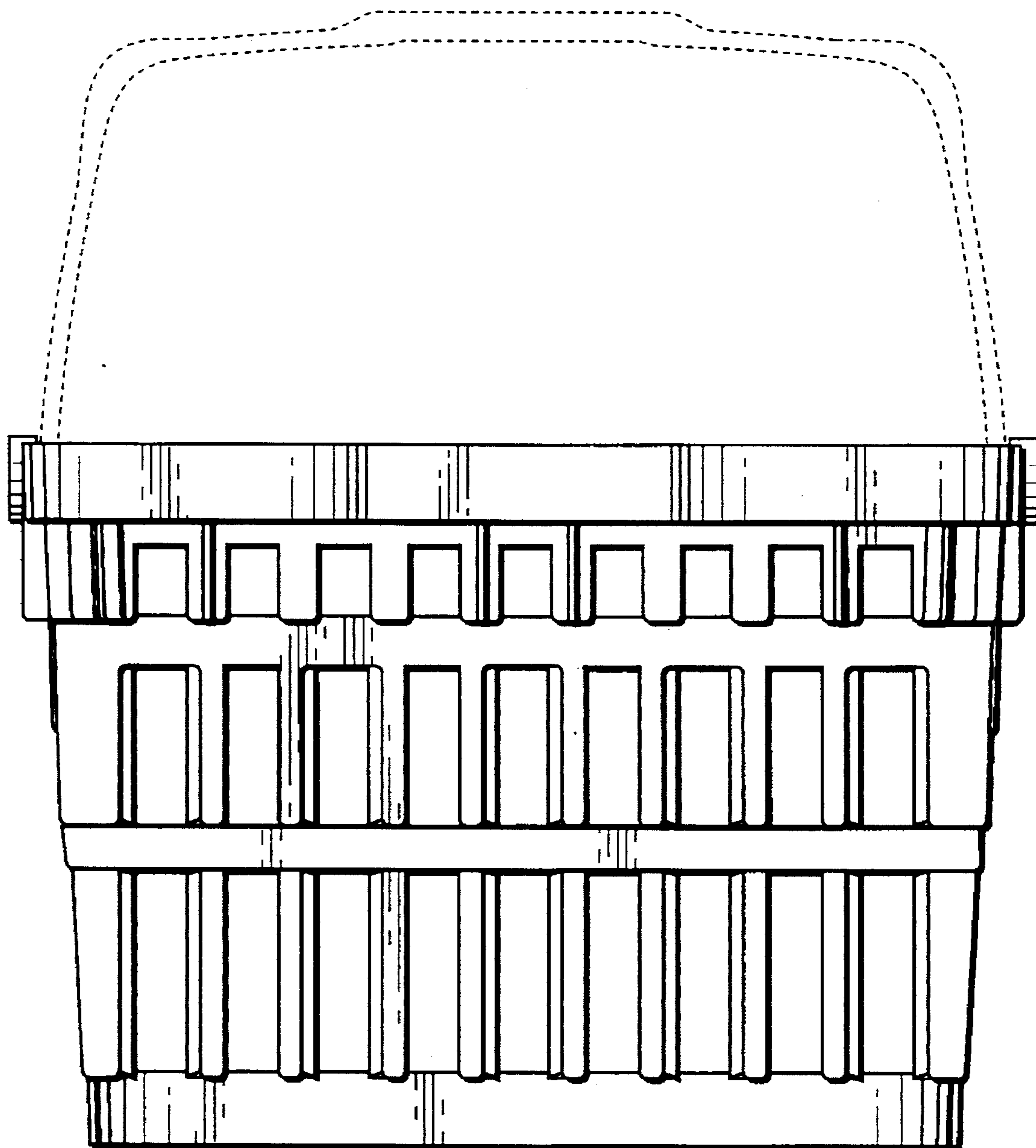


FIG. 3

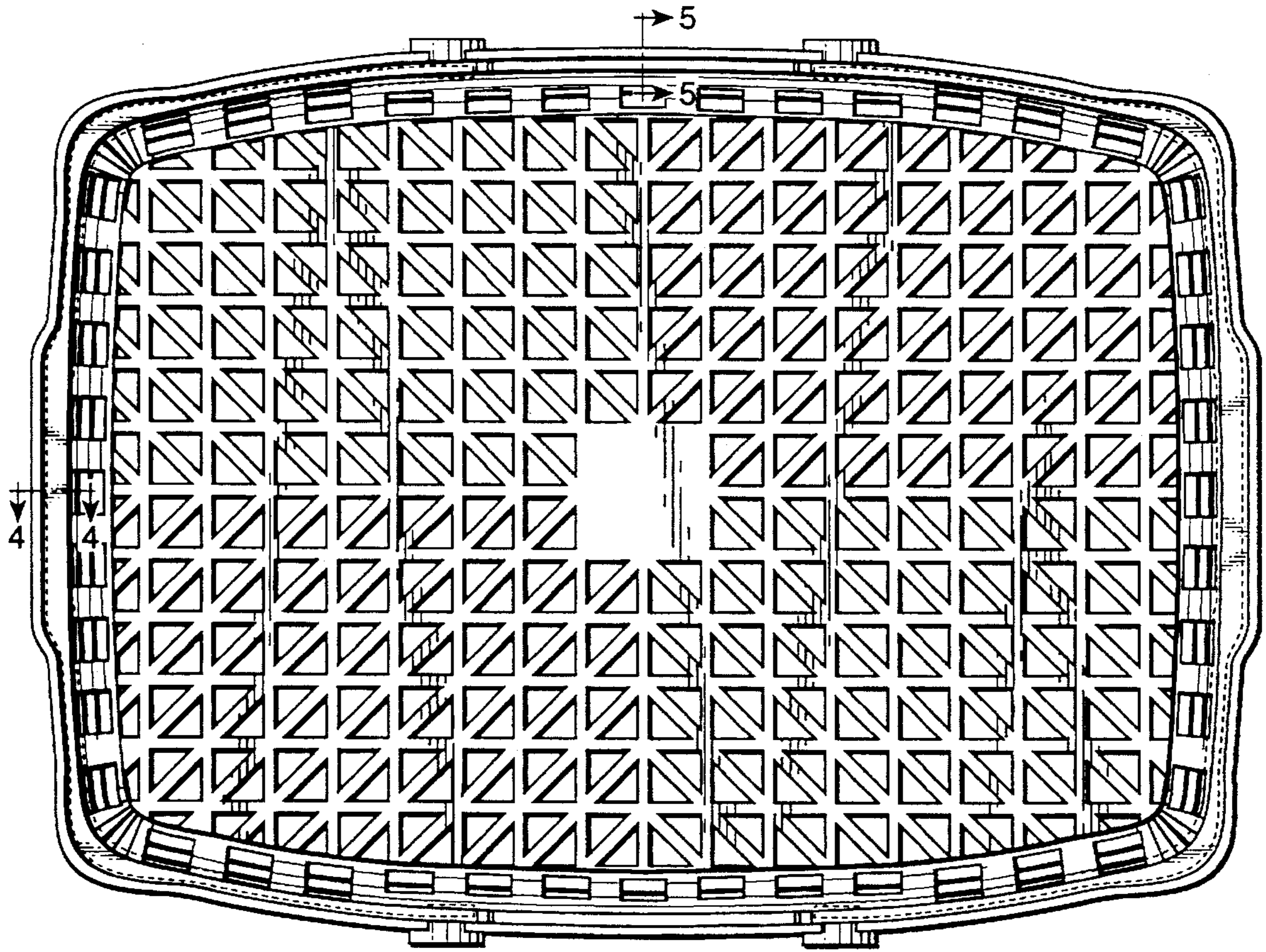


FIG. 4



FIG. 5

