



US00D382992S

United States Patent [19]
Chiu

[11] **Patent Number:** **Des. 382,992**

[45] **Date of Patent:** ****Sep. 2, 1997**

[54] **SHOE UPPER WITH REFLECTIVE STRIPS**

4,186,502 2/1980 Foster 36/1

[75] **Inventor:** **Chang Hsin Chiu**, Huntington Beach, Calif.

[73] **Assignee:** **New Era International Co. Ltd.**, Huntington Beach, Calif.

[**] **Term:** **14 Years**

[21] **Appl. No.:** **42,473**

[22] **Filed:** **Aug. 11, 1995**

[51] **LOC (6) Cl.** **02-04**

[52] **U.S. Cl.** **D2/970; D2/912**

[58] **Field of Search** D2/910, 909, 911, D2/912, 969, 970, 972; 36/50.1, 45, 71, 83, 84, 89, 116, 137, 1

[56] **References Cited**

U.S. PATENT DOCUMENTS

- D. 248,512 7/1978 Nova et al. D2/912
- D. 253,317 11/1979 Negrin D2/912
- D. 367,354 2/1996 Brooks et al. D2/970
- D. 368,362 4/1996 Werman D2/970
- 3,545,107 12/1970 Cinquegrana et al. D2/912 X

OTHER PUBLICATIONS

Gander Mountain, Fall 1993, p. 62 lower left boot.
Gander Mountain, Fall, 1993, p. 65, top right boot; p. 67, top right boot.

Primary Examiner—Doris V. Coles
Attorney, Agent, or Firm—Danton K. Mak; Lee Hsu; Sheldon & Mak, Inc.

[57] **CLAIM**

The ornamental design for a shoe upper with reflective strips, as shown and described.

DESCRIPTION

FIG. 1 is a perspective view of a shoe upper with reflective strips, showing my new design;
FIG. 2 is a top plan view thereof;
FIG. 3 is a front elevational view thereof;
FIG. 4 is a rear elevational view thereof; and,
FIG. 5 is a left side elevational view thereof.

The broken line showing of a shoe sole in FIGS. 1-5 is for illustrative purposes only and forms no part of the claimed design.

1 Claim, 2 Drawing Sheets




FIG. 1.




FIG. 2.

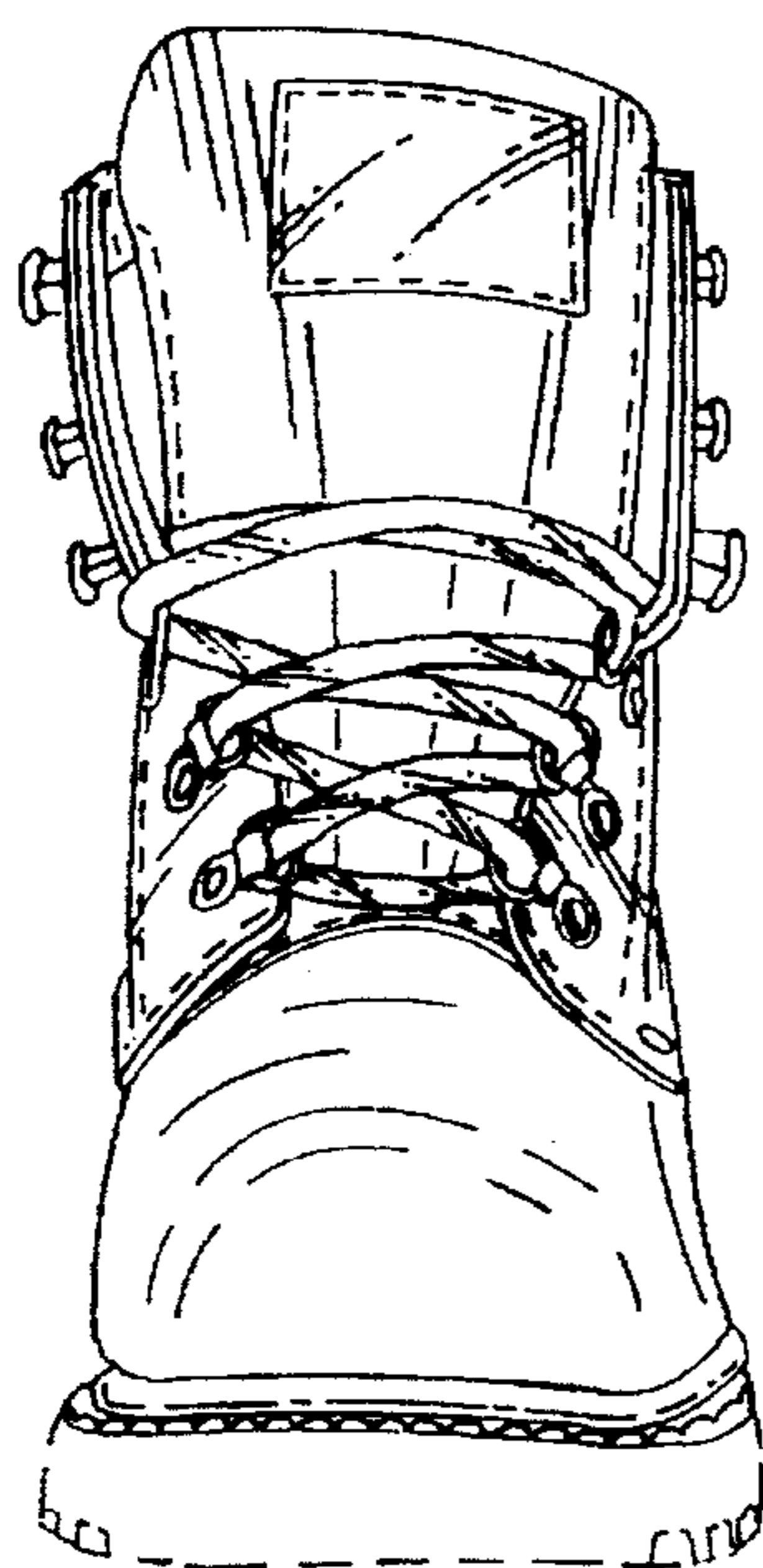



FIG. 3.

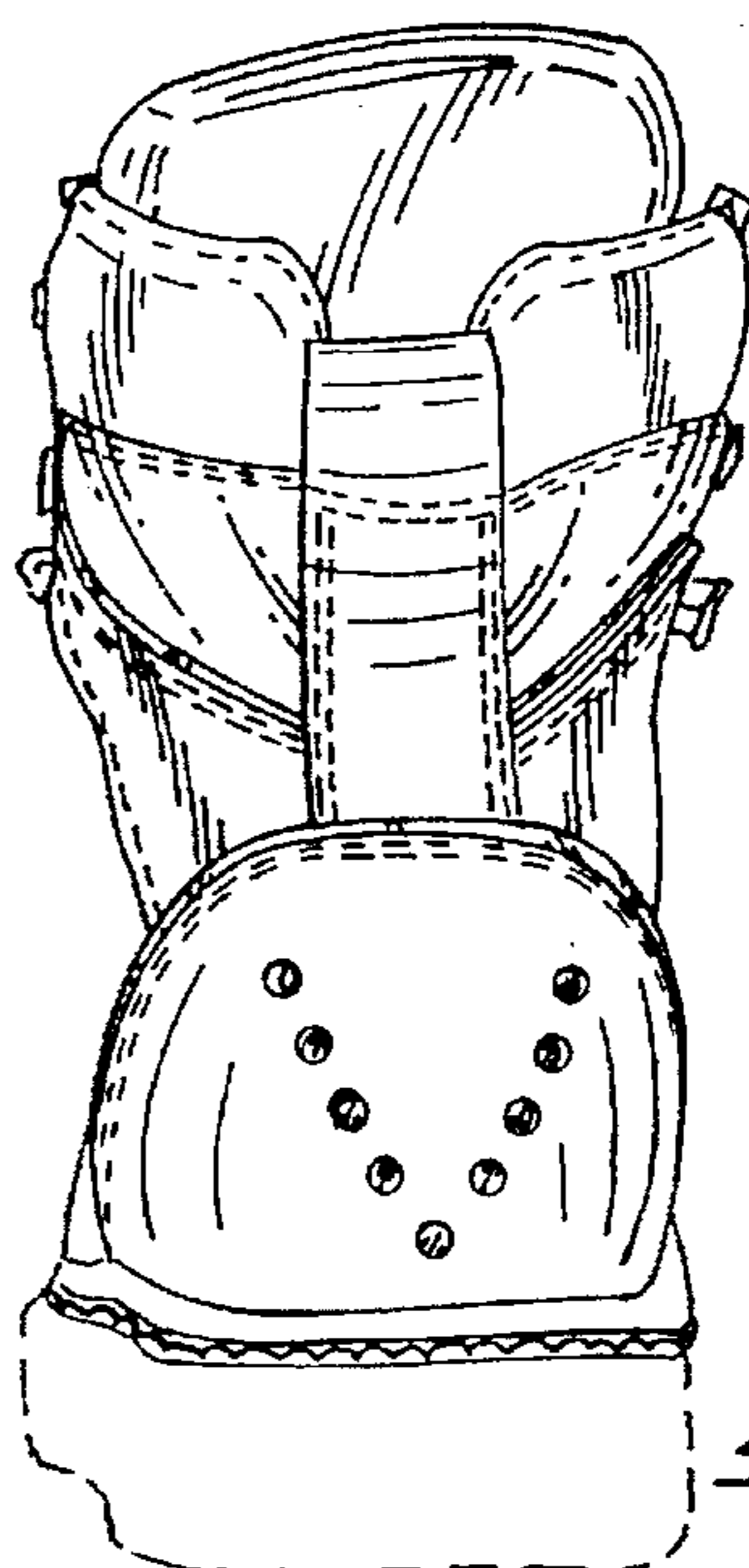


FIG. 4.




FIG. 5.