



US00D382989S

United States Patent [19] Simpson

[11] Patent Number: **Des. 382,989**
[45] Date of Patent: ****Sep. 2, 1997**

[54] **HEADBAND WITH GRIPPING MEANS**

[76] Inventor: **Anita J. Simpson**, 9821 Centerwood,
Apt. 1904, Dallas, Tex. 75243

[**] Term: **14 Years**

[21] Appl. No.: **42,733**

[22] Filed: **Aug. 9, 1995**

[51] LOC (6) Cl. **02-07**

[52] U.S. Cl. **D2/894**

[58] Field of Search D2/865, 894, 627;
2/171, 195.1, 181, 311, 338, DIG. 11, 12;
D28/41, 42, 39; 132/275

[56] **References Cited**

U.S. PATENT DOCUMENTS

- D. 316,774 5/1991 Falk .
- D. 340,345 10/1993 Russel .
- D. 351,052 10/1994 Russel .
- 1,084,596 1/1914 Alexander 2/181
- 1,237,048 8/1917 Idoux D2/894 X
- 1,635,456 7/1927 Bowditch 2/181
- 1,991,982 2/1935 Hodges .
- 2,294,654 9/1942 Cooper 2/181
- 2,582,492 1/1952 Lev D2/894 X

- 2,632,894 3/1953 Louis 2/338 X
- 3,131,400 5/1964 Blanchard et al. .
- 3,229,308 1/1966 Jensen .
- 4,856,116 8/1989 Sullivan 2/181
- 4,951,320 8/1990 Yoon 2/195.1 X

FOREIGN PATENT DOCUMENTS

- 263474 12/1926 Switzerland 2/181

Primary Examiner—Paula A. Mortimer
Attorney, Agent, or Firm—Patent & Trademark Services;
Joseph H. McGlynn

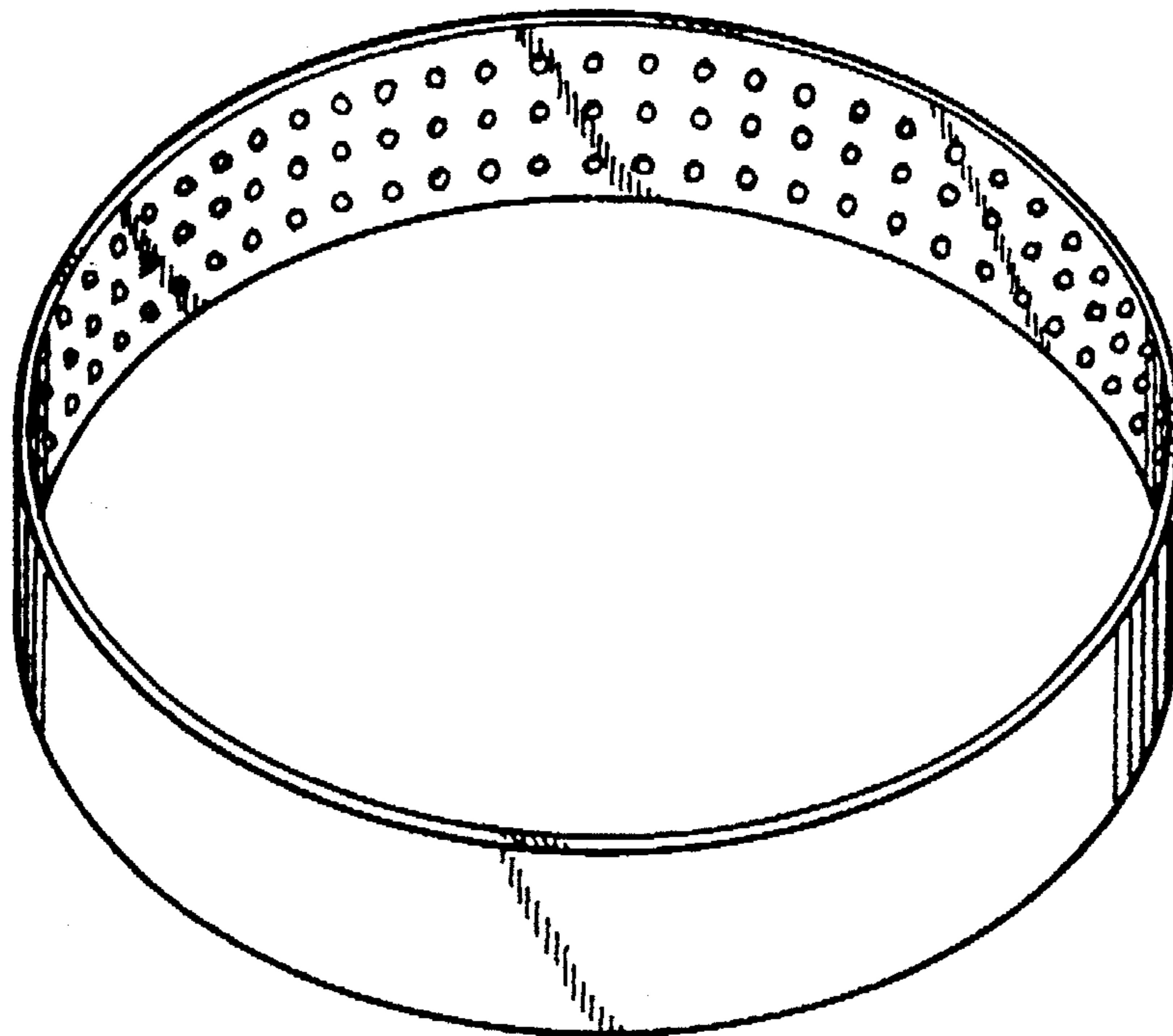
[57] **CLAIM**

The ornamental design for a headband with gripping means, as shown and described.

DESCRIPTION

FIG. 1 is a perspective view of a headband with gripping means showing my new design;
FIG. 2 is a front elevation view thereof, the opposite side being identical thereto;
FIG. 3 is a side view thereof, the opposite side being identical thereto; and,
FIG. 4 is a top plan view thereof, the opposite side being identical thereto.

1 Claim, 1 Drawing Sheet



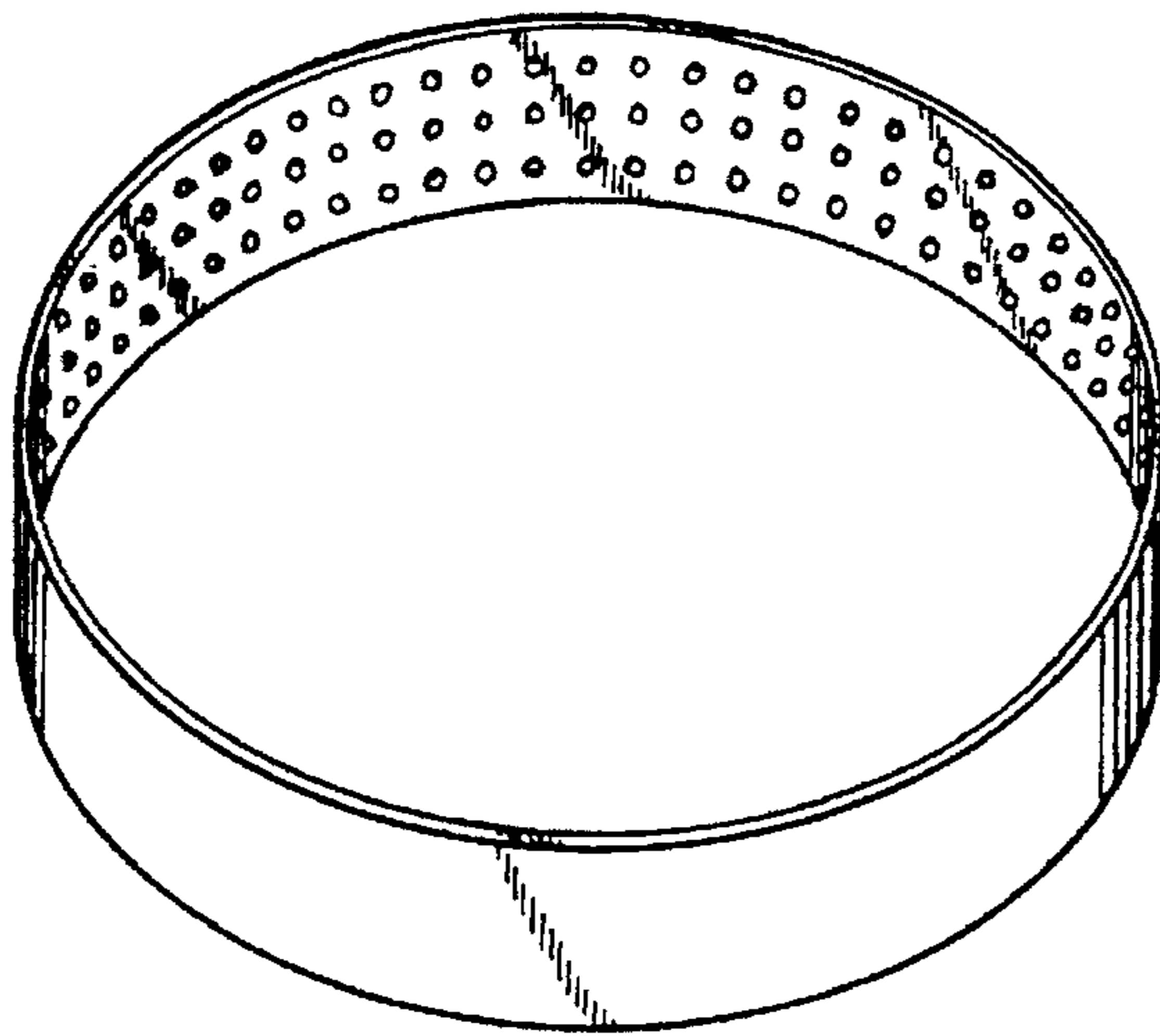


FIG. 1



FIG. 2

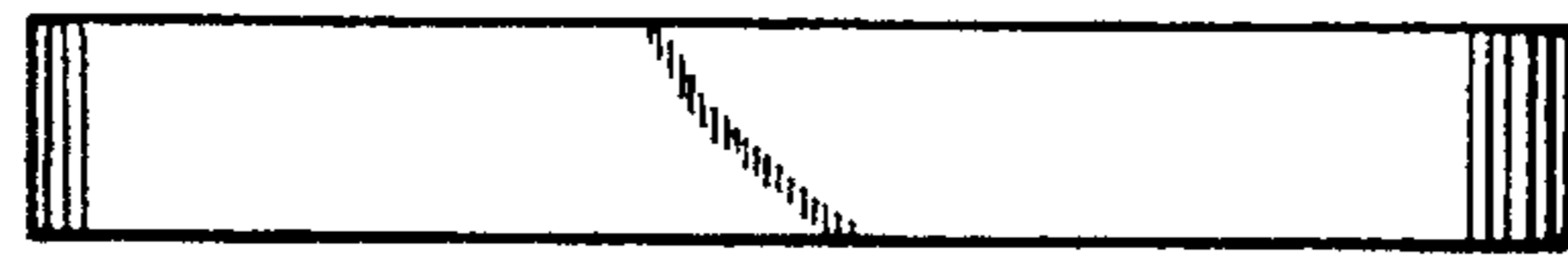


FIG. 3

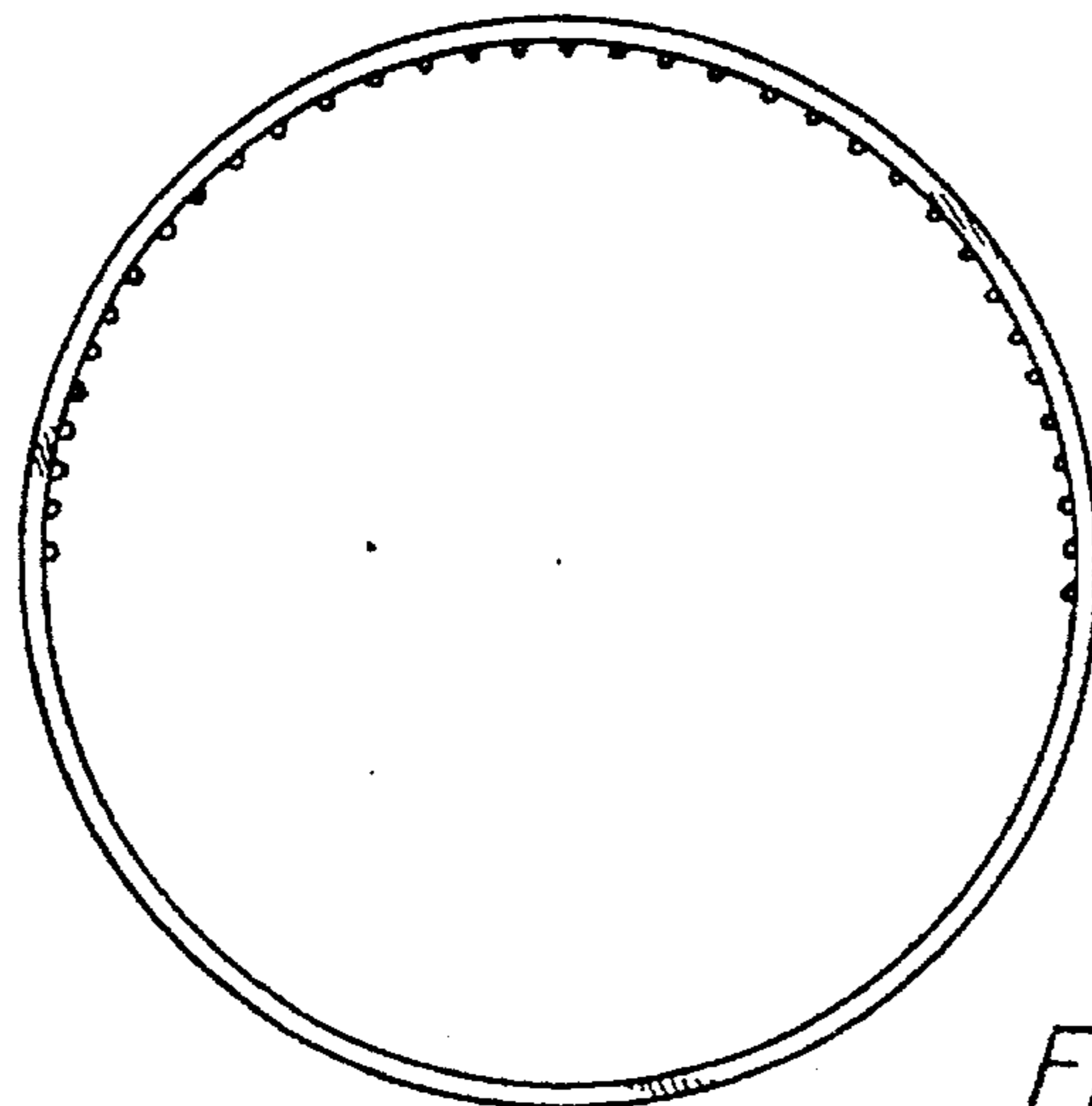


FIG. 4