



US00D382988S

United States Patent [19] Palmer

[11] Patent Number: Des. 382,988

[45] Date of Patent: **Sep. 2, 1997

[54] SUNSHADE VISOR

[76] Inventor: Sandra D. Palmer, 1810 S. Colgate, Perryton, Tex. 79070

[**] Term: 14 Years

[21] Appl. No.: 869,716

[22] Filed: Apr. 17, 1992

[51] LOC (6) CL 02-03

[52] U.S. Cl. D2/876

[58] Field of Search D2/514, 865, 867, D2/871, 874, 876, 881, 884, 893; 2/49 R, 49 A, 50, 195-199, 174, 193, 191, 177, 2, DIG. 6, 48, 49.1, 171, 171.03, 195.1, 195.2, 200.3, 209.3, 182.5; 132/212; D6/608; D28/33, 41, 42, 43

[56] **References Cited**

U.S. PATENT DOCUMENTS

971,503	9/1910	Howard	2/50	X
1,283,358	10/1918	Thompson	2/177	X
1,974,820	9/1934	Krell, Jr.	2/177	X

4,481,680	11/1984	Mason et al.	2/DIG. 6	X
4,620,323	11/1986	Tepper	2/49	R

FOREIGN PATENT DOCUMENTS

207139	12/1939	Switzerland	D6/608	
--------	---------	-------------	-------	--------	--

Primary Examiner—Bernard Ansher
Assistant Examiner—Paula Mortimer

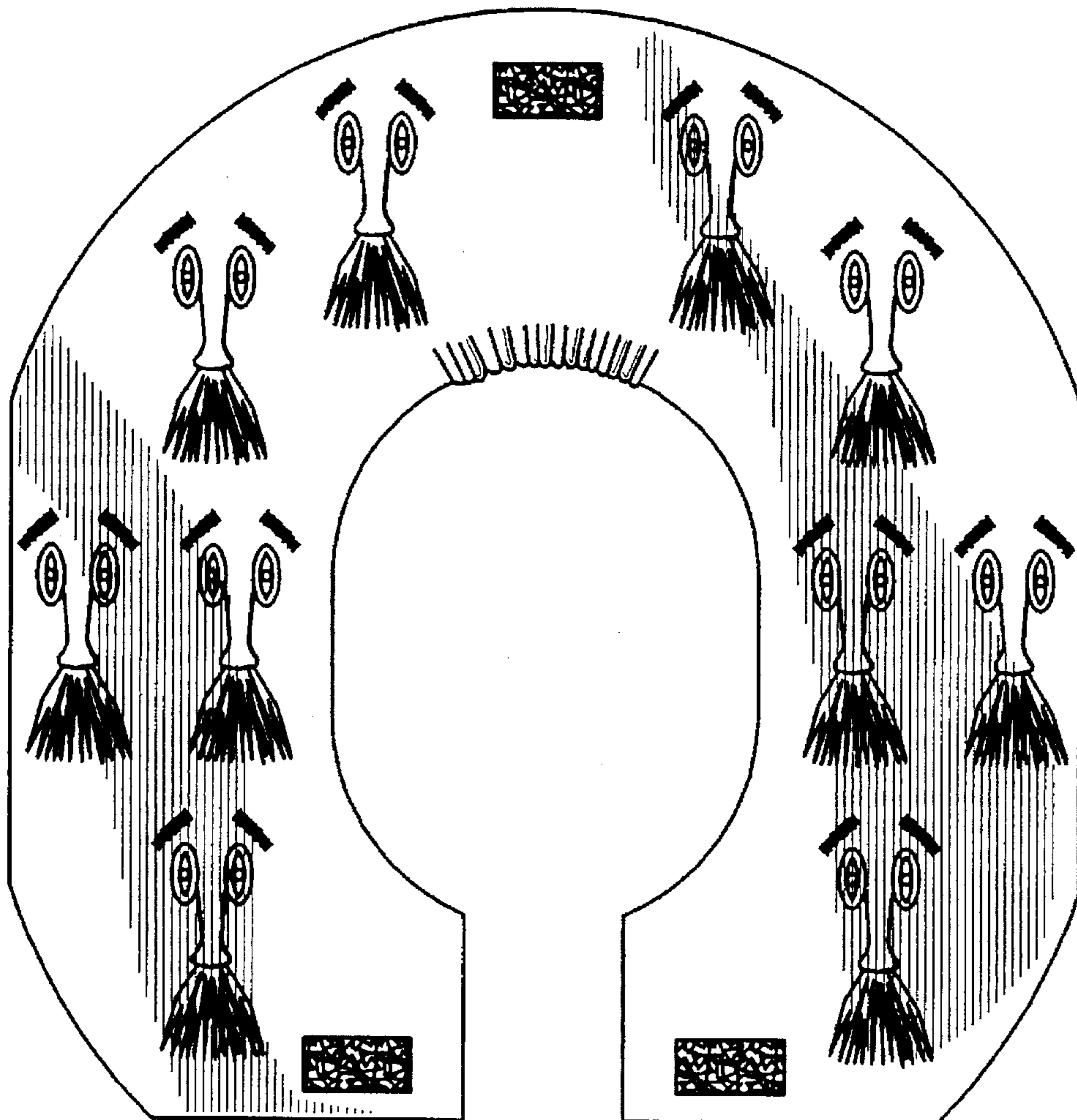
[57] **CLAIM**

The ornamental design for a sunshade visor, as shown and described.

DESCRIPTION

FIG. 1 is a front elevational view of the a sunshade visor, showing my new design;
FIG. 2 is a rear elevational view thereof;
FIG. 3 is a left side elevational view thereof;
FIG. 4 is a right side elevational view thereof;
FIG. 5 is a top plan view thereof;
FIG. 6 is a bottom plan view thereof; and,
FIG. 7 is an isometric view showing a use thereof.

1 Claim, 4 Drawing Sheets



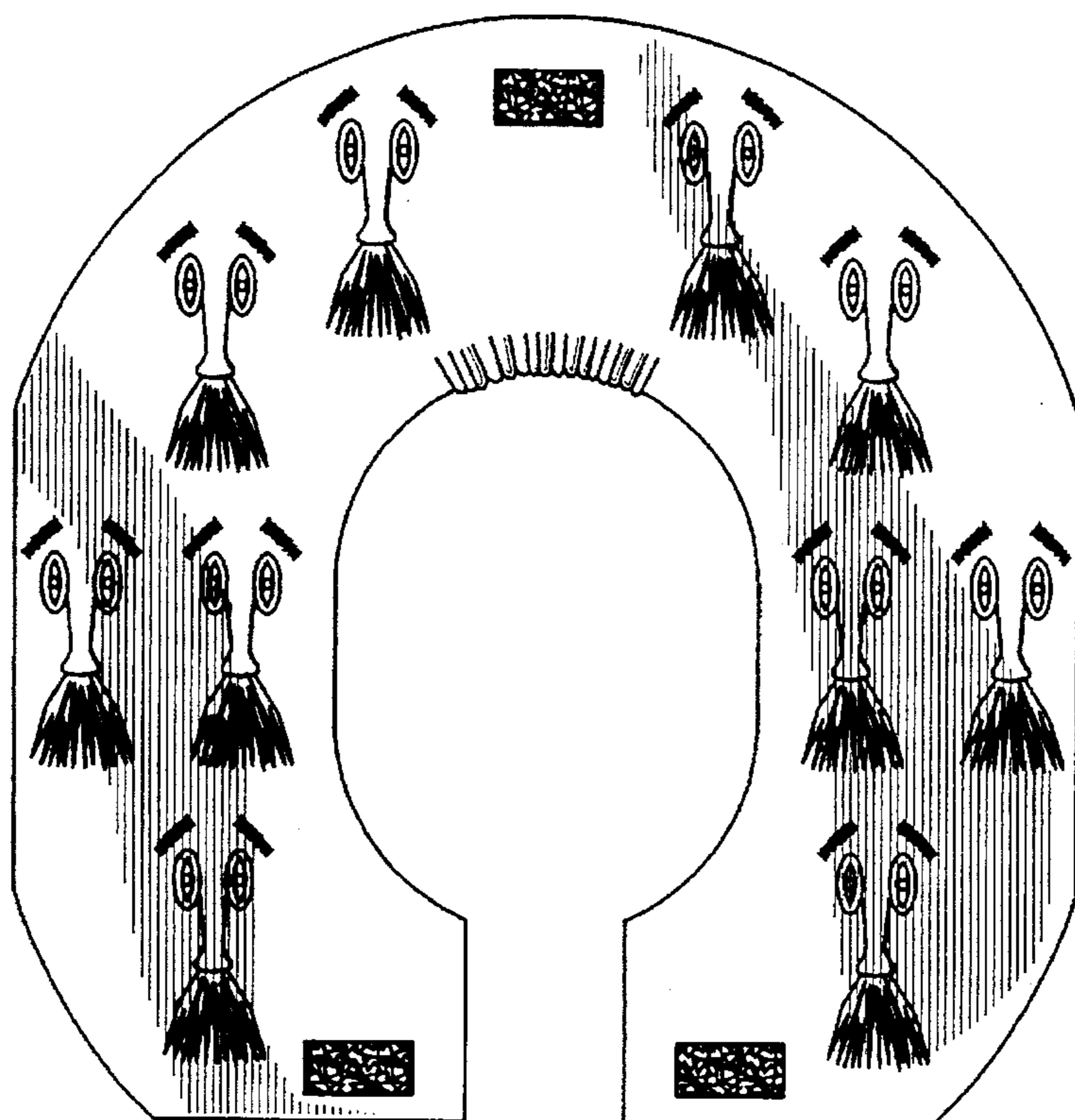


FIG. 1

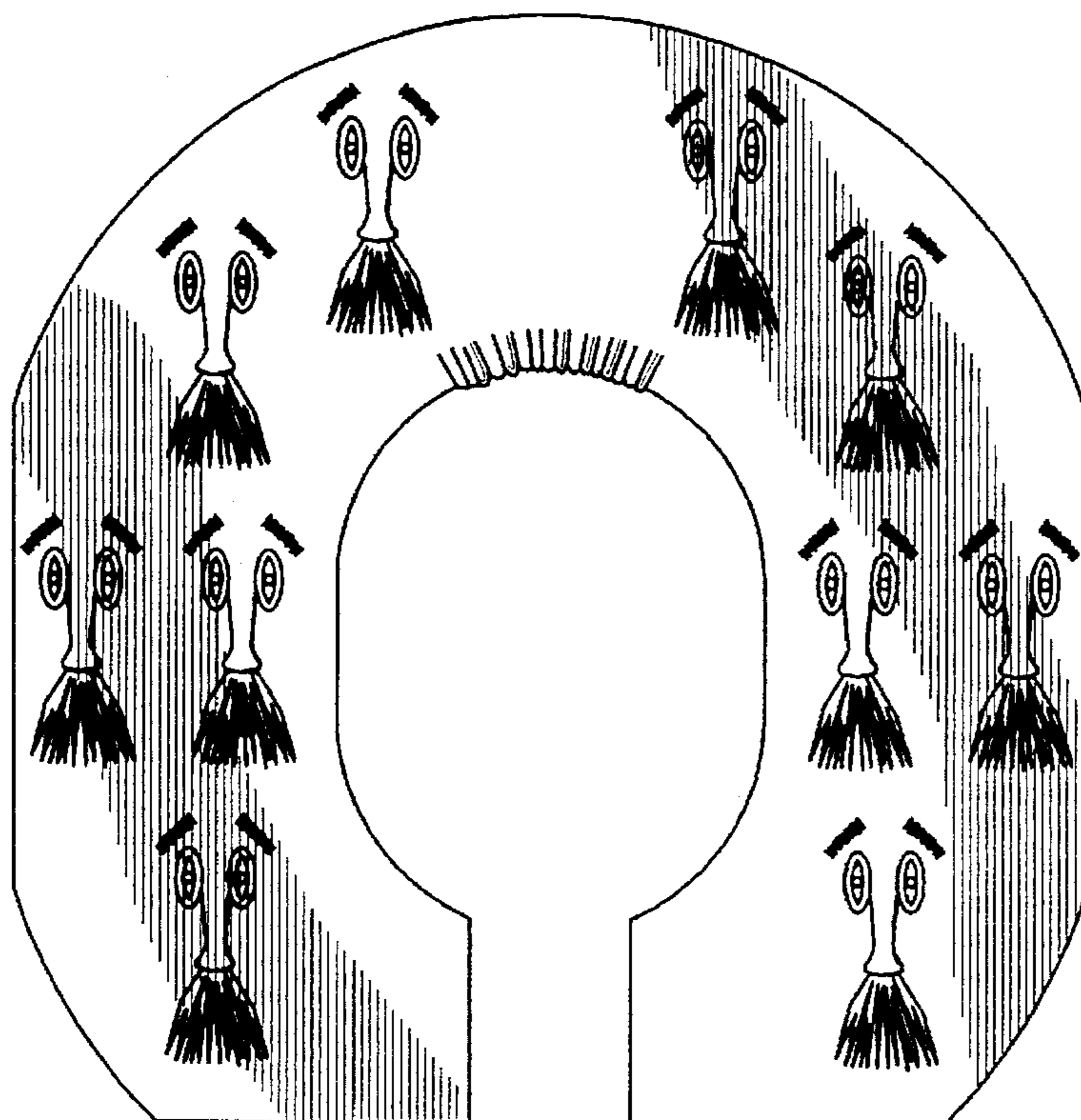


FIG. 2



FIG. 3

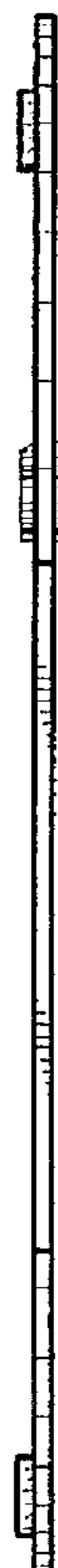


FIG. 4

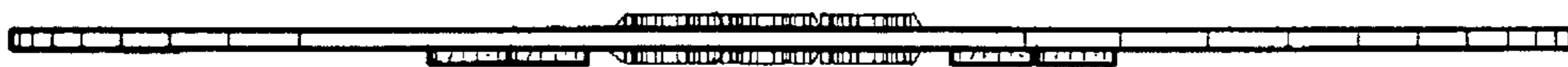


FIG. 5



FIG. 6

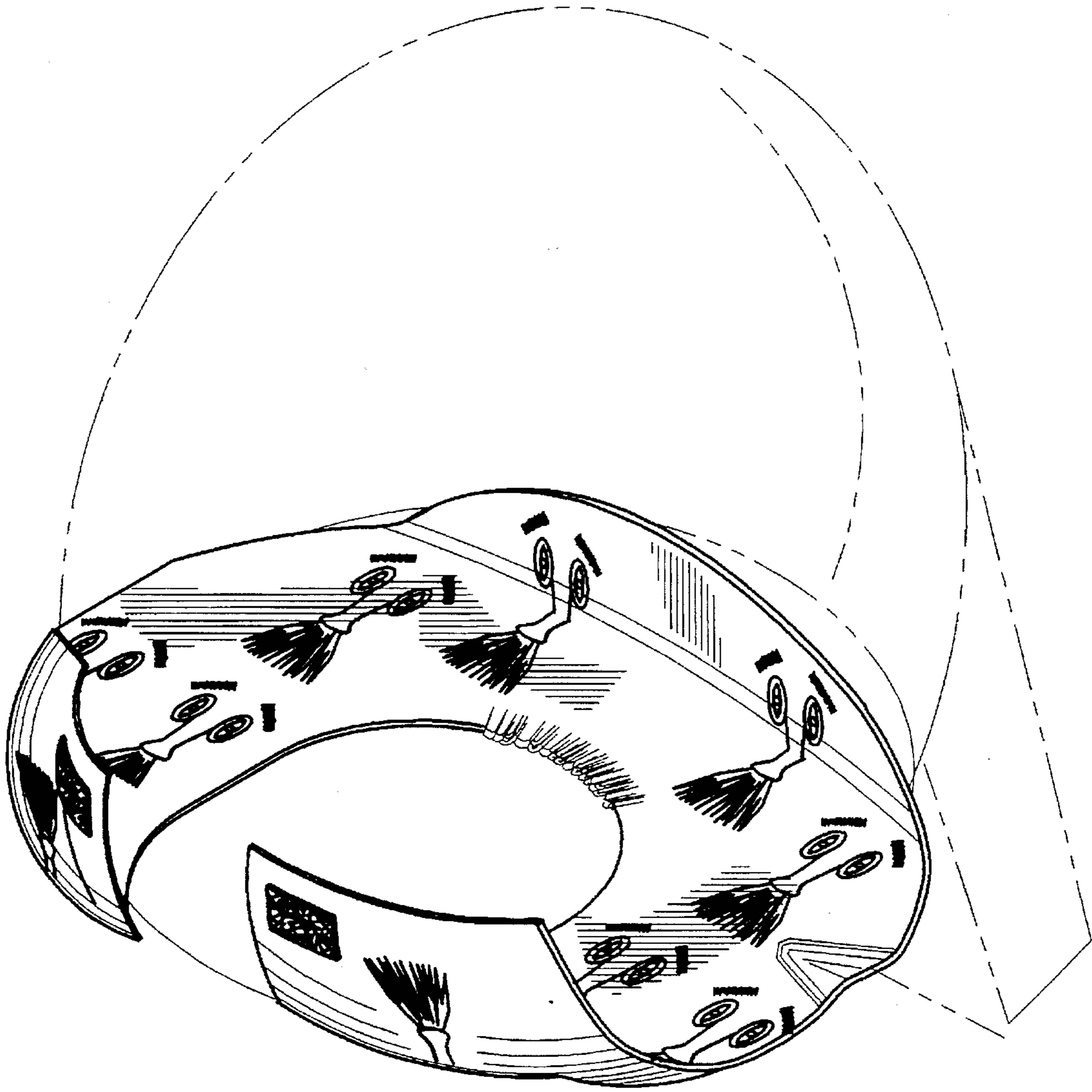


FIG. 7