



US00D382985S

United States Patent [19]

Richmond

[11] Patent Number: Des. 382,985

[45] Date of Patent: **Sep. 2, 1997

[54] **SHOULDER STRAP FOR RETAINING
POCKETBOOK STRAPS**

4,800,594 1/1989 Young .
4,832,367 5/1989 Lisenby .

[76] Inventor: **Charlotte Richmond**, 321 Main St.,
Hampden, Mass. 01036

Primary Examiner—Paula A. Mortimer
Attorney, Agent, or Firm—McCormick, Paulding & Huber

[**] Term: **14 Years**

[57] **CLAIM**

[21] Appl. No.: **58,030**

The ornamental design for a shoulder strap for retaining pocketbook straps, as shown and described.

[22] Filed: **Aug. 6, 1996**

DESCRIPTION

[51] LOC (6) Cl. **02-07**

[52] U.S. Cl. **D2/624; D3/327**

[58] **Field of Search** D2/624, 626, 627,
D2/639; D3/201, 215, 218, 224, 226, 228,
230, 318, 327, 328; 190/DIG. 110; 2/300,
311, 10, 230, 235, 236

FIG. 1 is a front perspective view of a shoulder strap for retaining pocketbook straps showing my new design;

FIG. 2 is an enlarged top plan view thereof;

FIG. 3 is a side elevational view thereof, the opposite side is a mirror image;

FIG. 4 is a bottom view thereof; and,

FIG. 5 is an end elevational view thereof, the opposite end is a mirror image.

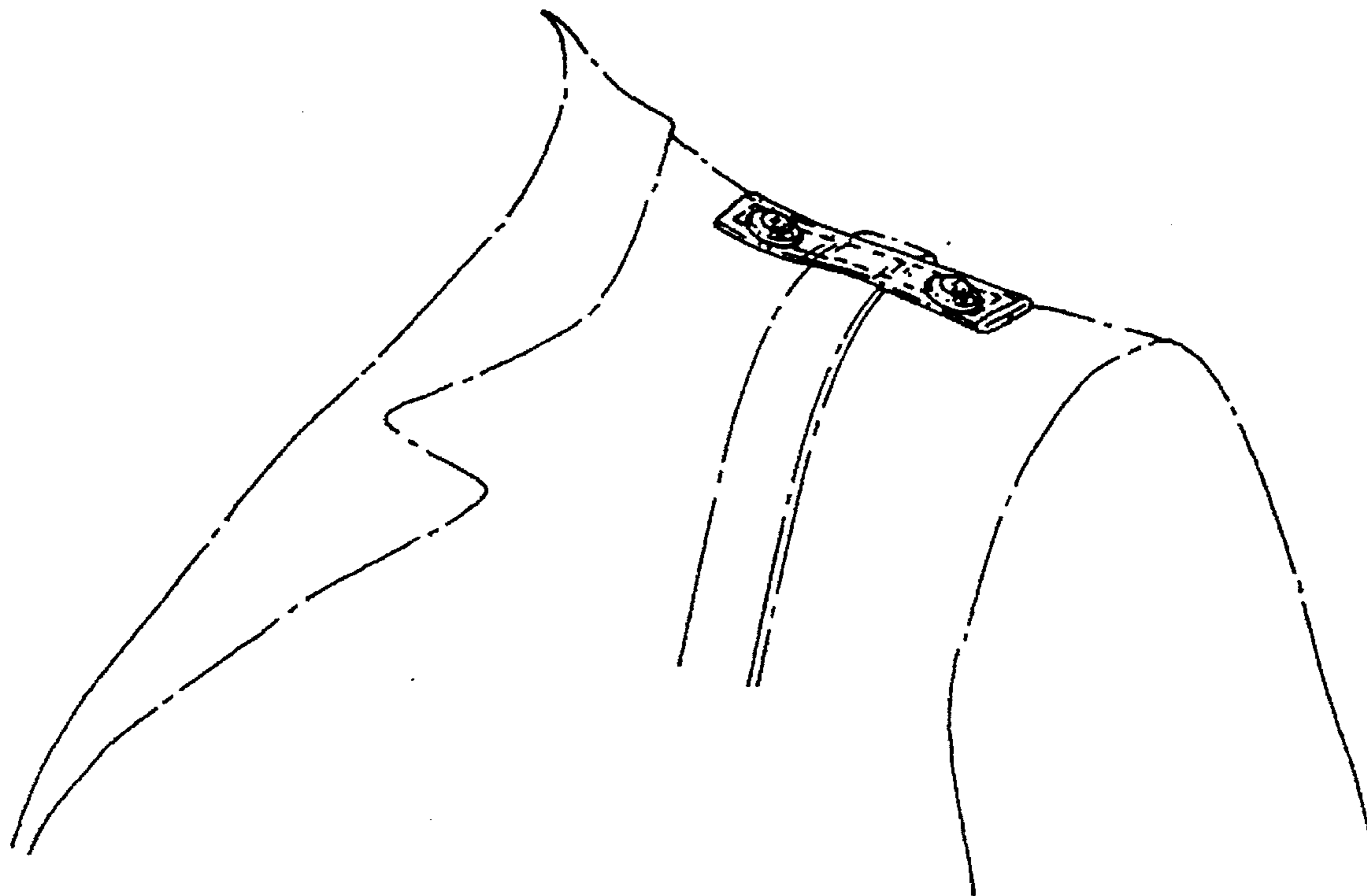
The broken line showing of the human form and strap in FIG. 1 is for illustrative purposes only and forms no part of the claimed design.

[56] References Cited

U.S. PATENT DOCUMENTS

D. 366,149 1/1996 Garza et al. D3/328
1,816,262 7/1931 Ritter D2/626 X
3,086,529 4/1963 Munz et al. D2/627 X
4,179,753 12/1979 Aronberg et al. 2/10

1 Claim, 1 Drawing Sheet



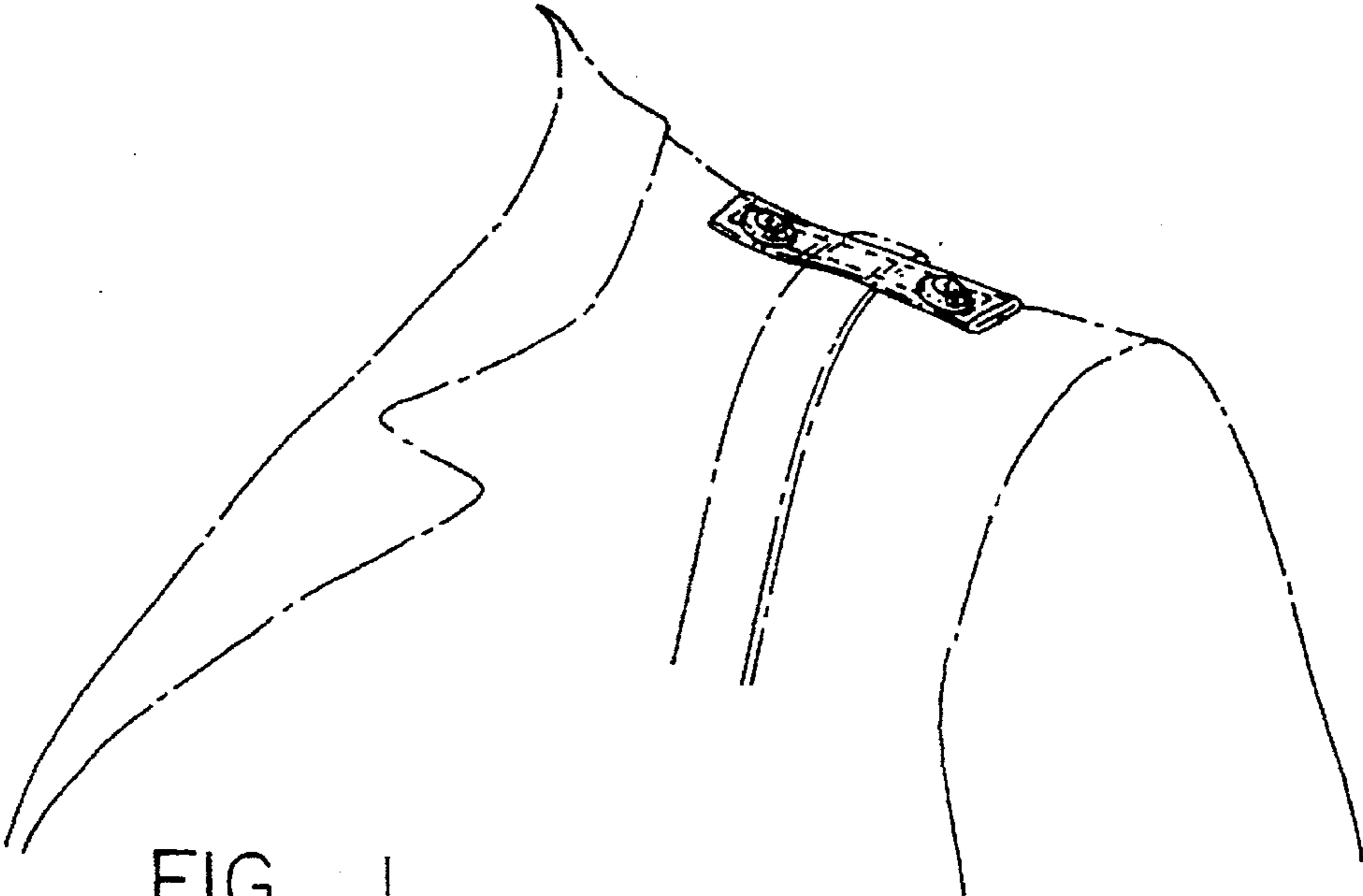


FIG. 1




FIG. 2

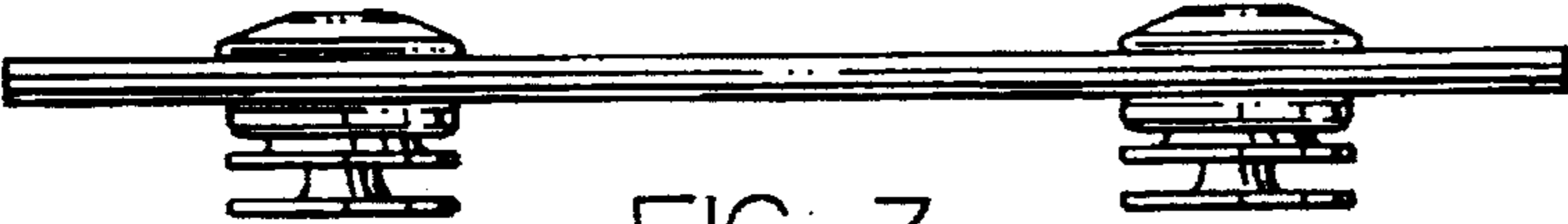


FIG. 3



FIG. 5

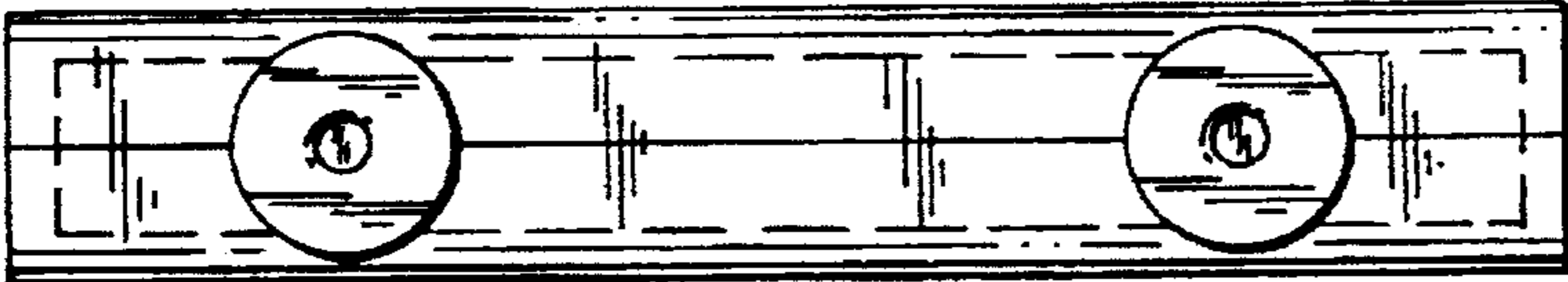


FIG. 4