



US00D382931S

**United States Patent** [19]  
**Marcione**

[11] **Patent Number: Des. 382,931**  
[45] **Date of Patent: \*\*Aug. 26, 1997**

[54] **END CAP FOR A BASEBALL OR SOFTBALL  
BAT**

D. 319,278 8/1991 Tosti ..... D21/222  
3,606,325 9/1971 Lamkin et al. .... 273/75  
5,421,572 6/1995 MacKay, Jr. .... 273/72 A  
5,452,889 9/1995 Lewinski et al. .... 273/72 R

[76] **Inventor: Robert B. Marcione, 65 Pickering St.  
Apt. 1, Fall River, Mass. 02720**

[\*\*] **Term: 14 Years**

[21] **Appl. No.: 54,293**

[22] **Filed: May 9, 1996**

*Primary Examiner*—Ted Shooman  
*Assistant Examiner*—Mitchell I. Siegel  
*Attorney, Agent, or Firm*—Scott B. Garrison; Gary E. Lambert

**Related U.S. Application Data**

[63] Continuation of Ser. No. 495,852, Jun. 29, 1995, abandoned.

[51] **LOC (6) Cl. .... 21-02**

[52] **U.S. Cl. .... D21/221**

[58] **Field of Search .... D21/221, 222,  
D21/210; 273/32 A, 75, 72 A, 72 R**

[56] **References Cited**

**U.S. PATENT DOCUMENTS**

D. 33,207 9/1900 Miller et al. .... D21/221  
D. 318,704 7/1991 Cevert ..... D21/221

[57] **CLAIM**

The ornamental design for an end cap for a baseball or softball bat, as shown and described.

**DESCRIPTION**

FIG. 1 is a front elevational view of an end cap for a baseball or softball bat which embodies my design;

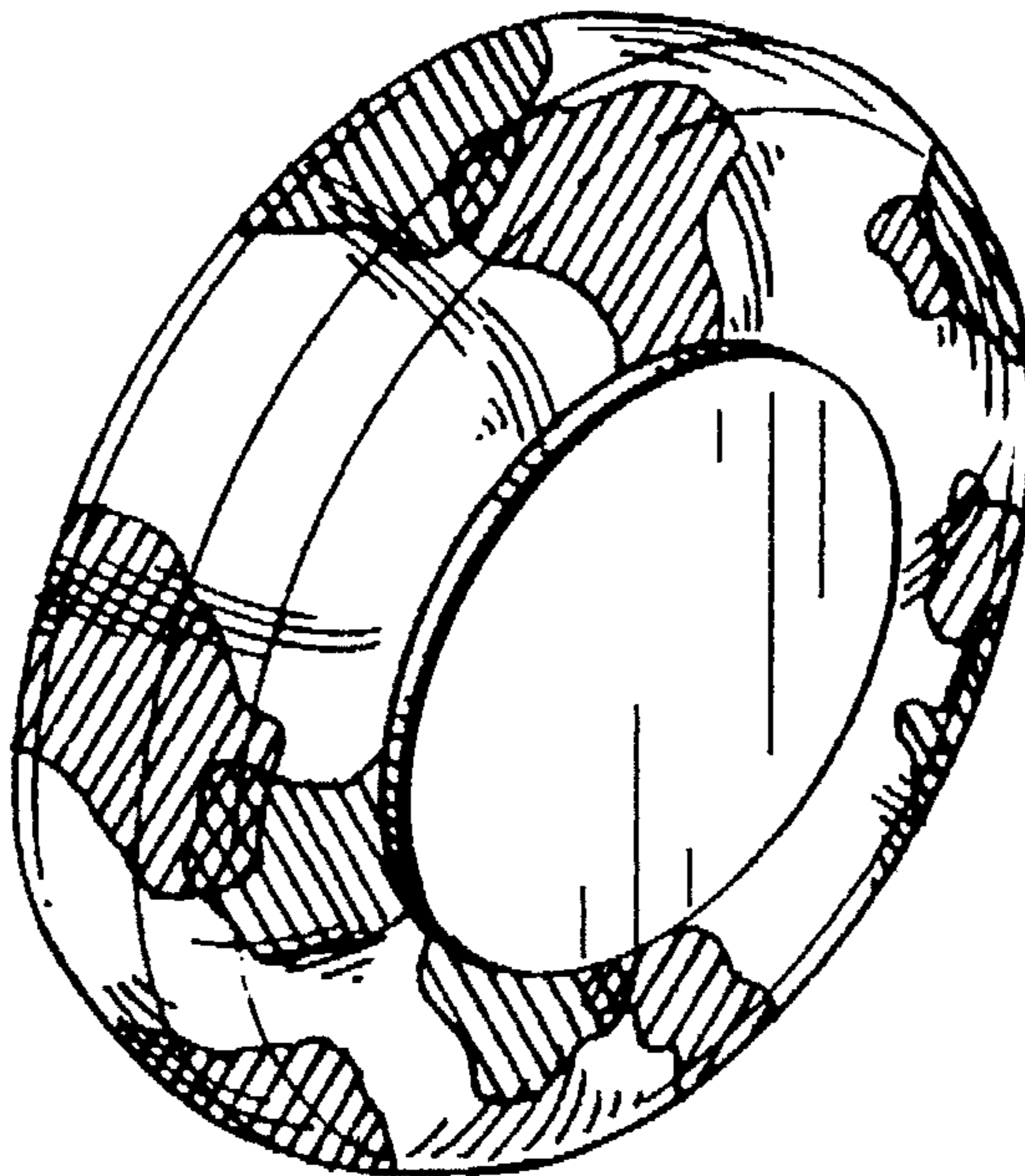
FIG. 2 is a left side isometric view thereof;

FIG. 3 is a rear elevational view thereof; and,

FIG. 4 is a left side elevational view thereof, the undisclosed sides being identical.

The broken line showing is for illustrative purposes only and forms no part of the claimed design.

**1 Claim, 1 Drawing Sheet**



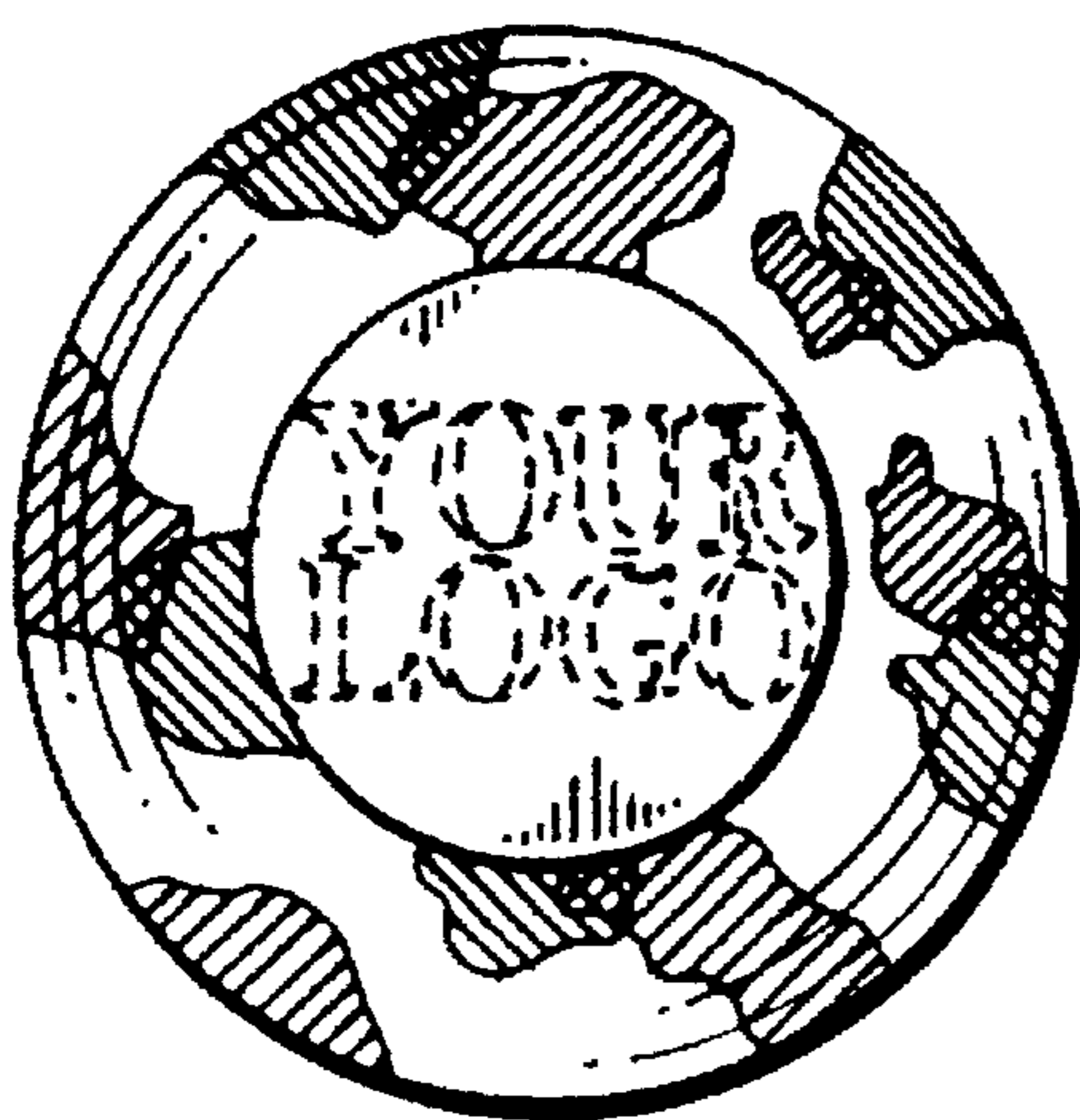


FIG. 1

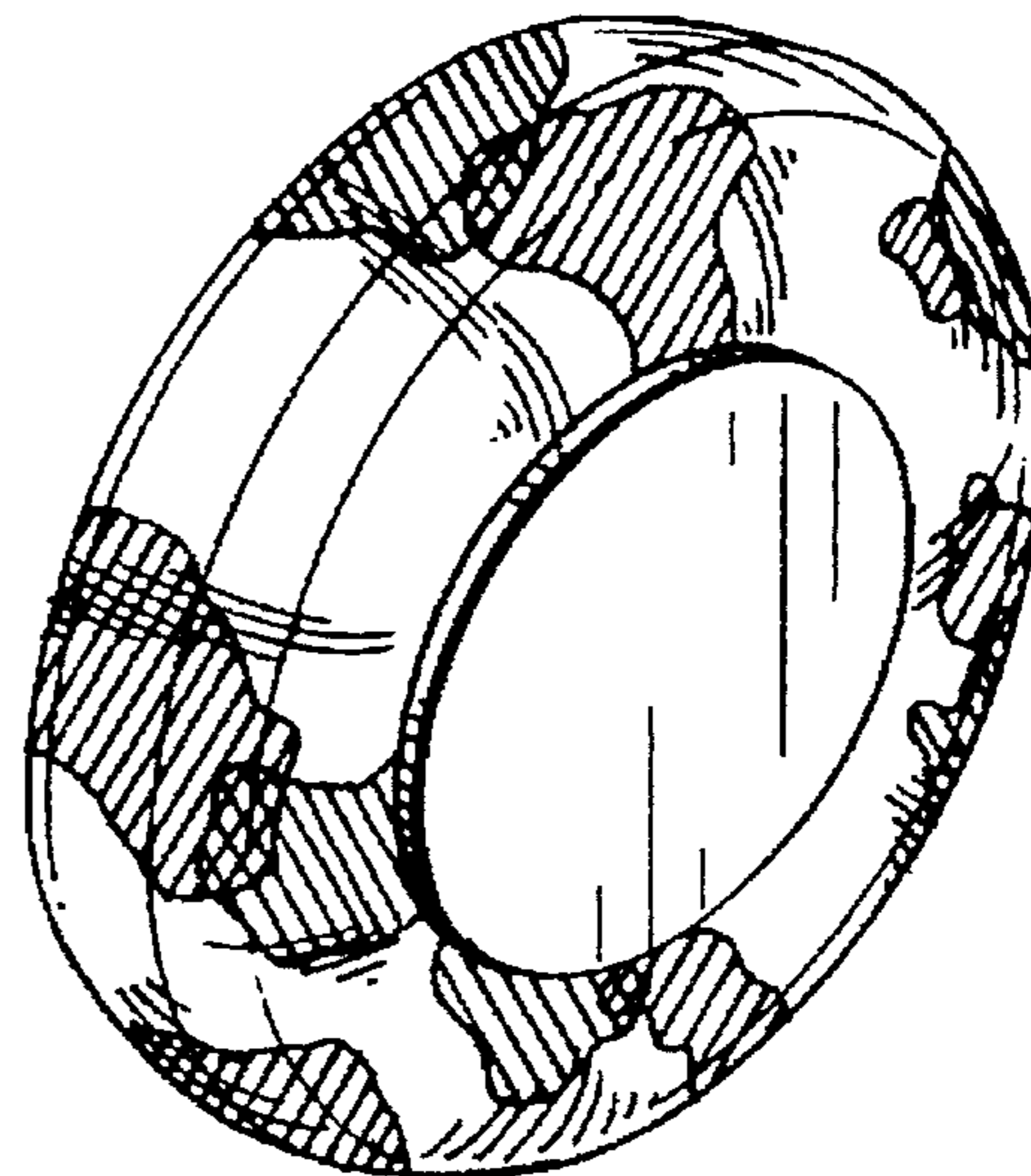


FIG. 2

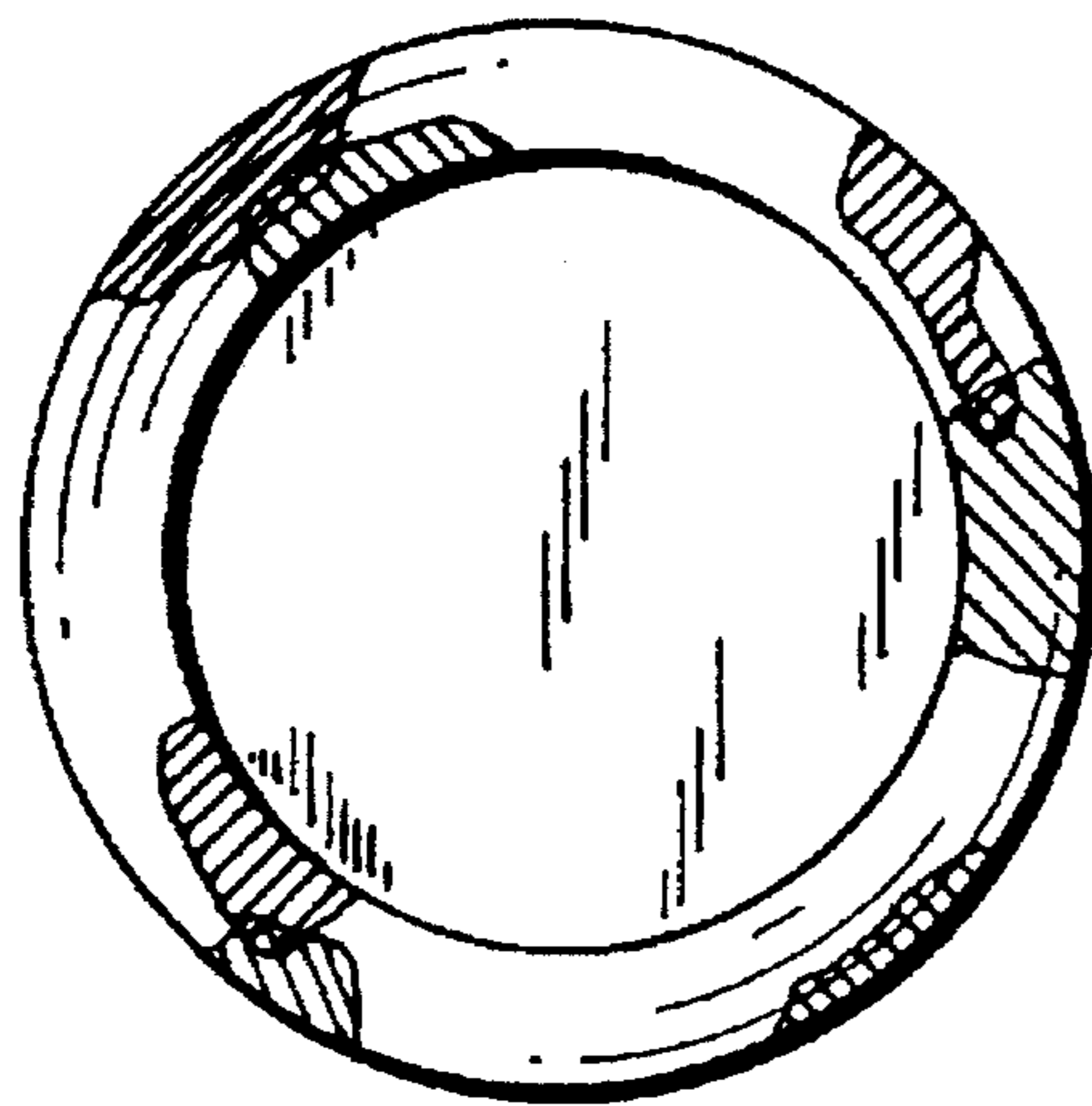


FIG. 3



FIG. 4