



US00D382930S

# United States Patent [19]

Gorse

[11] Patent Number: **Des. 382,930**

[45] Date of Patent: **\*\*Aug. 26, 1997**

[54] **GOLF TEE PEG**

[76] Inventor: **Peter Richard Gorse**, 3 Linton Close, Heelands, Milton Keynes, United Kingdom, MK13 7NR

[\*\*] Term: **14 Years**

[21] Appl. No.: **43,413**

[22] Filed: **Sep. 1, 1995**

[30] **Foreign Application Priority Data**

Mar. 3, 1995 [GB] United Kingdom ..... 2045788

[51] LOC (6) Cl. .... **21-02**

[52] U.S. Cl. .... **D21/208**

[58] Field of Search ..... D21/208, 234; 473/387-403, 386, 284, 406, 408, 131, 278

[56] **References Cited**

**U.S. PATENT DOCUMENTS**

D. 308,086 5/1990 Gamble ..... D21/208

D. 331,271 11/1992 Blake ..... D21/208  
2,723,126 11/1955 Spluvk ..... 473/396  
4,951,945 8/1990 Gamble ..... 473/402 X  
5,149,088 9/1992 O'Hara ..... 473/396

*Primary Examiner*—Rabhakar G. Deshmukh  
*Assistant Examiner*—Cheri Cohen  
*Attorney, Agent, or Firm*—Wood, Phillips, VanSanten, Clark & Mortimer

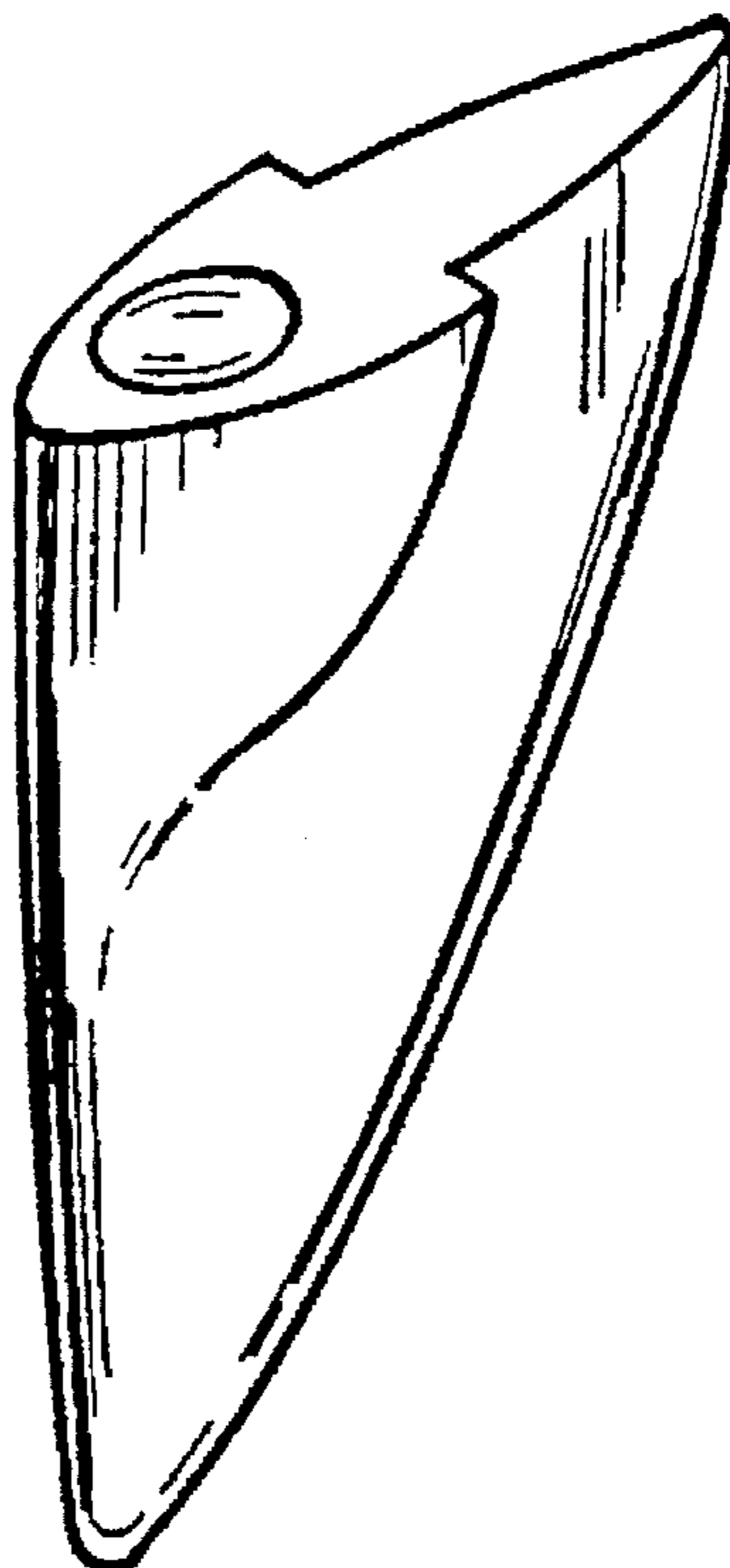
[57] **CLAIM**

The ornamental design for a golf tee peg, as shown and described.

**DESCRIPTION**

FIG. 1 is a rear, top and right side perspective view of my design for a golf tee peg;  
FIG. 2 is a right side elevation view thereof;  
FIG. 3 is a left side elevation view thereof;  
FIG. 4 is a front elevation view thereof;  
FIG. 5 is a rear elevation view thereof; and,  
FIG. 6 is a plan view thereof.

**1 Claim, 3 Drawing Sheets**



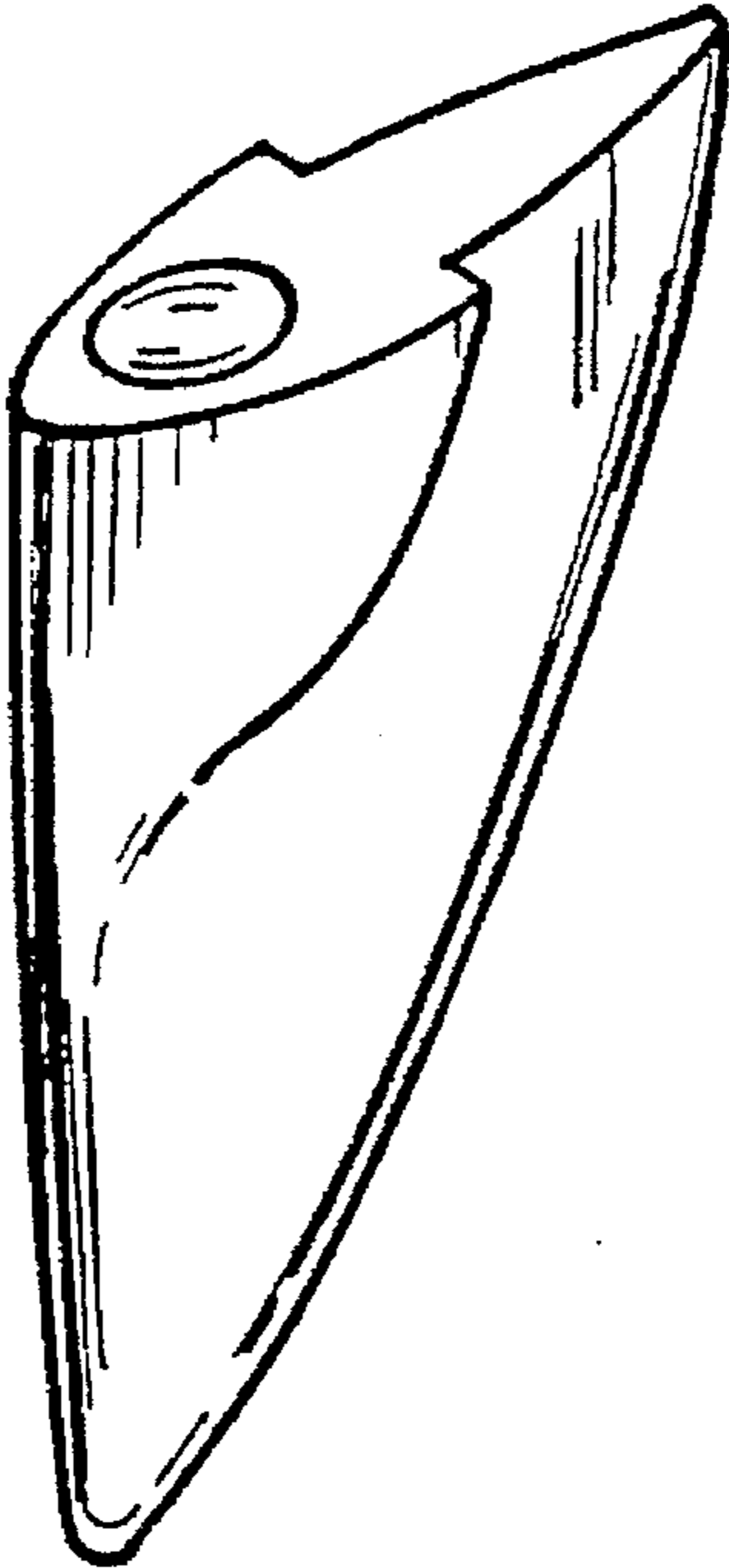


FIG 1

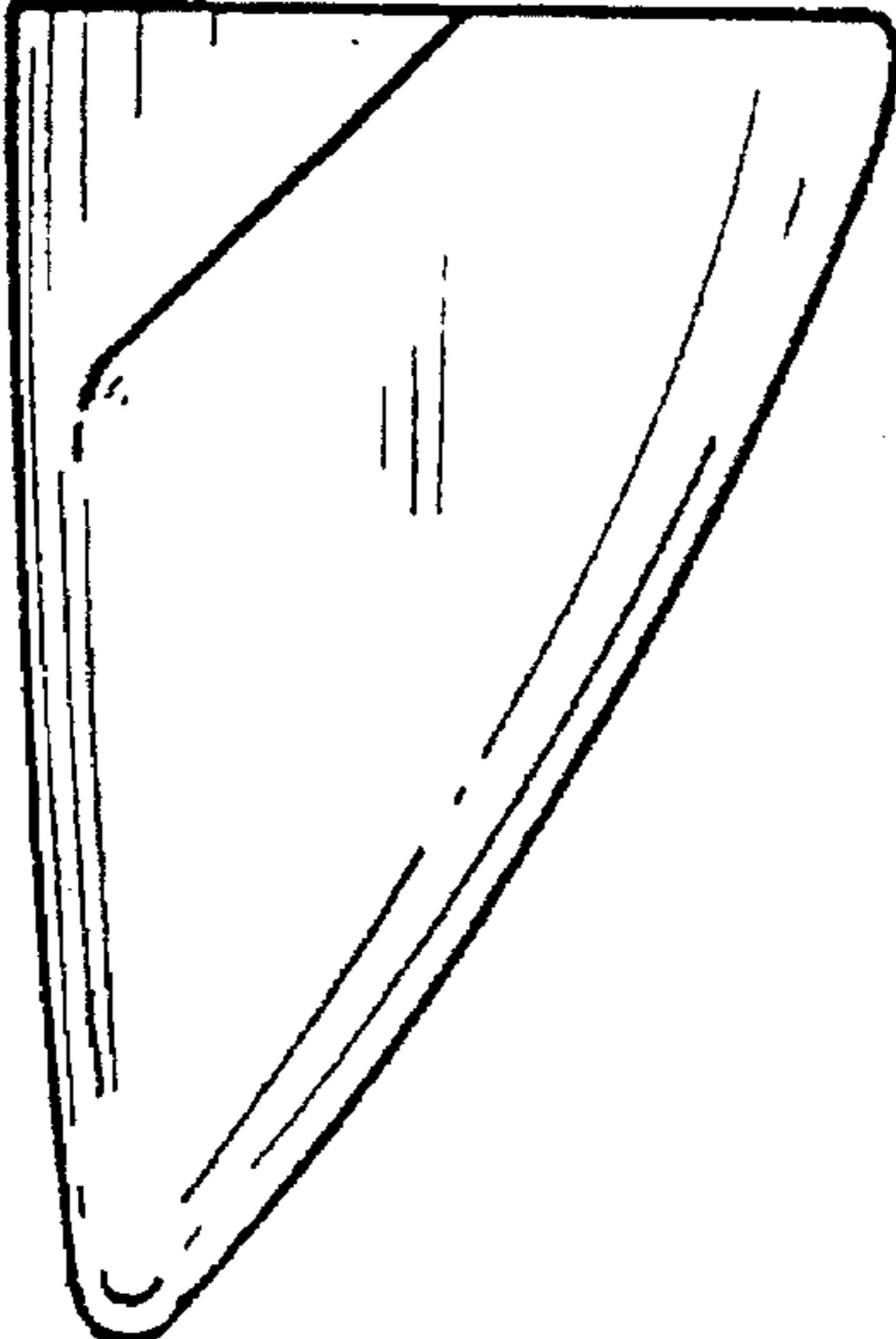


FIG 2

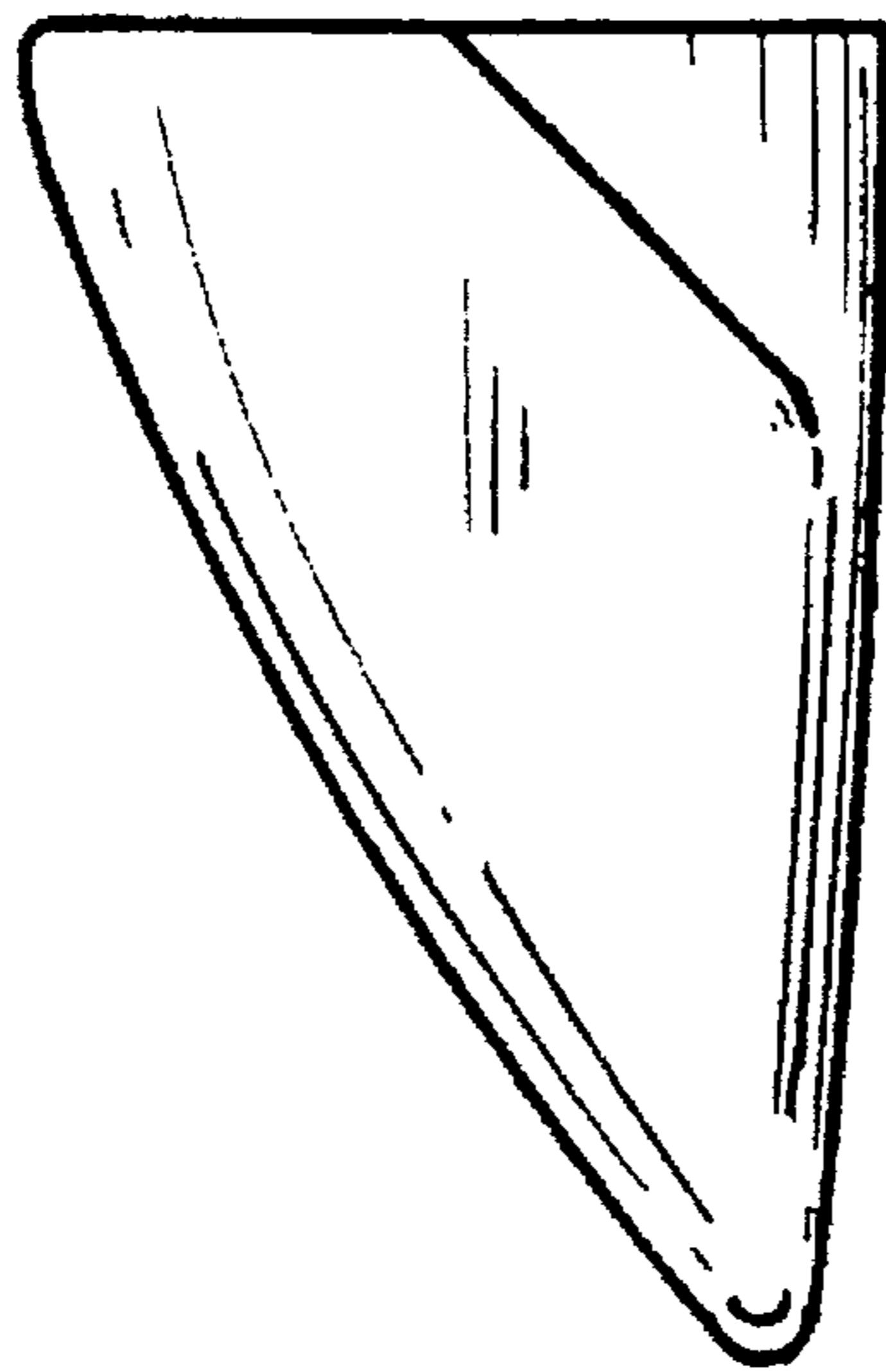


FIG 3



FIG 4



FIG 5



FIG 6