



US00D382912S

United States Patent [19]
Frieden

[11] **Patent Number: Des. 382,912**

[45] **Date of Patent: **Aug. 26, 1997**

[54] **IDENTIFICATION TRACKING TAG**

[76] **Inventor: Donald J. Frieden, 1804 Winding Way, Friendswood, Galveston County, Tex. 77546**

[**] **Term: 14 Years**

[21] **Appl. No.: 54,466**

[22] **Filed: May 14, 1996**

[51] **LOC (6) Cl. 19-08**

[52] **U.S. Cl. D20/22; D10/106**

[58] **Field of Search D20/10, 22, 43, D20/19; 40/299, 640, 642, 649, 651, 662, 653; D10/106, 104; 340/568, 571, 572, 540**

[56] **References Cited**

U.S. PATENT DOCUMENTS

- D. 314,016 1/1991 Mitchell .
- D. 316,877 5/1991 Mitchell .
- D. 339,079 9/1993 Behike D10/106
- D. 340,261 10/1993 Franklin D20/22
- D. 343,368 1/1994 Witzkey et al. D10/106
- D. 353,155 12/1994 Garner et al. D10/106
- D. 360,652 7/1995 Packard et al. D20/22

- D. 361,951 9/1995 Campman D10/104
- 1,596,206 8/1926 Mayer 40/653
- 4,233,964 11/1980 Jefferts et al. 40/299 X
- 4,881,672 11/1989 Gustafson 340/571 X

Primary Examiner—Susan J. Lucas
Assistant Examiner—Jennifer A. Register
Attorney, Agent, or Firm—Browning Bushman

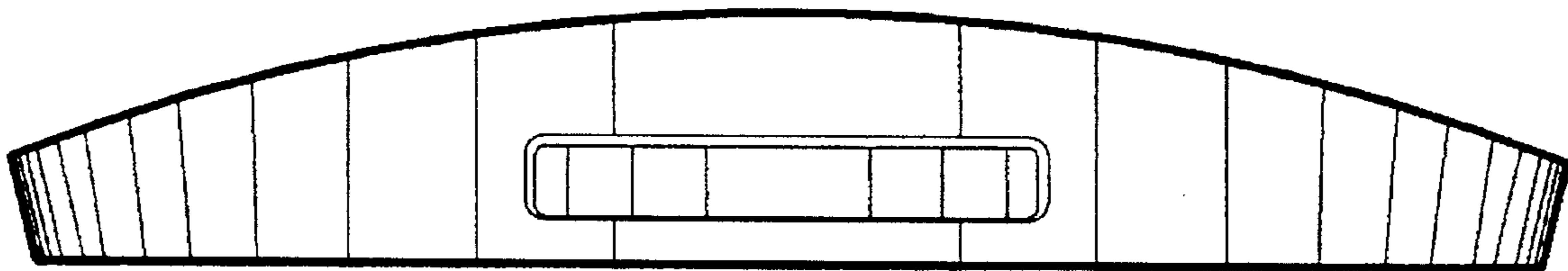
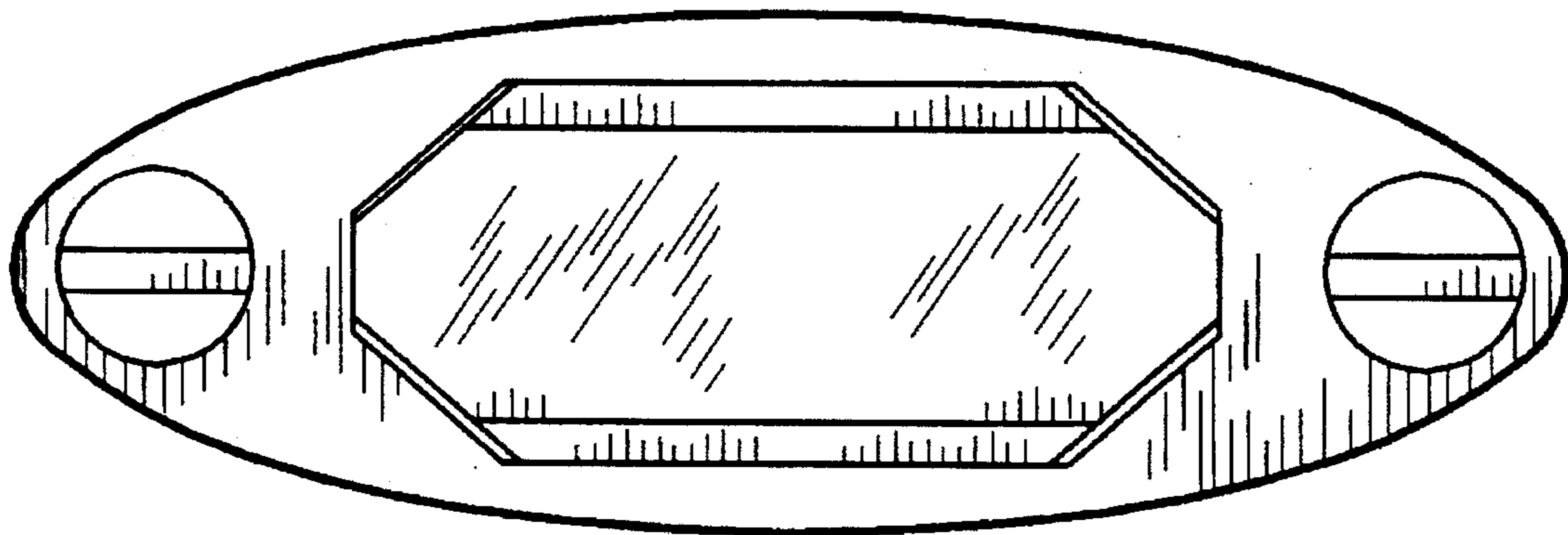
[57] **CLAIM**

The ornamental design for a identification tracking tag, as shown and described.

DESCRIPTION

FIG. 1 is a top view of my design for a tag according to the present invention;
FIG. 2 is a bottom view of the tag as shown in FIG. 1;
FIG. 3 is a right side view of the tag as shown in FIGS. 1 and 2;
FIG. 4 is a left side view of the tag as shown in FIGS. 1 and 2;
FIG. 5 is a front end view of the tag as shown in FIGS. 1 and 2; and,
FIG. 6 is a back end view of the tag as shown in FIGS. 1 and 2.

1 Claim, 1 Drawing Sheet



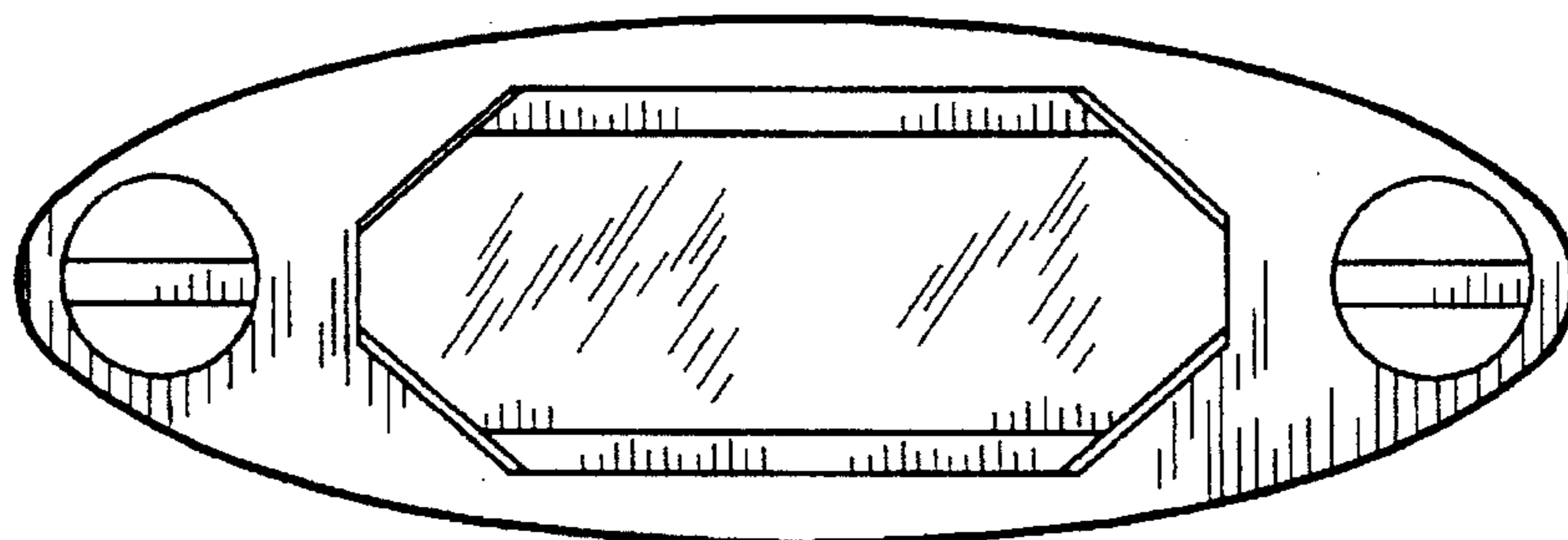


FIG. 1

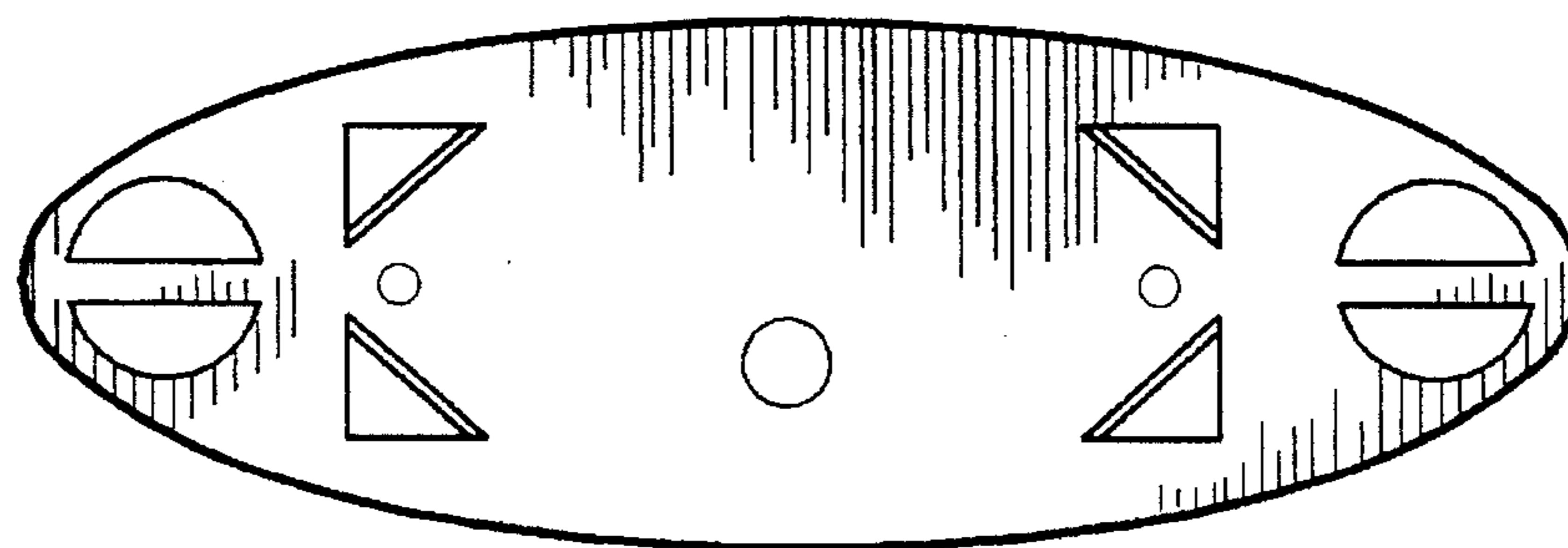


FIG. 2

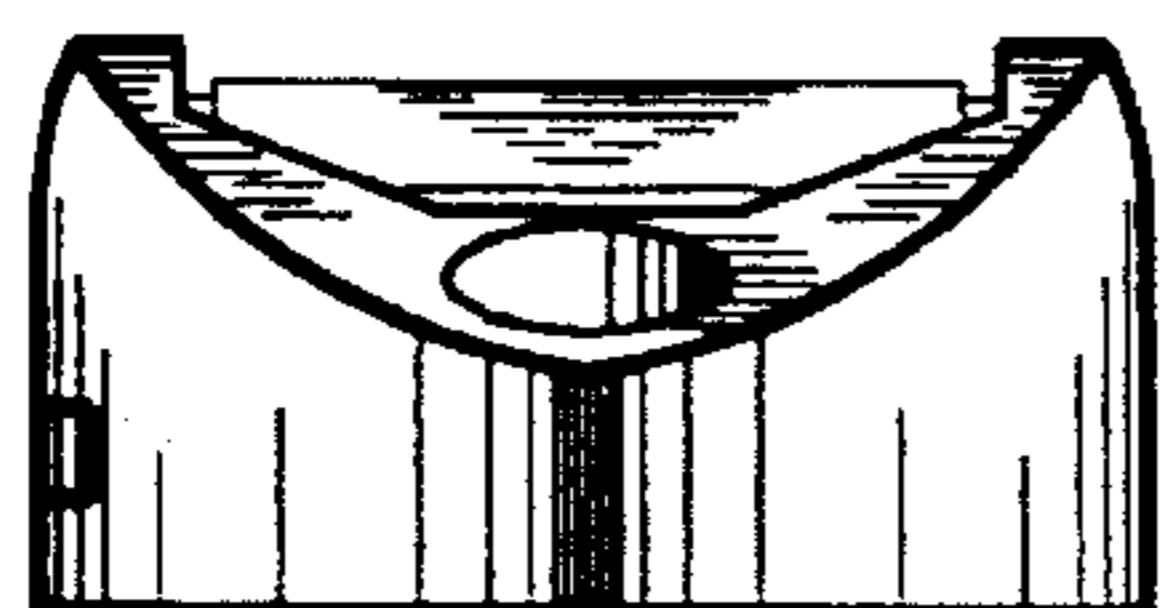


FIG. 3



FIG. 4

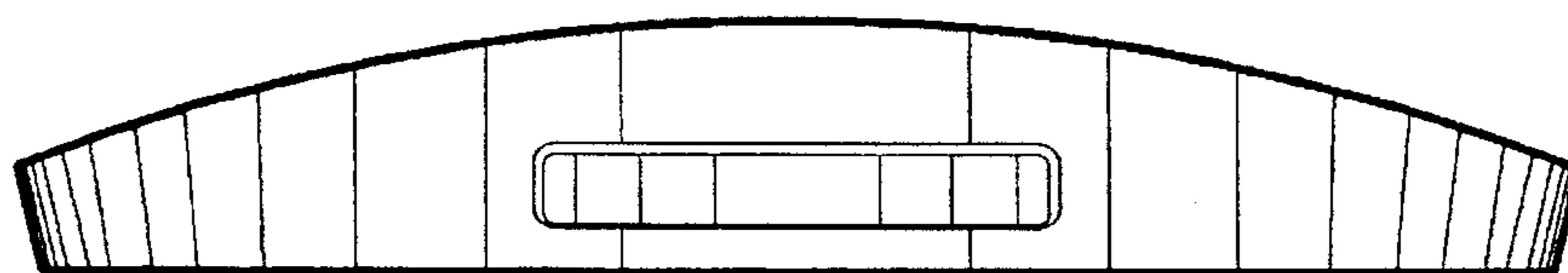


FIG. 5



FIG. 6