



US00D382911S

United States Patent [19]

[11] Patent Number: **Des. 382,911**

Magner et al.

[45] Date of Patent: ****Aug. 26, 1997**

[54] **COMBINED ADHESIVE LABEL STRIP AND CARRIER WEB**

[76] Inventors: **Darrell E. Magner; Kathy L. Magner**, both of R.R. 3, Box 277; **Todd C. Bottem**, R.R. 2, Box 182; **Julie L. Borchardt**, 1318 Arnold Ave. North; **Kent A. Swanson**, Countryside Trailer Ct., #7, all of Thief River Falls, Minn. 56701

[**] Term: **14 Years**

[21] Appl. No.: **50,130**

[22] Filed: **Feb. 9, 1996**

[51] LOC (6) Cl. **19-08**

[52] U.S. Cl. **D20/22**

[58] Field of Search D20/10, 11, 43, D20/44, 22, 27, 40; 40/638, 299, 630, 632, 594, 616, 583, 360; D25/113; 283/101, 81, 74

[56] **References Cited**

PUBLICATIONS

Brochure showing Meto One-Line Labeling Systems, 1 pg (undated).

Brochure showing 1176 System labels, 1 pg (undated).

(Label 1)—Esselte Meto #2600.

(Label 2)—Independent Machine Service #3CQ.

(Label 3)—Esselte Meto #4024.

(Label 4)—Independent Machine Service #M1600.

Primary Examiner—Susan J. Lucas

Assistant Examiner—Jennifer A. Register

Attorney, Agent, or Firm—Mueting, Raasch, Gebhardt & Schwappach, P.A.

[57] **CLAIM**

The ornamental design for a combined adhesive label strip and carrier web, as shown and described.

DESCRIPTION

FIG. 1 is a view in perspective of a combined adhesive label strip and carrier web;

FIG. 2 is a front elevational view thereof;

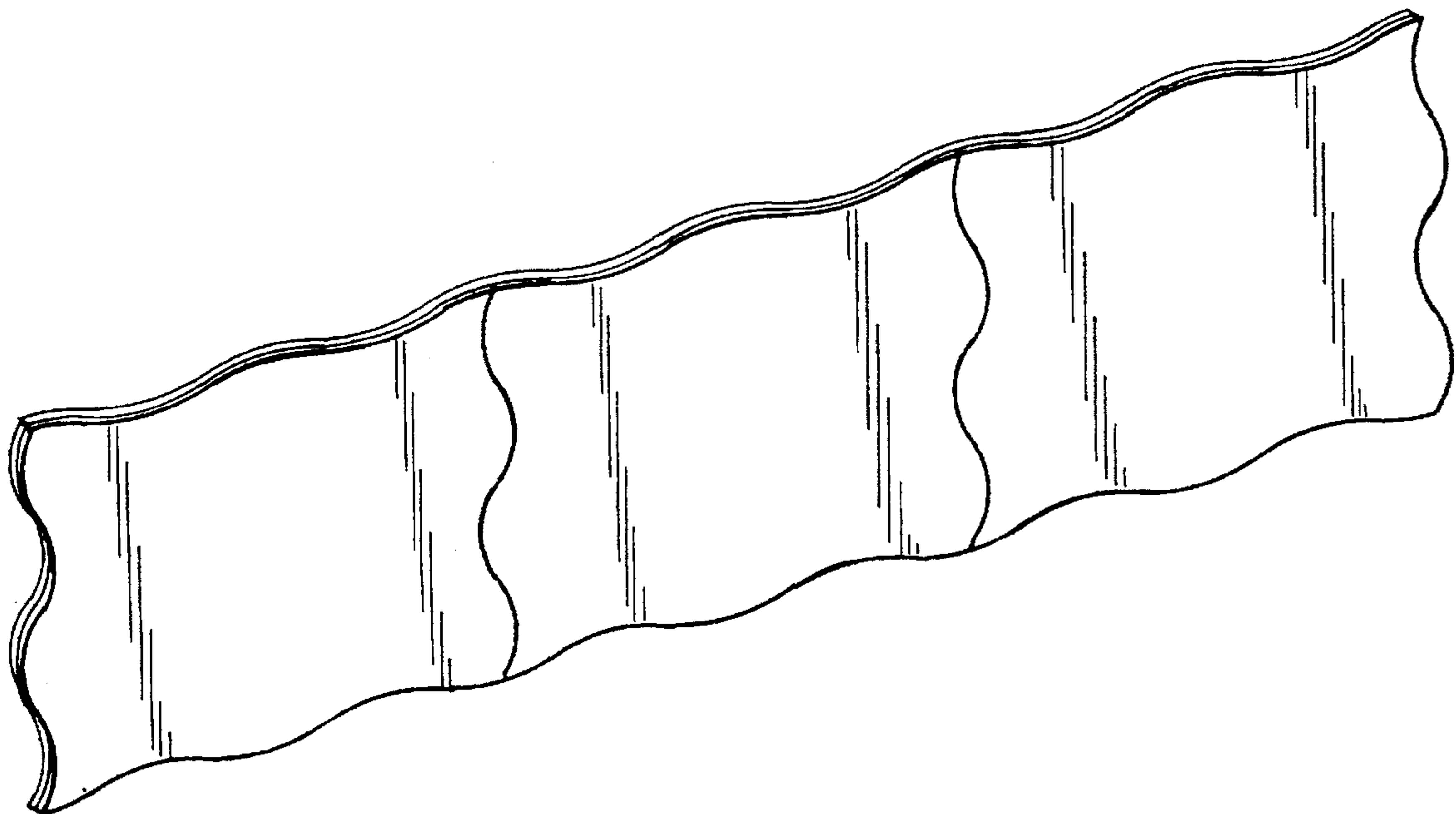
FIG. 3 is an end view thereof with the opposite end being a mirror image;

FIG. 4 is a top plan view thereof;

FIG. 5 is a bottom plan view thereof; and,

FIG. 6 is a rear plan view thereof.

1 Claim, 2 Drawing Sheets



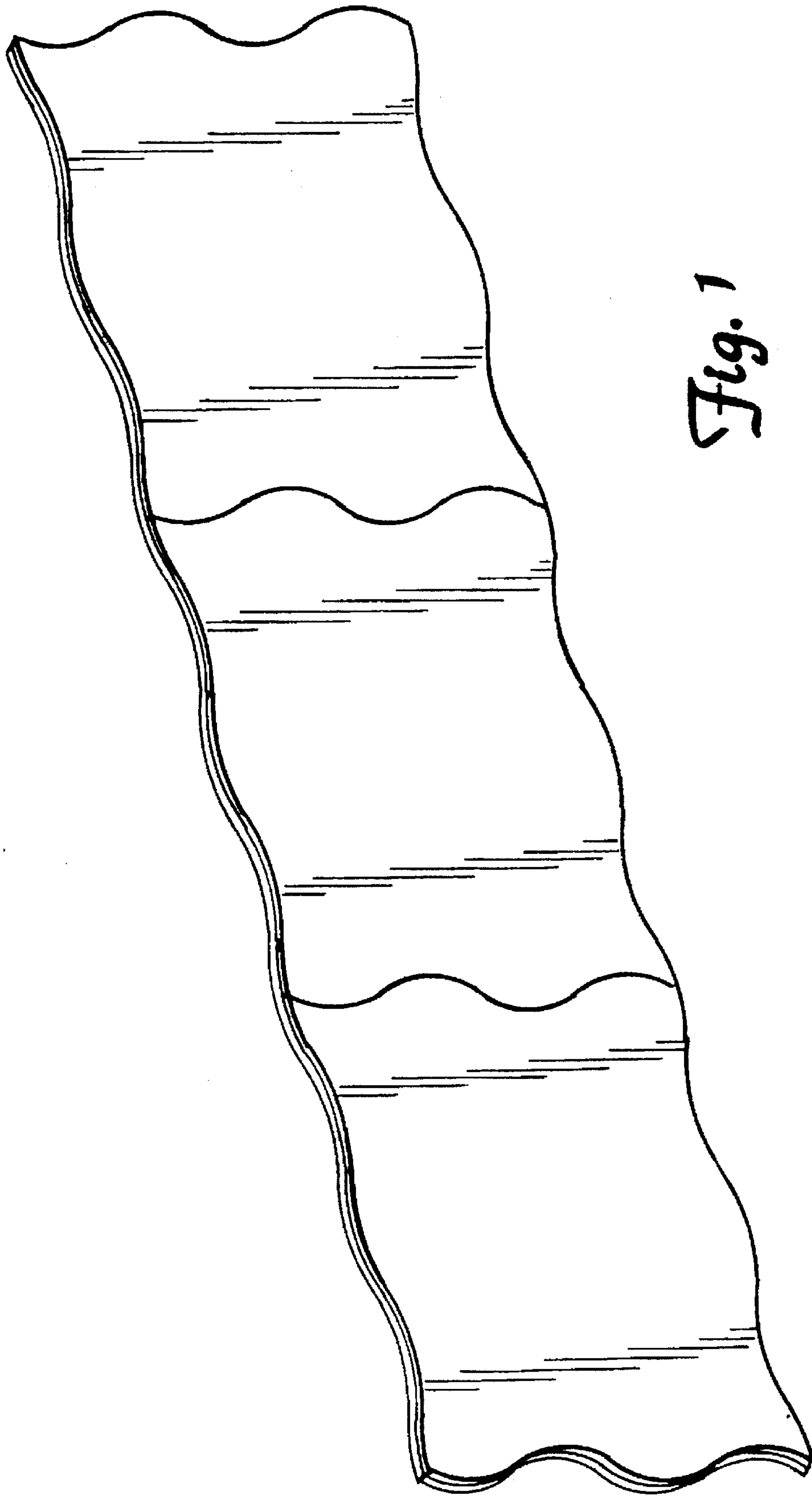


Fig. 1

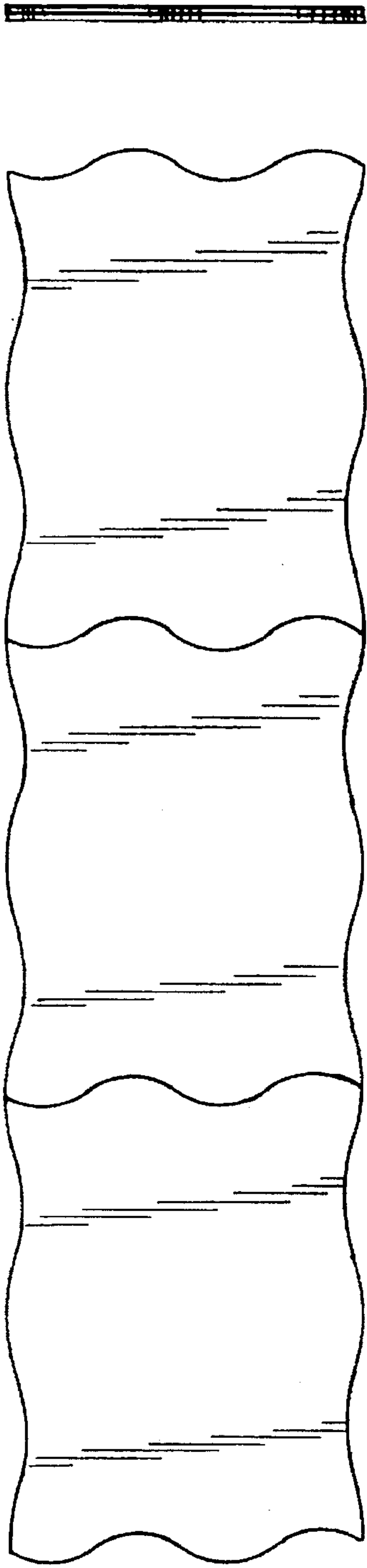


Fig. 2



Fig. 3



Fig. 4



Fig. 5

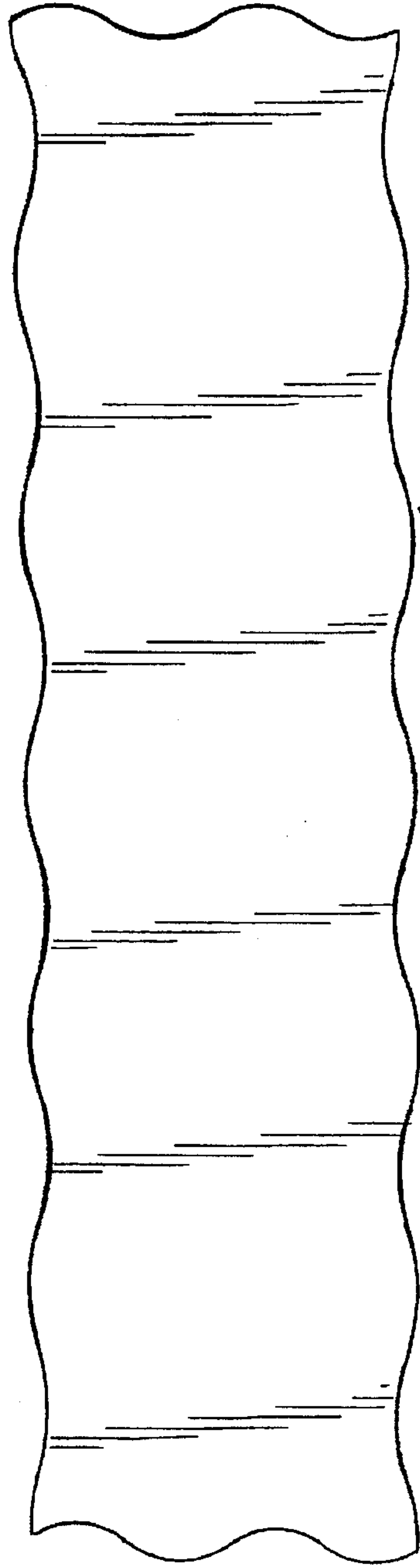


Fig. 6