



US00D382902S

**United States Patent** [19]  
**Feldman**

[11] **Patent Number:** **Des. 382,902**  
[45] **Date of Patent:** **\*\*Aug. 26, 1997**

[54] **UNIT FOR TEACHING DANCING**

5,476,103 12/1995 Nahsner .

[76] **Inventor:** **Stephen R. Feldman**, 666 Fifth Ave.,  
Suite 572, New York, N.Y. 10103

**FOREIGN PATENT DOCUMENTS**

549234 4/1932 Germany ..... 434/250

[\*\*] **Term:** **14 Years**

*Primary Examiner*—Susan J. Lucas  
*Assistant Examiner*—Pamela Burgess  
*Attorney, Agent, or Firm*—Terry M. Gerstein

[21] **Appl. No.:** **53,980**

[22] **Filed:** **May 3, 1996**

[57] **CLAIM**

[51] **LOC (6) Cl.** ..... **19-07**

[52] **U.S. Cl.** ..... **D19/62; D19/59**

[58] **Field of Search** ..... D19/59, 60, 62,  
D19/64; 434/247, 250, 258; D21/13, 14;  
D14/100

The ornamental design for a unit for teaching dancing, as shown and described.

**DESCRIPTION**

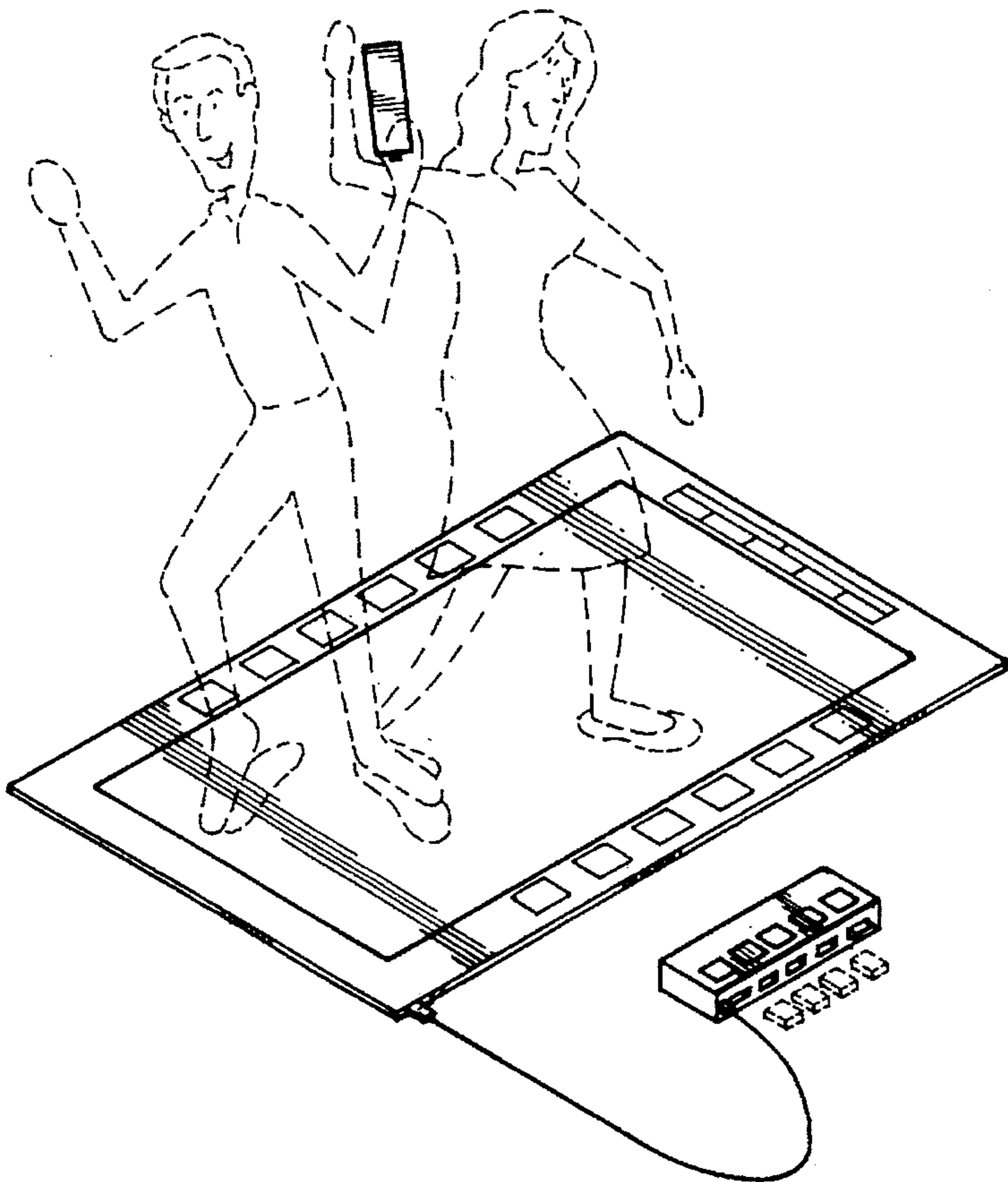
[56] **References Cited**

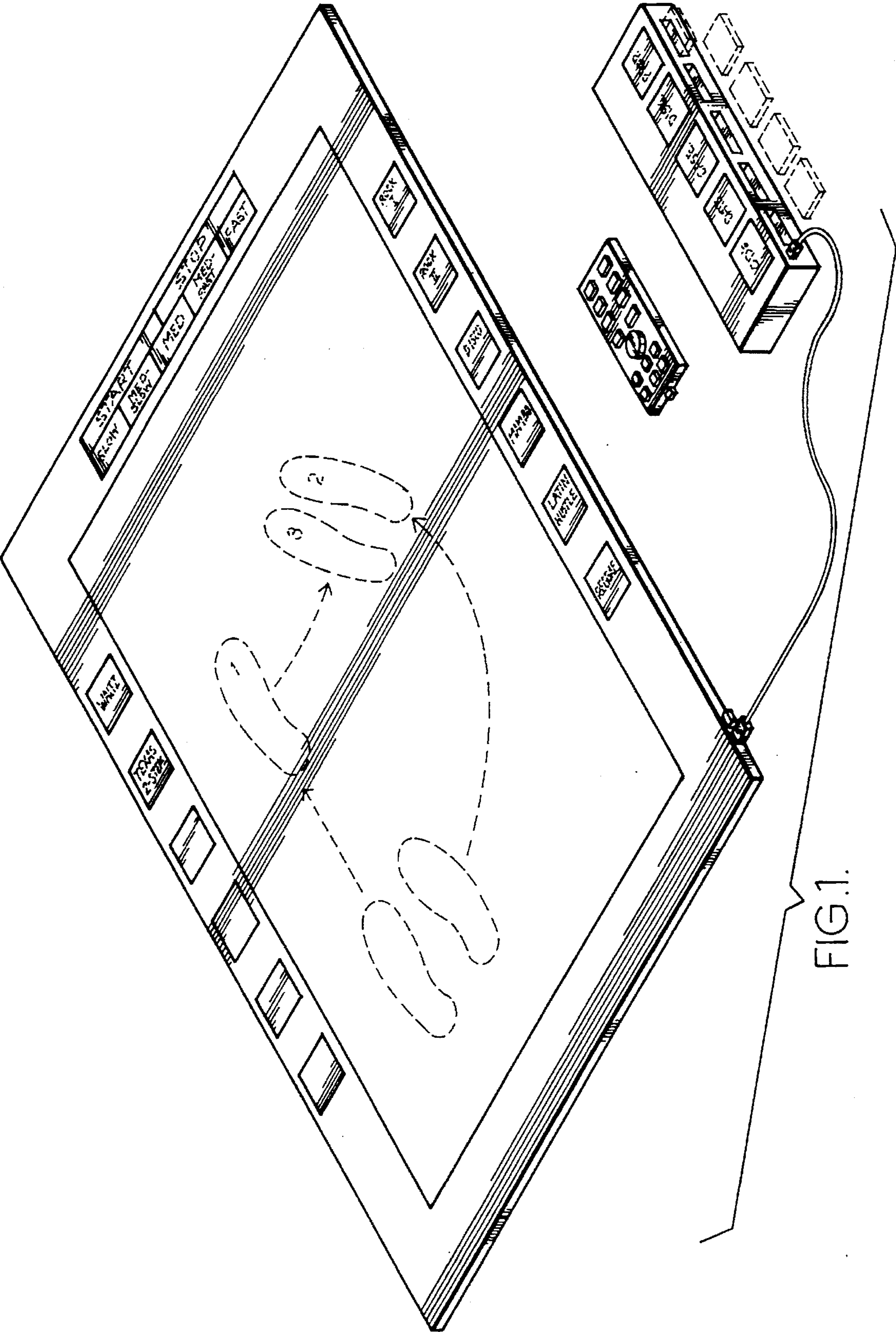
**U.S. PATENT DOCUMENTS**

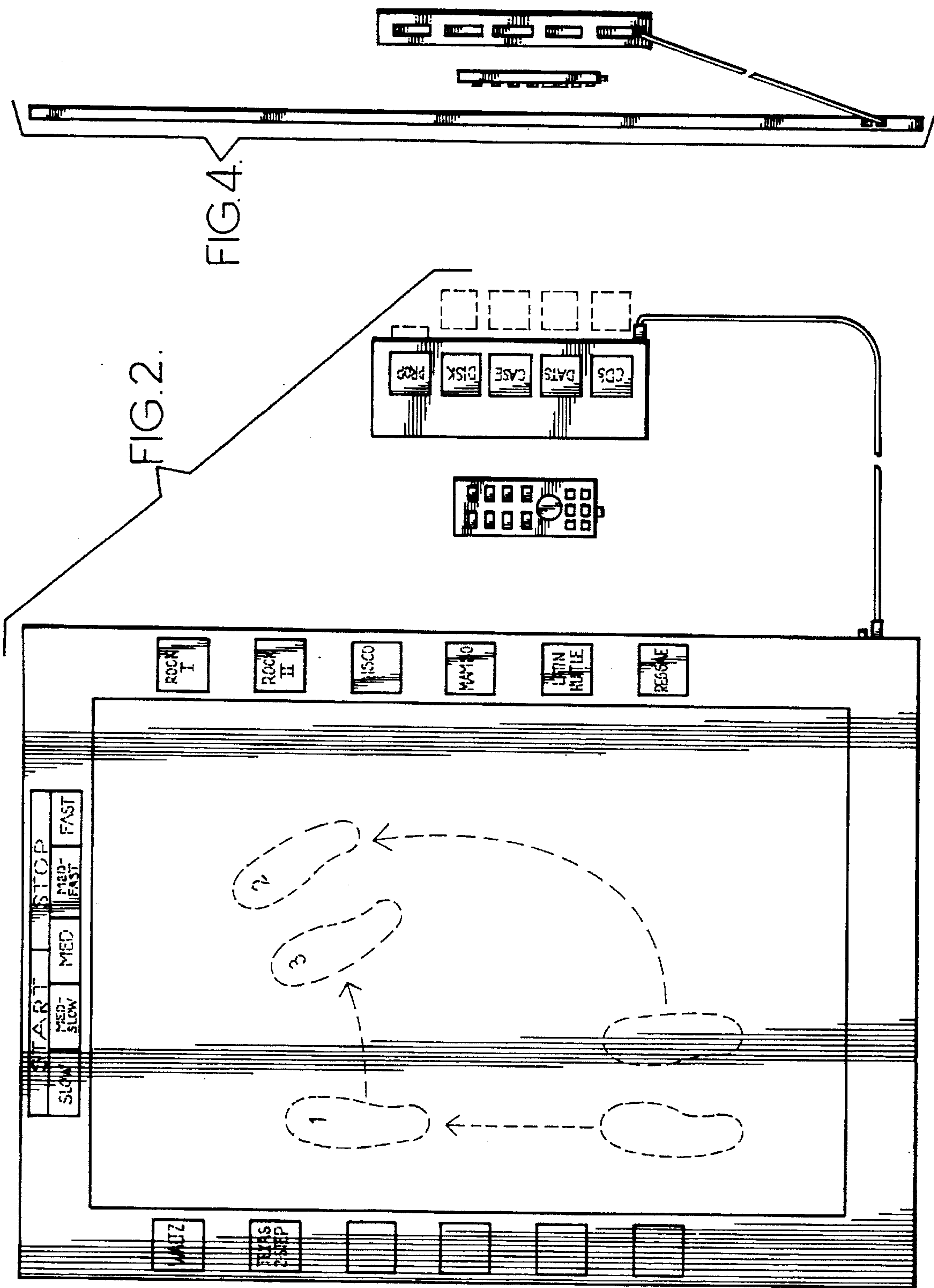
233,482	10/1880	Long	.....	434/250 X
D. 252,029	6/1979	Popeck	.....	D19/59
2,402,109	6/1946	Williams	.	
2,605,557	8/1952	van Deventer	.	
2,837,837	6/1958	Castle	.	
2,871,580	2/1959	Samdahl	.	
2,988,825	6/1961	Wilson	.	
3,233,341	2/1966	Exton	.	
4,304,404	12/1981	Pundt	.....	434/251 X
4,699,375	10/1987	Applebaum	.	
4,720,789	1/1988	Hector	.	
4,955,276	9/1990	Feldman	.	
5,277,675	1/1994	Shifferaw	.	

FIG. 1 is a front, top and side perspective view of the unit for teaching dancing showing my new design, with the remote control and the recorded information player being part of the unit and being shown in full lines to indicate that they are included with the unit;  
FIG. 2 is a top plan view thereof;  
FIG. 3 is a bottom plan view thereof;  
FIG. 4 is a right side elevational view thereof;  
FIG. 5 is a left side elevational view thereof;  
FIG. 6 is a rear elevational view thereof;  
FIG. 7 is a front elevational view thereof; and,  
FIG. 8 is a reduced scale top perspective view thereof.  
The broken lines shown in FIGS. 1, 2 and 8 are for illustrative purposes only and form no part of the claimed design.

**1 Claim, 5 Drawing Sheets**









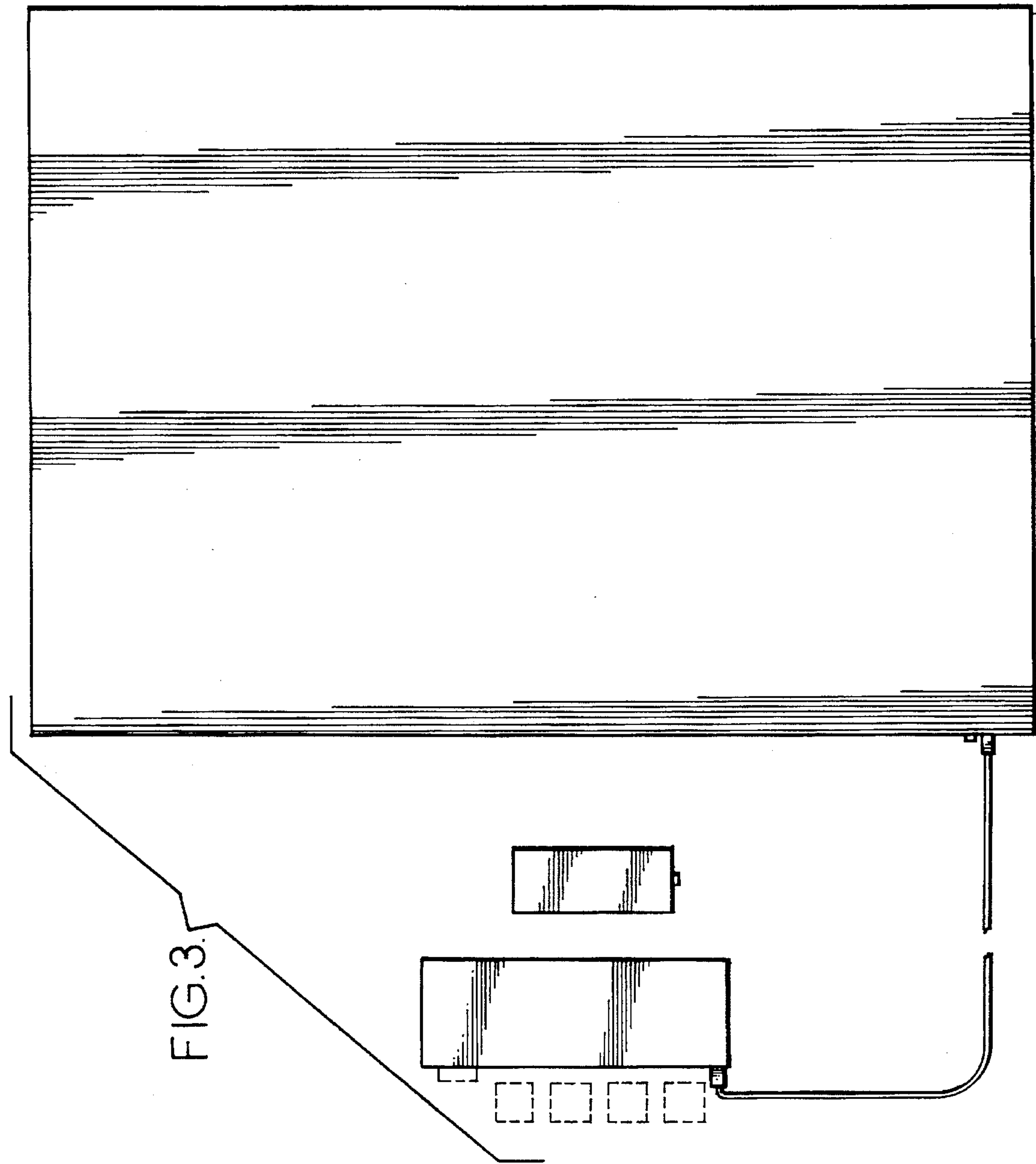
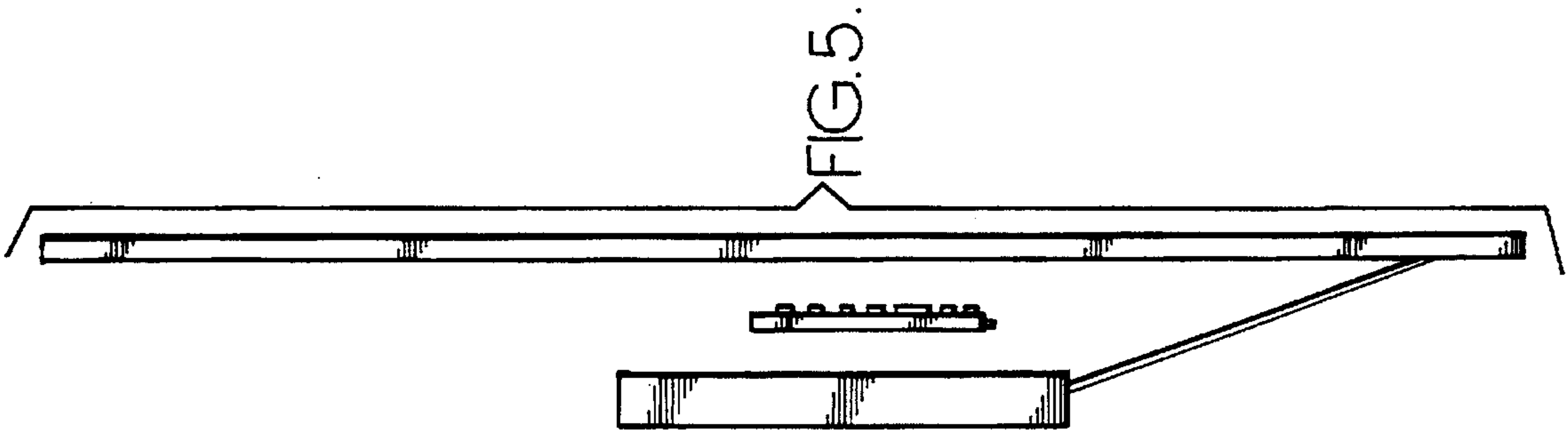


FIG. 7.

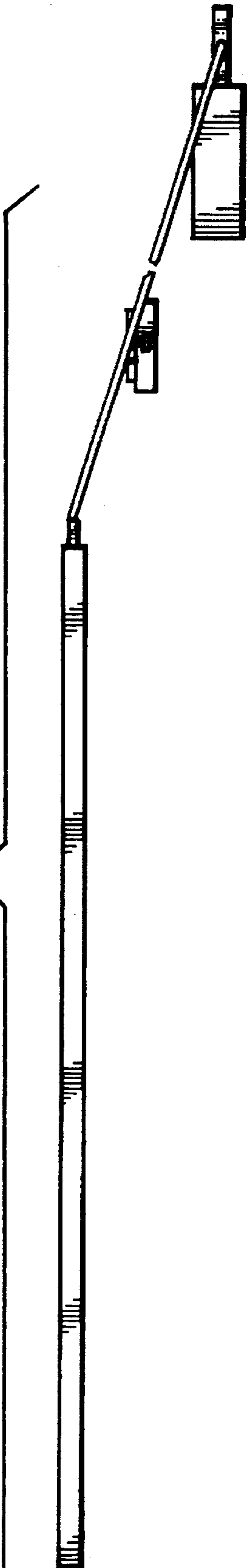


FIG. 6.

