



US00D382900S

United States Patent [19]

Wyant

[11] Patent Number: **Des. 382,900**

[45] Date of Patent: ****Aug. 26, 1997**

[54] **BINDER**

[75] Inventor: **John Wyant**, Dayton, Ohio

[73] Assignee: **The Mead Corporation**, Dayton, Ohio

[**] Term: **14 Years**

[21] Appl. No.: **52,531**

[22] Filed: **Apr. 4, 1996**

[51] LOC (6) CL **19-04**

[52] U.S. Cl. **D19/27; D3/303**

[58] **Field of Search** D19/26, 27, 28,
D19/29, 30, 31; 281/15.1, 19.1, 29; 206/424;
D3/301, 303, 289, 276, 285; 283/64; 402/70;
434/429

[56] **References Cited**

U.S. PATENT DOCUMENTS

- D. 116,977 10/1939 Bellau D3/301
- D. 133,060 7/1942 Jay D19/26
- D. 323,528 1/1992 Anderson D19/27
- D. 338,455 8/1993 Shige D19/27 X
- D. 343,862 2/1994 Wyant D19/26

- D. 352,604 11/1994 Johnson D3/303
- D. 368,489 4/1996 Gray D19/26
- 3,658,365 4/1972 Greubel 434/429 X

Primary Examiner—Susan J. Lucas
Assistant Examiner—Pamela Burgess
Attorney, Agent, or Firm—Thompson Hine & Flory LLP

[57] **CLAIM**

The ornamental design for a binder, as shown and described.

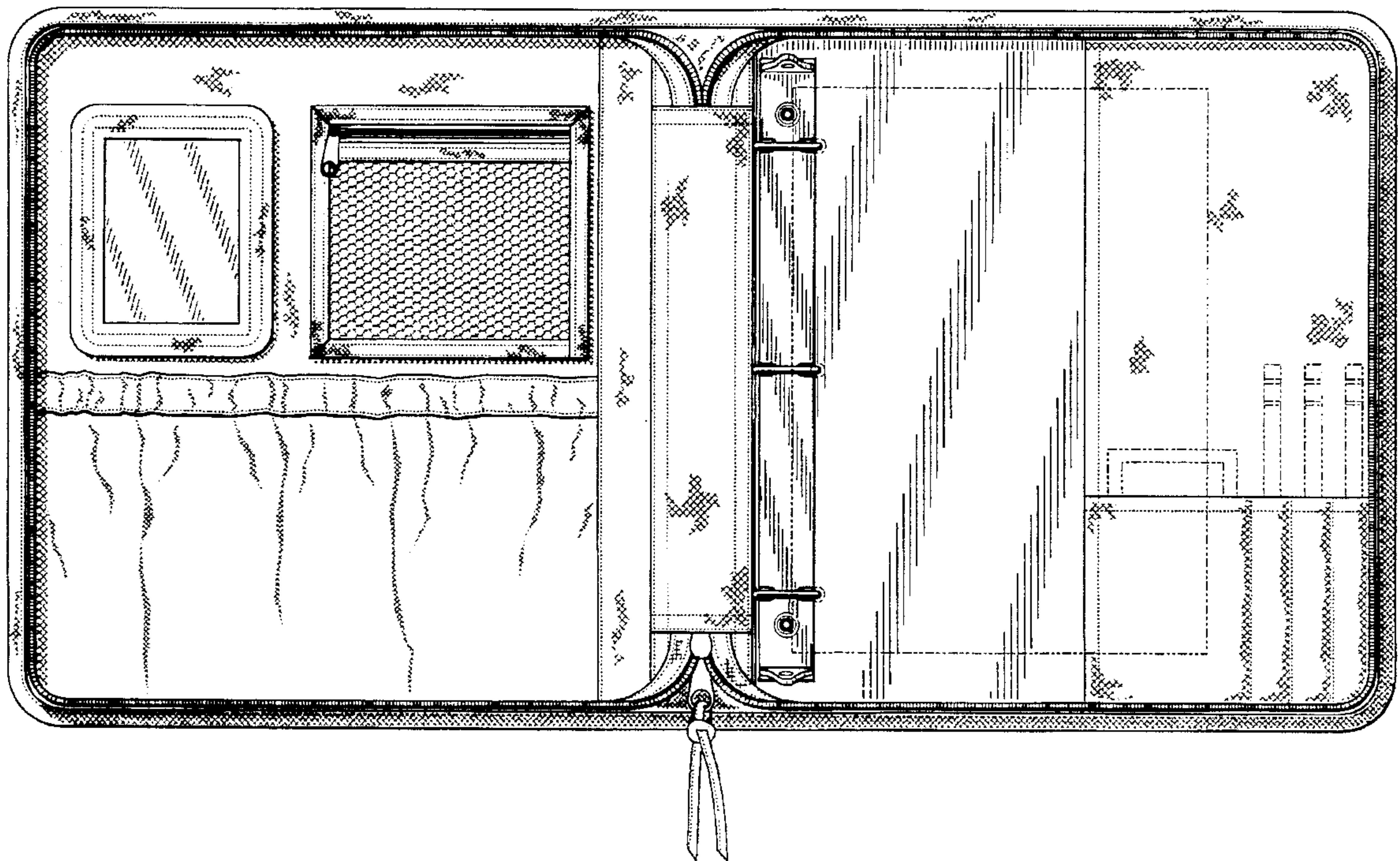
DESCRIPTION

FIG. 1 is a top plan view of my new binder, the binder being in a fully opened condition, with loose-leaf paper, pencils and a calculator being shown in phantom for illustrative purposes only and forming no part of the claimed design; FIG. 2 is a bottom plan view thereof, the broken lines showing a rectangular feature on the lower right corner are for illustrative purposes only and form no part of the claimed design;

FIG. 3 is a front elevational view thereof, the undisclosed rear being a mirror image; and,

FIG. 4 is a left side elevational view thereof, the undisclosed right side elevational view being a mirror image.

1 Claim, 3 Drawing Sheets



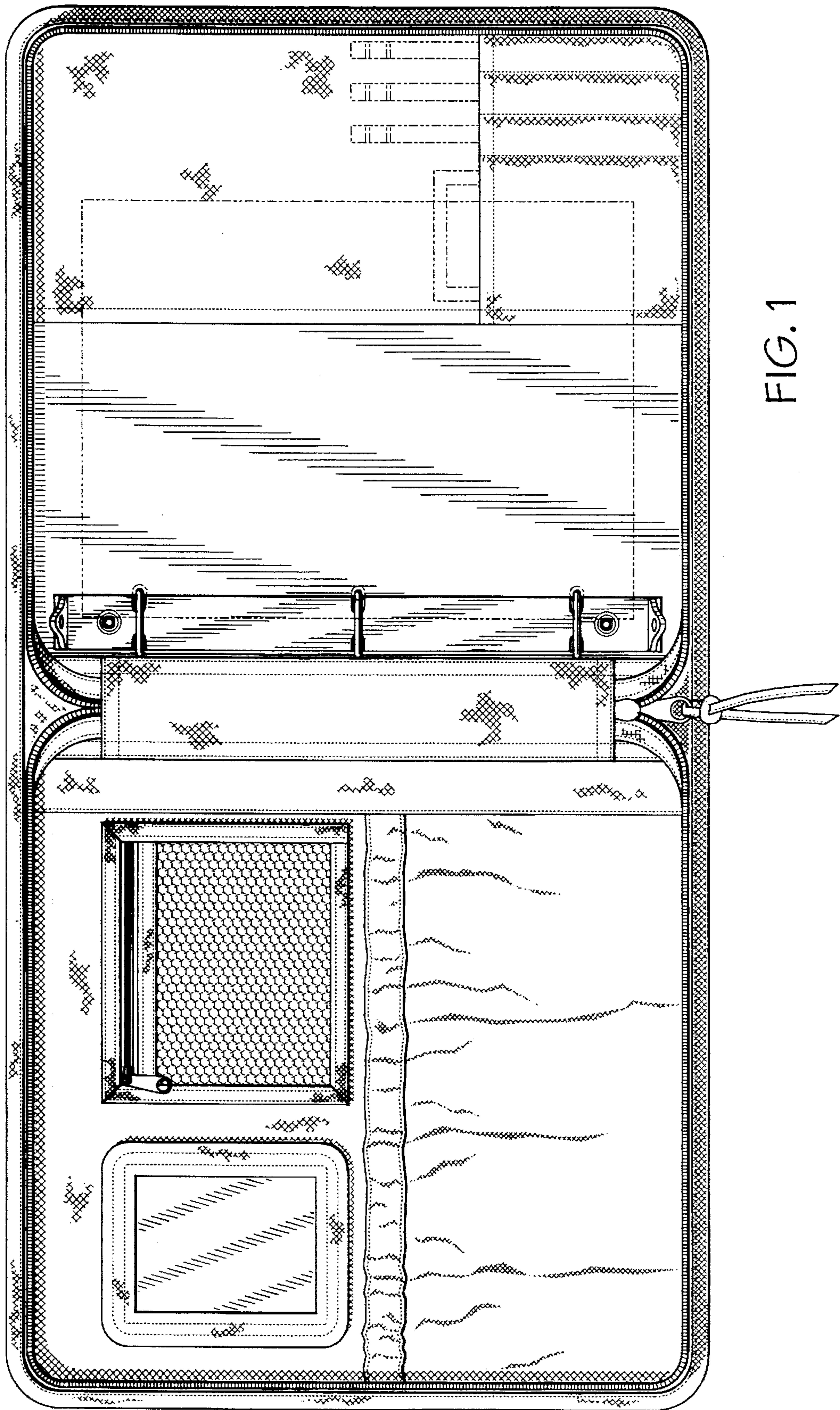


FIG. 1

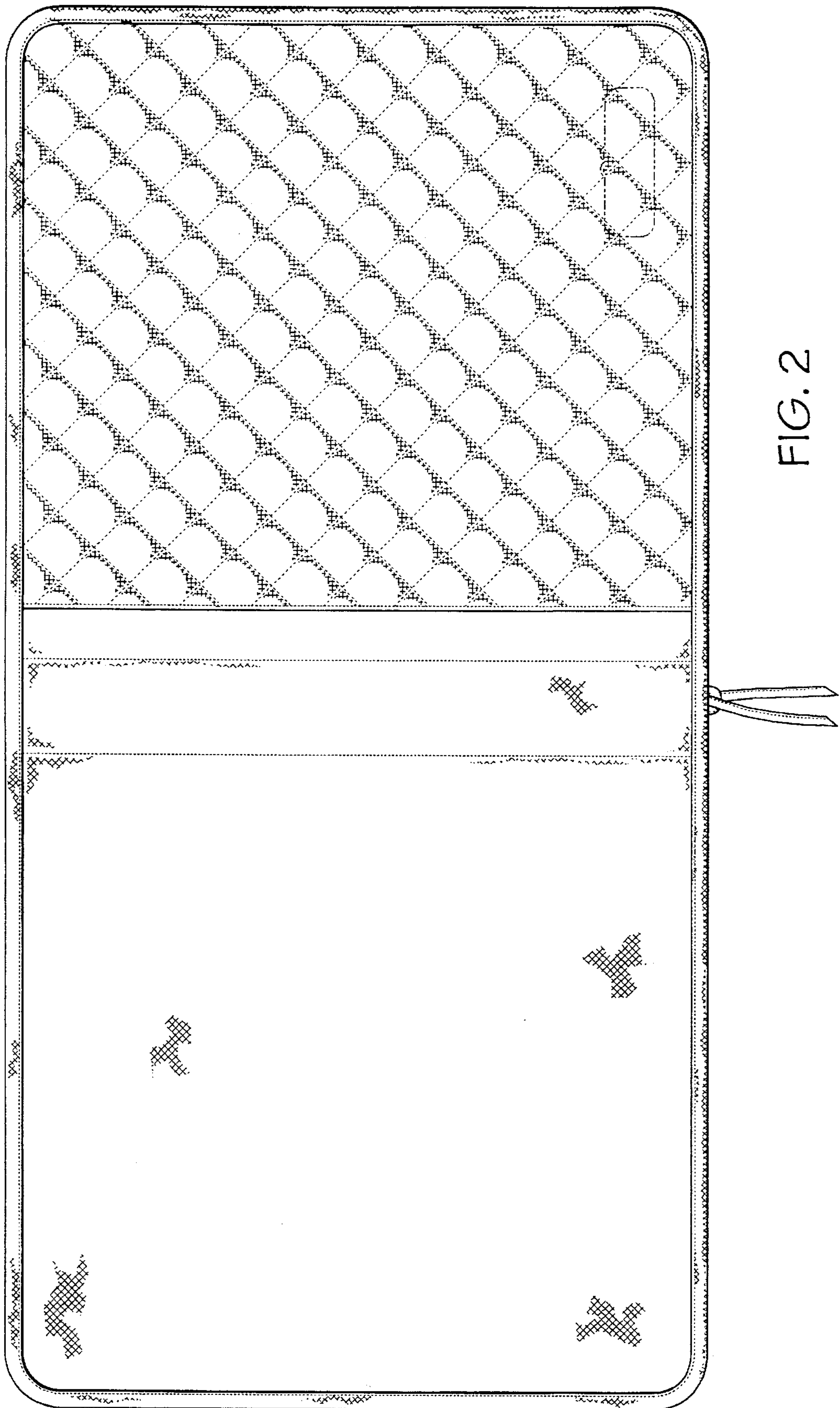


FIG. 2

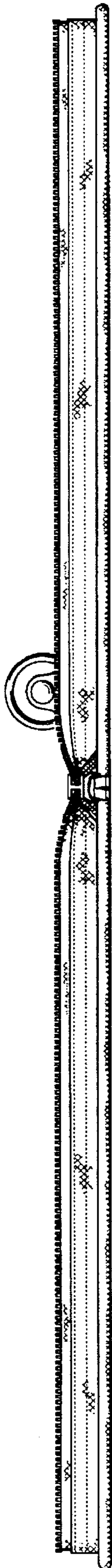


FIG. 3

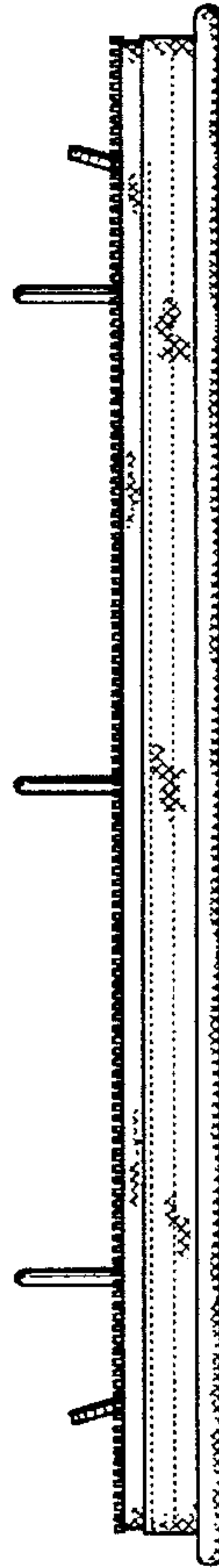


FIG. 4