



US00D382880S

United States Patent [19]
Cienkus et al.

[11] **Patent Number: Des. 382,880**
[45] **Date of Patent: **Aug. 26, 1997**

[54] **FRONT PANEL FOR MESSAGING EQUIPMENT**
[75] Inventors: **Matthew D. Cienkus; William A. Gilbert**, both of Fort Worth, Tex.
[73] Assignee: **Motorola, Inc.**, Schaumburg, Ill.
[**] Term: **14 Years**
[21] Appl. No.: **56,778**
[22] Filed: **Jul. 9, 1996**
[51] **LOC (6) Cl.** **14-03**
[52] **U.S. Cl.** **D14/240; D13/177; D14/257**
[58] **Field of Search** D13/162, 164, D13/177, 110; D14/140, 142, 240, 257, 141, 241, 100, 107; 361/600, 724, 627, 728; 379/419, 420, 428, 440; 455/90, 29, 100, 299, 89

D. 353,810 12/1994 Pullman et al. D14/142
D. 355,197 2/1995 Farinelli et al. D14/257
D. 357,461 4/1995 Zaplatynsky et al. D13/177
D. 358,106 5/1995 Zaplatynsky et al. D13/177
D. 360,419 7/1995 Weber et al. D14/240
D. 366,246 1/1996 Simek et al. D13/177
D. 373,589 9/1996 Peterson et al. D14/257
3,517,266 6/1970 Yoda et al. 361/724
5,323,454 6/1994 Shay et al. 361/600 X

Primary Examiner—Jeffrey Asch
Attorney, Agent, or Firm—Charles W. Bethards

[57] **CLAIM**

The ornamental design for a “front panel for messaging equipment”, as shown and described.

DESCRIPTION

FIG. 1 is a bottom side elevational view of a “front panel for messaging equipment” showing our new design; FIG. 2 is a front side elevational view thereof; FIG. 3 is a top side elevational view thereof; FIG. 4 is a rear side elevational view thereof; FIG. 5 is a left side elevational view thereof; FIG. 6 is a right side elevational view thereof; and, FIG. 7 is a front, right bottom perspective view thereof.

1 Claim, 2 Drawing Sheets

[56] **References Cited**
U.S. PATENT DOCUMENTS
D. 333,655 3/1993 Weber D13/164
D. 334,561 4/1993 Crater et al. D13/162
D. 337,304 7/1993 Lubbe et al. D13/110

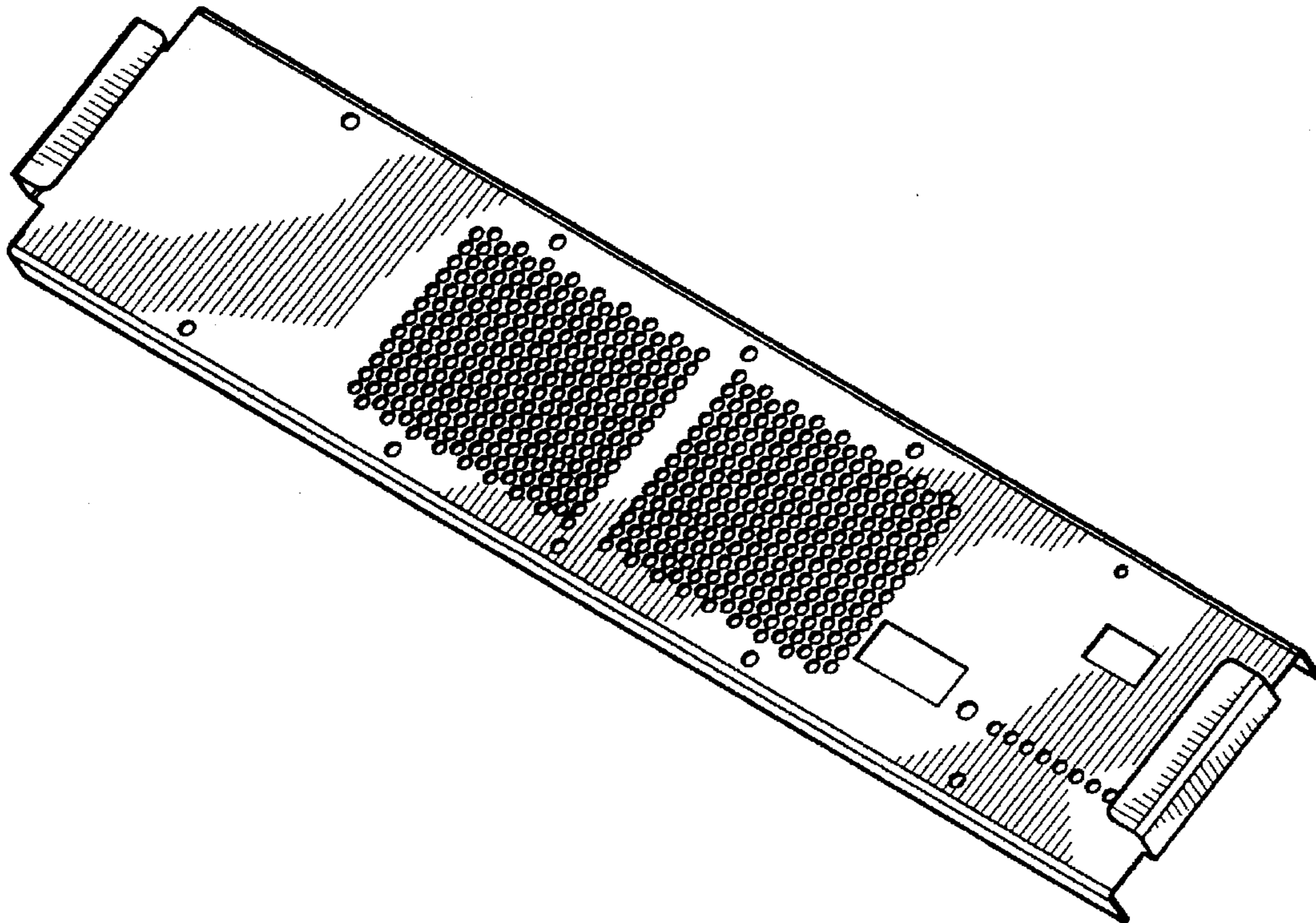




FIG. 1

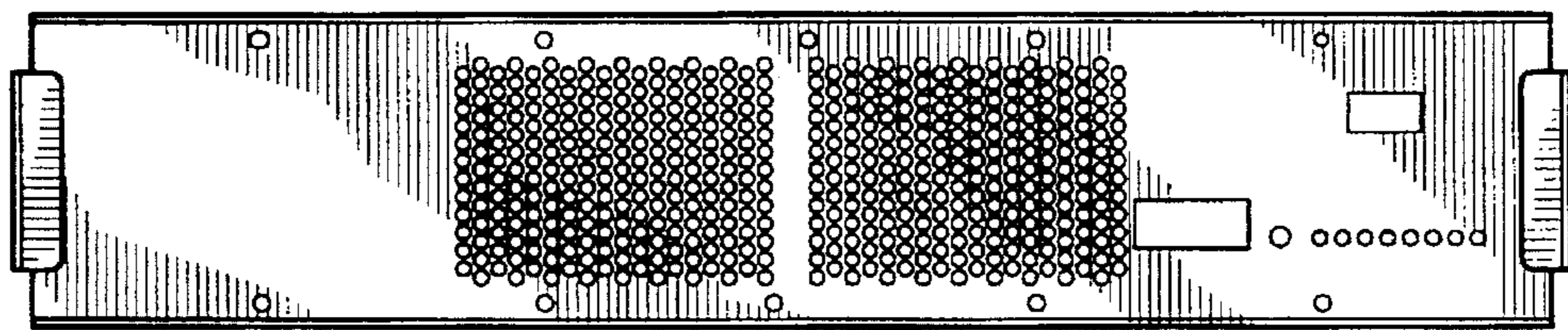


FIG. 2



FIG. 3

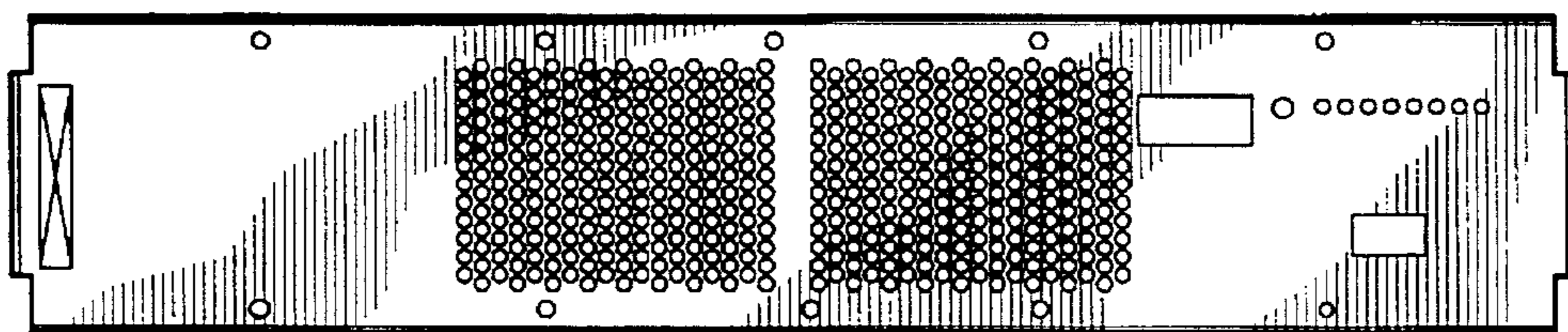


FIG. 4



FIG. 5



FIG. 6

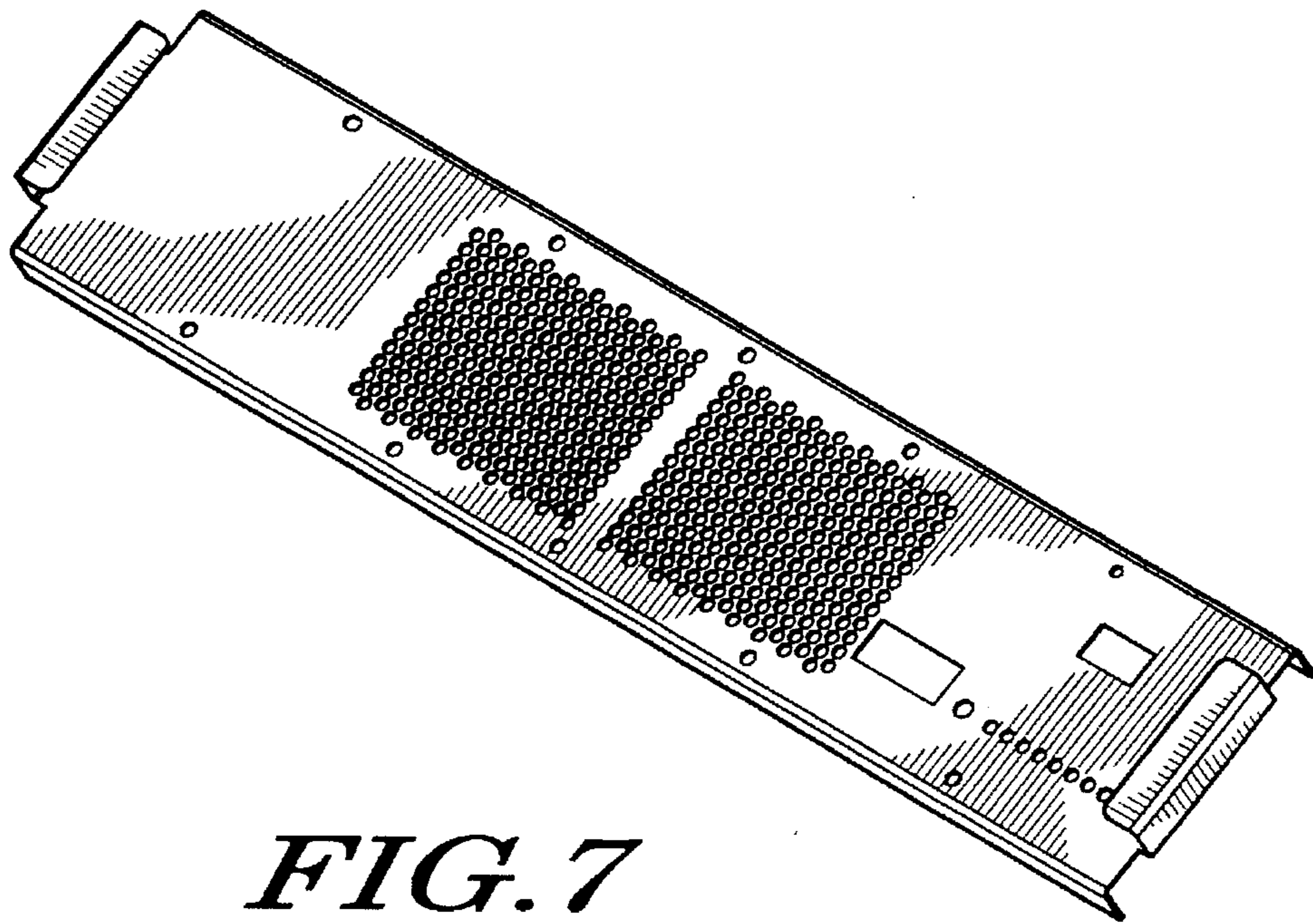


FIG. 7