



US00D382878S

United States Patent [19] Erlin

[11] Patent Number: Des. 382,878
[45] Date of Patent: **Aug. 26, 1997

[54] TELEVISION REMOTE CONTROL UNIT WITH BUILT-IN CREDIT CARD READER

5,334,824 8/1994 Martinez 235/380
5,386,106 1/1995 Kumar 235/472

[75] Inventor: Dan Erlin, Redwood City, Calif.
[73] Assignee: FCA Corporation, San Carlos, Calif.
[**] Term: 14 Years

OTHER PUBLICATIONS

Audio Video International Jan. 1994 p. 35 Pioneer remote control.
Video Magazine Sep. 1994, p. 40 Crystal One remote control.
Video Magazine Sep. 1994 p. 51 Gemini's Smart 15.

[21] Appl. No.: 44,940
[22] Filed: Oct. 3, 1995

Primary Examiner—Sandra L. Morris
Attorney, Agent, or Firm—Trial and Technology Law Group

[51] LOC (6) Cl. 14-03
[52] U.S. Cl. D14/218; D14/100
[58] Field of Search D10/104, 106; D13/168; D14/217, 218, 299, 100, 105; 348/734; 455/151.1-151.4, 352-355; 235/380, 470, 472, 482

[57] CLAIM

The ornamental design for a television remote control unit with built-in credit card reader, as shown.

DESCRIPTION

[56] References Cited

U.S. PATENT DOCUMENTS

D. 298,325	11/1988	Isozaki et al.	D14/100
D. 312,628	12/1990	Yokoi et al.	D14/100
D. 342,070	12/1993	Takama	D14/218
D. 363,486	10/1995	Shinohara et al.	D14/218
D. 363,720	10/1995	Lagohm	D14/218
D. 364,391	11/1995	Drugge	D14/100
5,321,243	6/1994	Groves et al.	D14/105

FIG. 1 is a perspective view of a television remote control unit with built-in credit card reader, showing my new design; FIG. 2 is a top plan view thereof; FIG. 3 is a bottom plan view thereof; FIG. 4 is a front elevation view thereof; FIG. 5 is a right side elevation view thereof; FIG. 6 is a left side elevation view thereof; and, FIG. 7 is a back elevation view thereof.

1 Claim, 3 Drawing Sheets

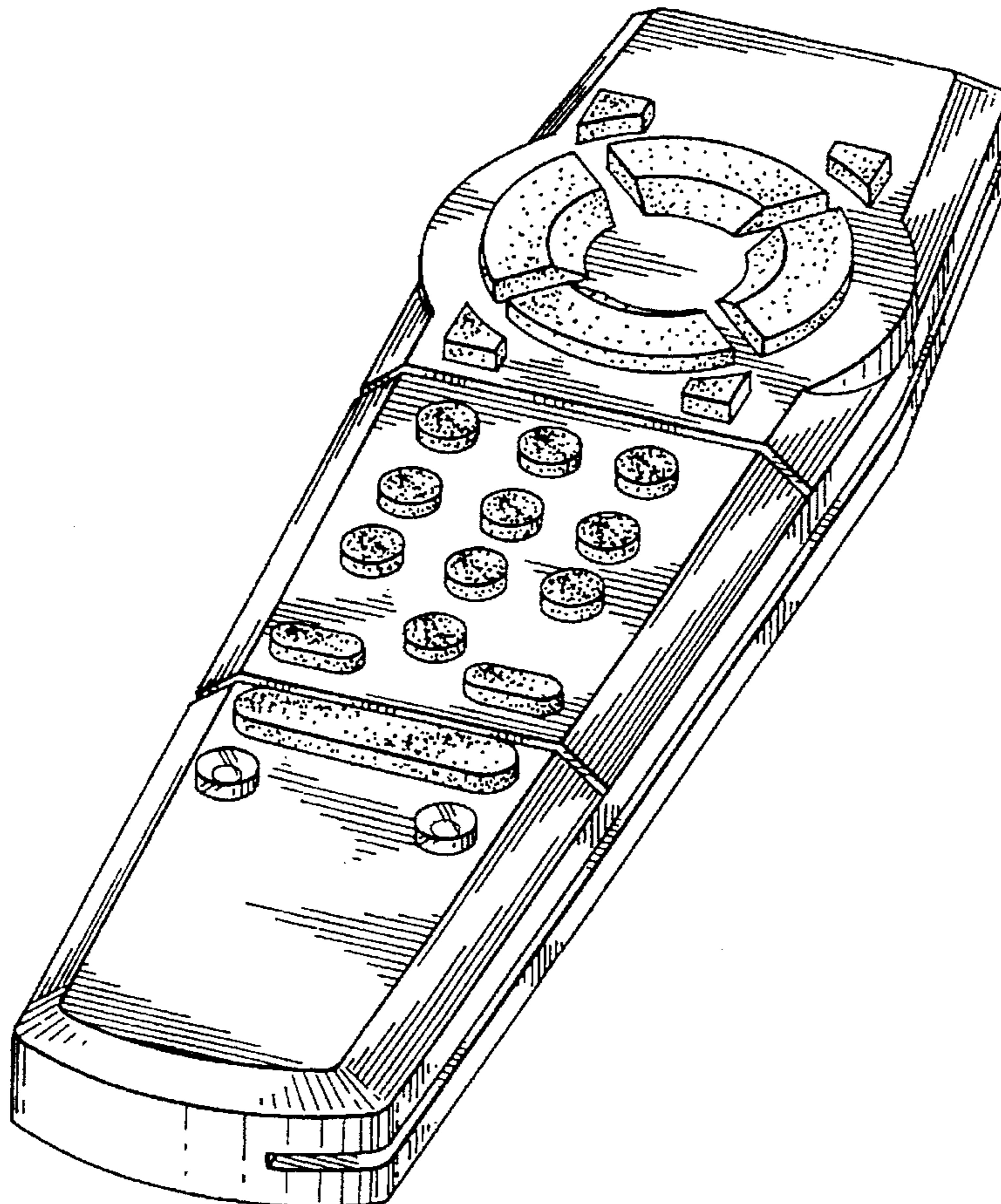


FIG. 1

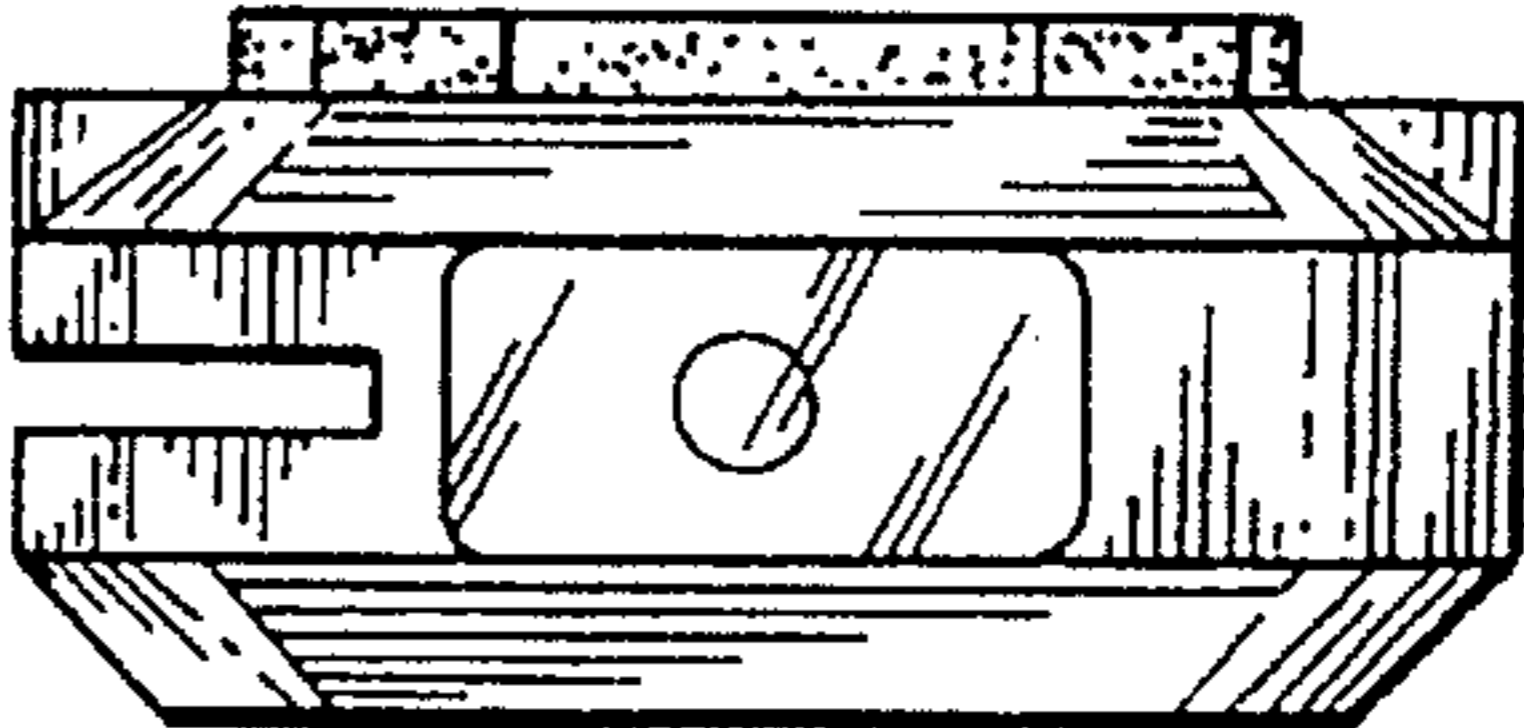
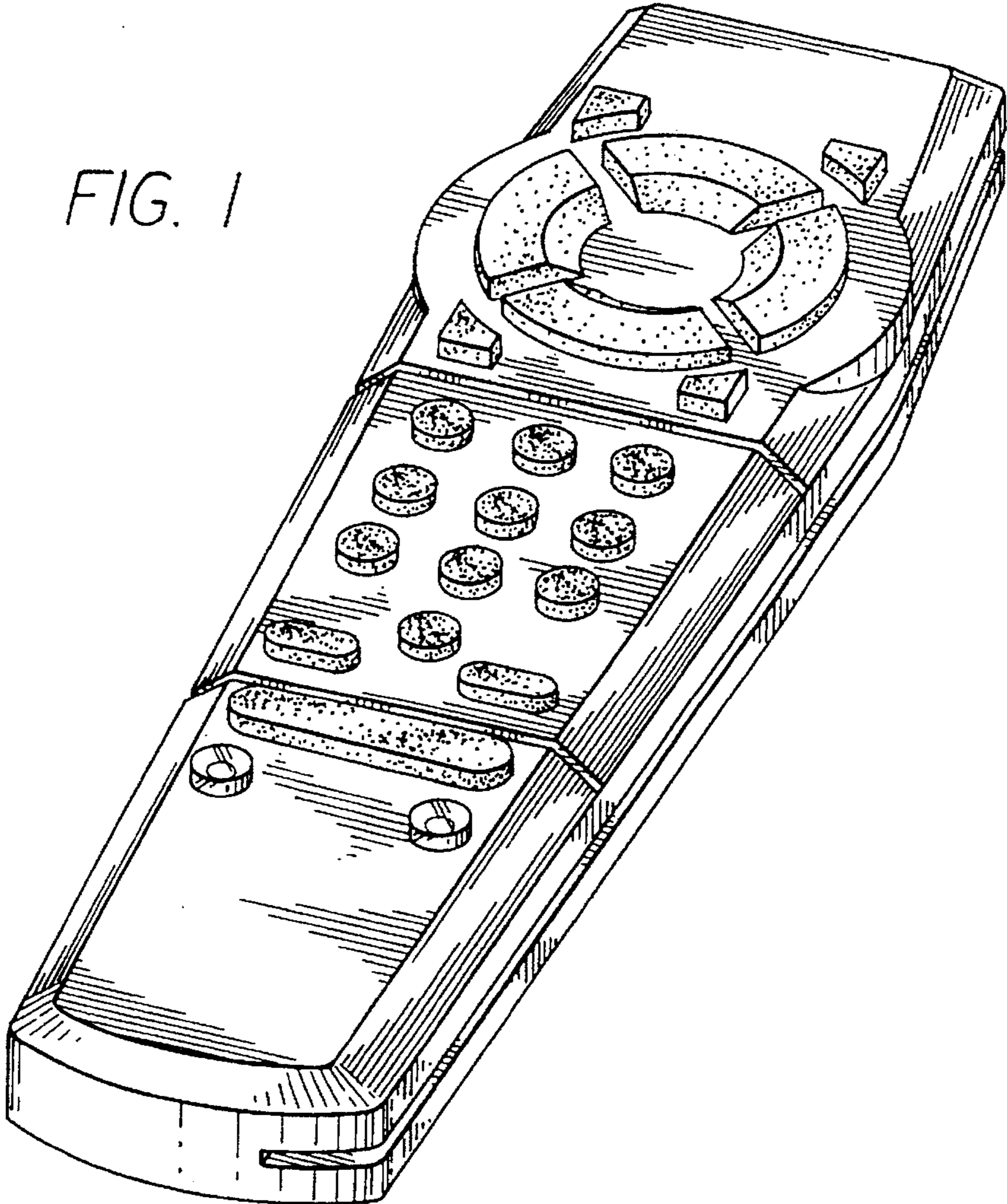


FIG. 2




FIG. 3




FIG. 4

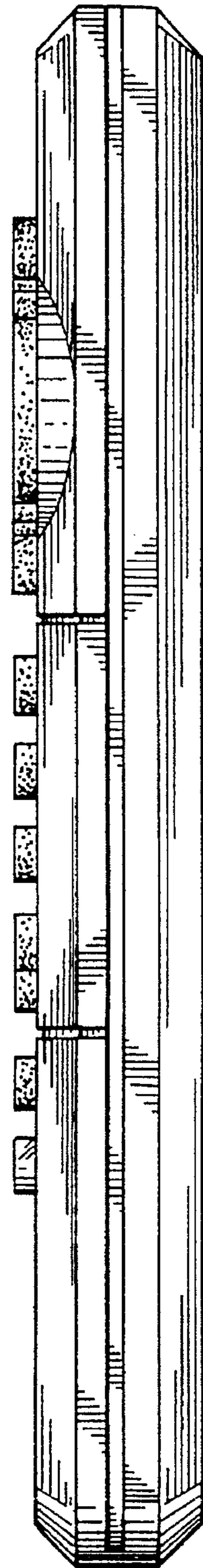


FIG. 5

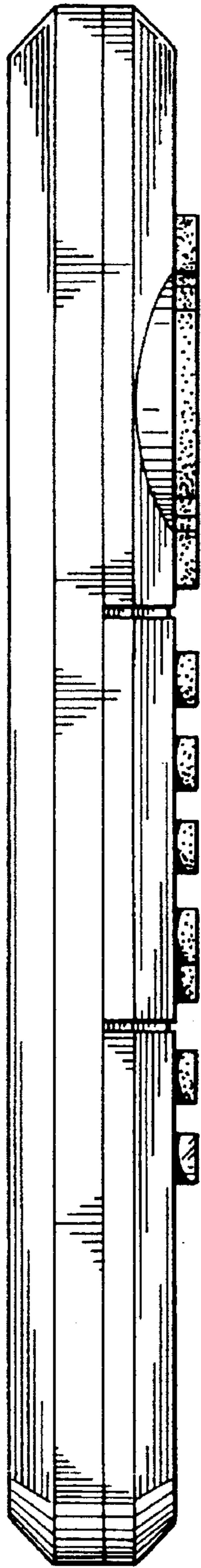


FIG. 6

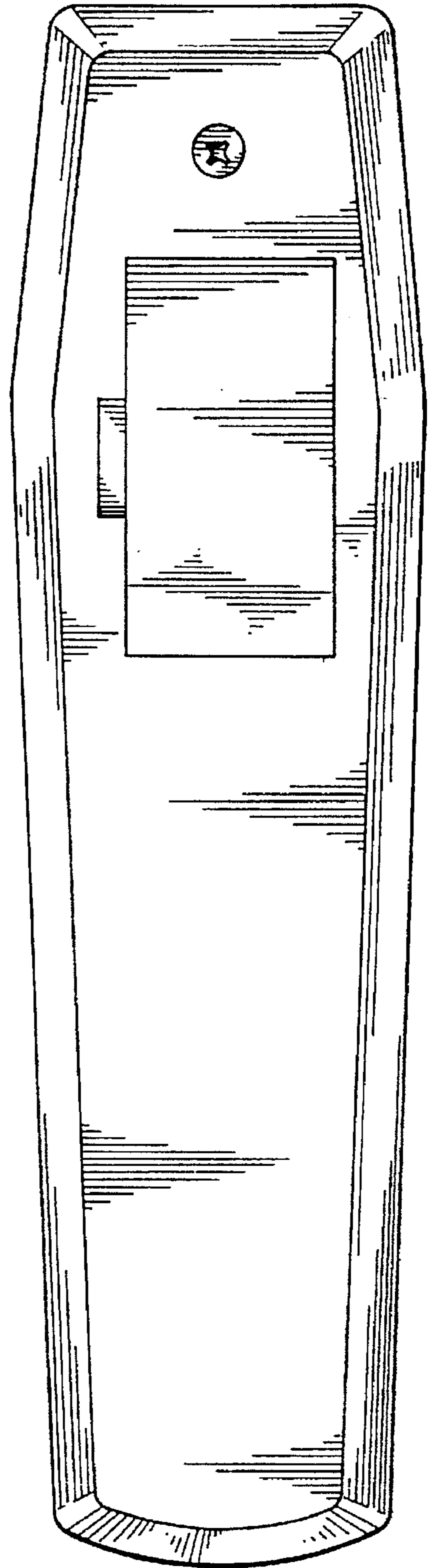


FIG. 7