



US00D382875S

**United States Patent** [19]  
**McNeil**

[11] **Patent Number: Des. 382,875**

[45] **Date of Patent: \*\*Aug. 26, 1997**

[54] **TELEPHONE**

[76] **Inventor: George O. McNeil, 6707 Moss Oaks, Houston, Tex. 77050**

[\*\*] **Term: 14 Years**

[21] **Appl. No.: 56,449**

[22] **Filed: Jun. 28, 1996**

[51] **LOC (6) Cl. .... 14-03**

[52] **U.S. Cl. .... D14/143**

[58] **Field of Search** ..... D14/140, 142, D14/143, 150; 379/419, 420, 428, 440, 434-436; D21/111, 171, 177, 166, 27; D11/131

[56] **References Cited**

**U.S. PATENT DOCUMENTS**

- D. 257,446 10/1980 Matsumoto ..... D21/27
- D. 262,024 11/1981 Thomas ..... D14/143
- D. 265,197 6/1982 Jones ..... D14/143
- D. 267,891 2/1983 Hailey ..... D21/27
- D. 285,581 9/1986 Adolph ..... D21/177 X

- D. 291,562 8/1987 Lee ..... D14/53
- D. 311,186 10/1990 Kingery ..... D14/143
- D. 319,640 9/1991 Goralski ..... D14/143
- D. 321,846 11/1991 Nys ..... D11/131 X
- D. 341,139 11/1993 Brown ..... D14/143
- D. 364,619 11/1995 Kilo ..... D14/143

*Primary Examiner*—Jeffrey Asch  
*Attorney, Agent, or Firm*—Joseph N. Breaux


[57] **CLAIM**

The ornamental design for a telephone, as shown.

**DESCRIPTION**

FIG. 1 is a perspective view of my telephone design; FIG. 2 is a first side plan view of my telephone design; FIG. 3 is a second side plan view of my telephone design; FIG. 4 is a back side plan view of my telephone design; FIG. 5 is a front side plan view of my telephone design; FIG. 6 is a top plan view of my telephone design; and, FIG. 7 is an underside plan view of my telephone design.

**1 Claim, 4 Drawing Sheets**



*FIG. 1*

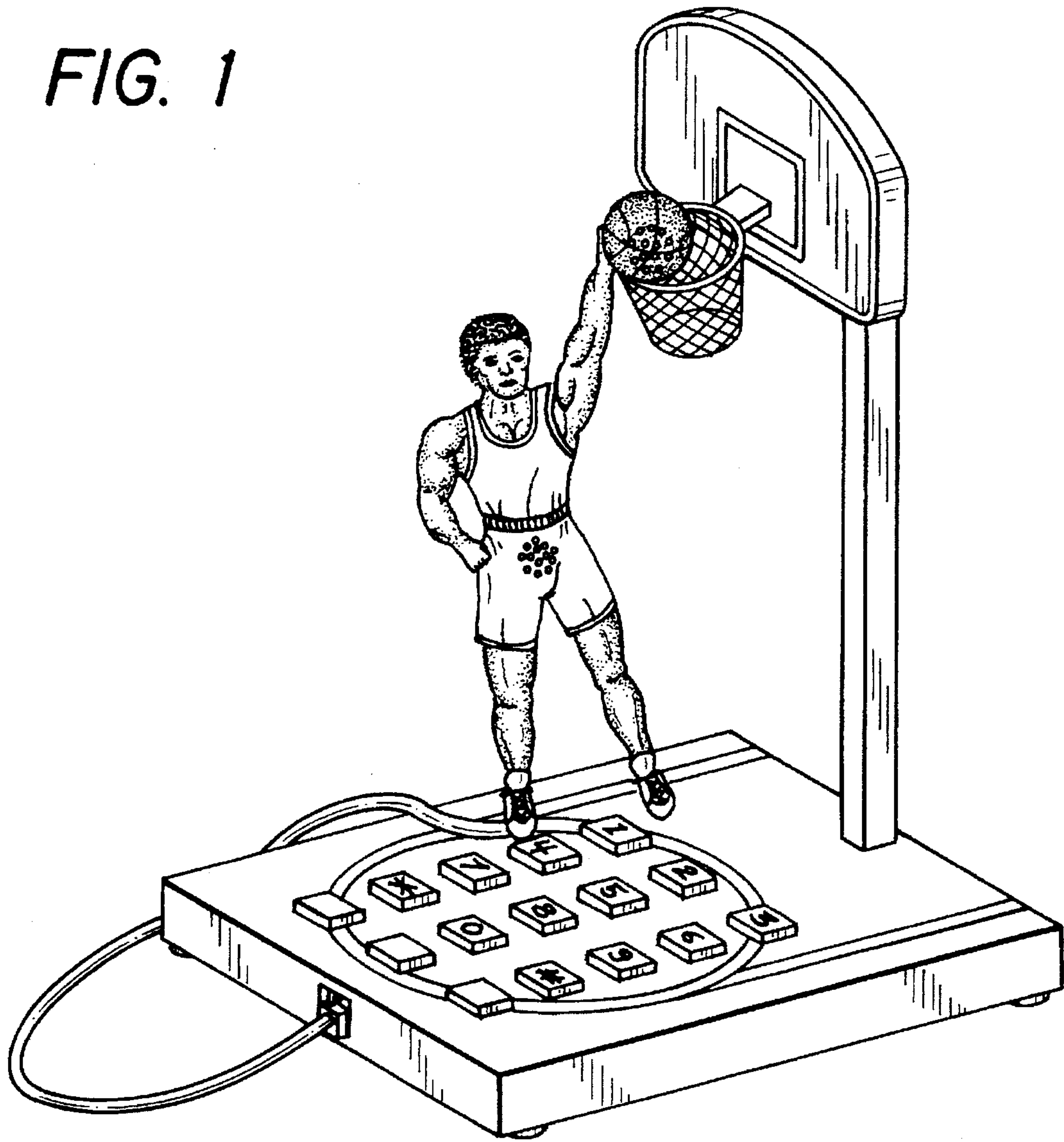


FIG. 2




FIG. 3




FIG. 4

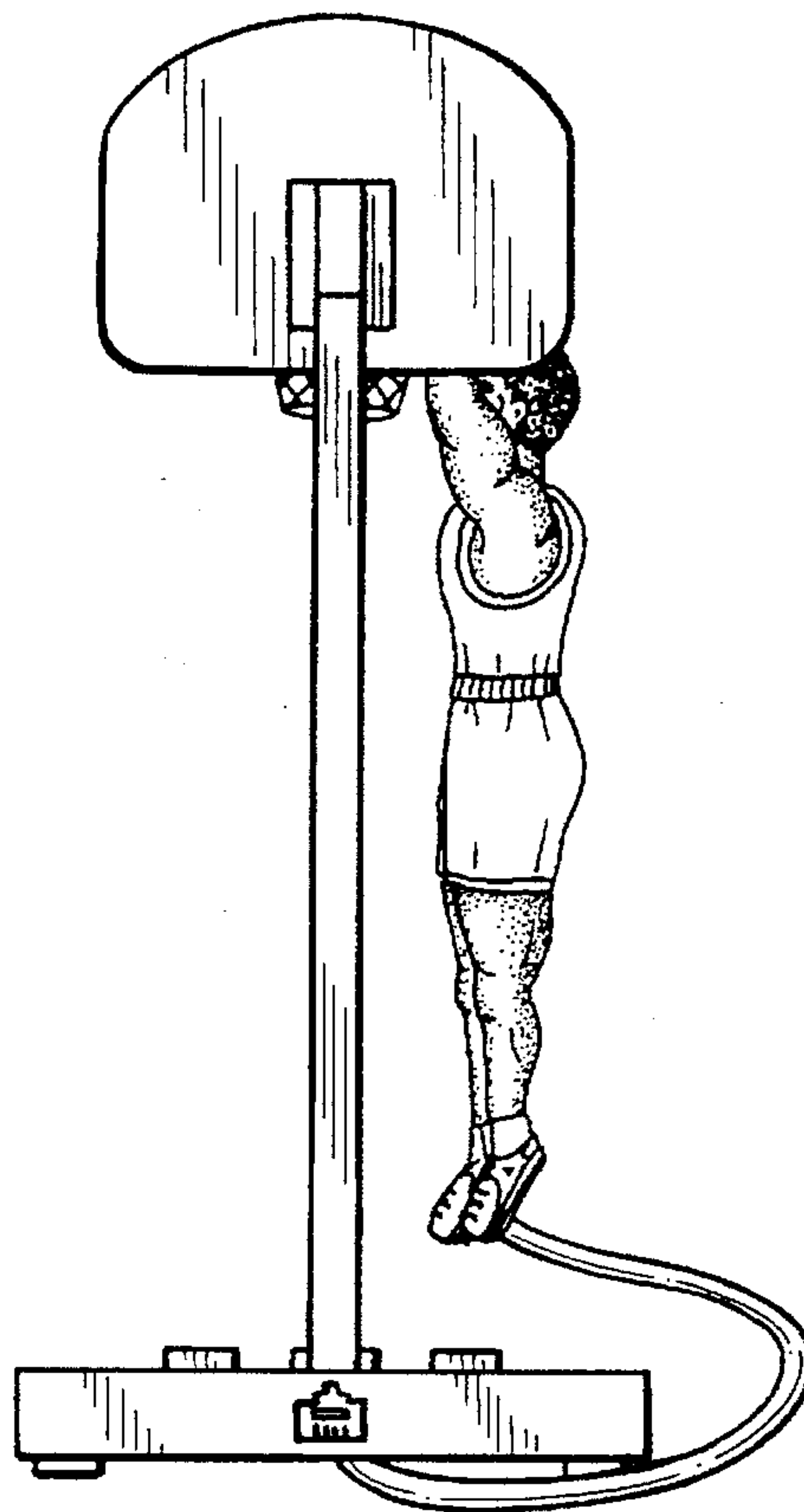


FIG. 5

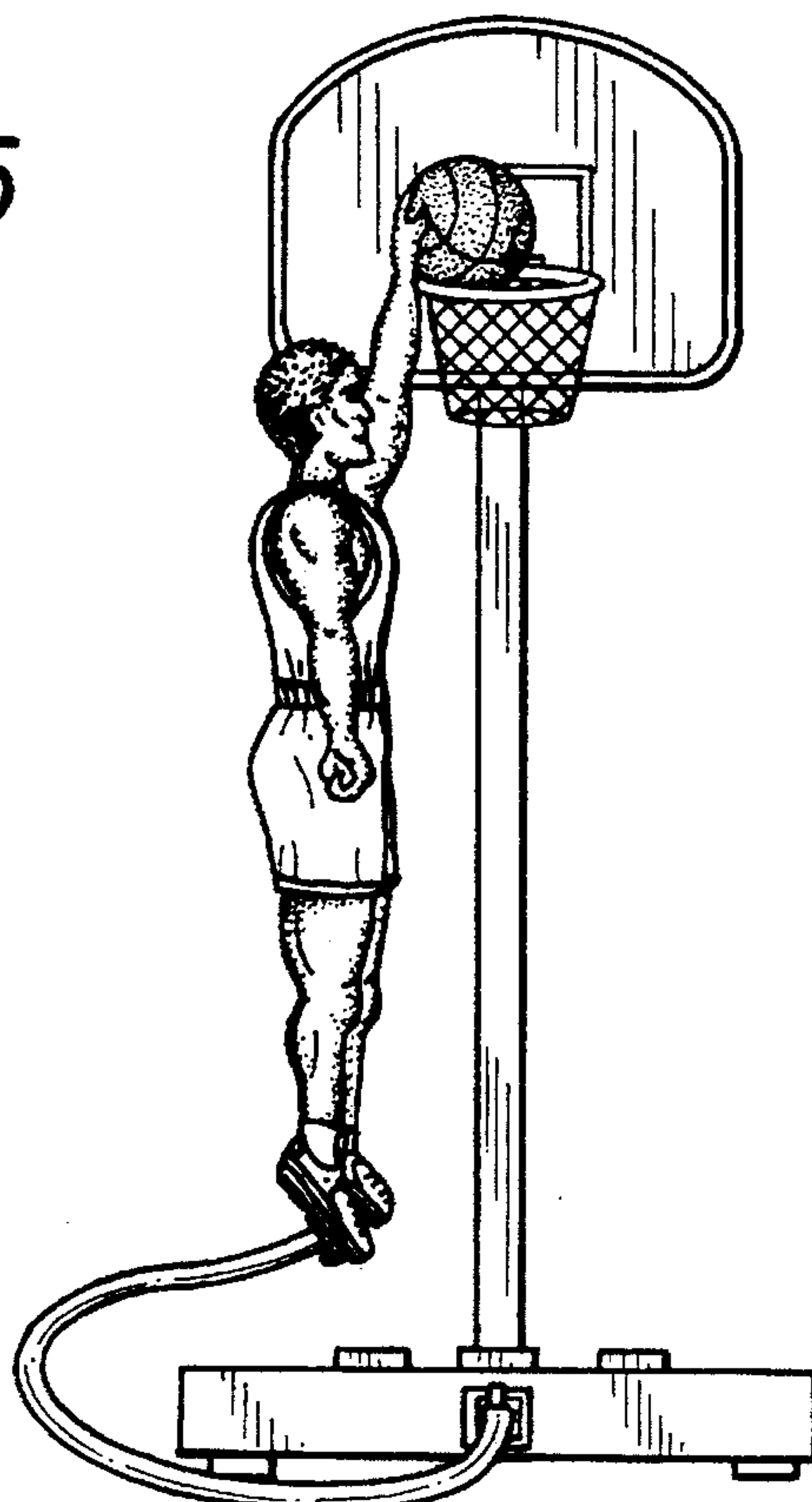




FIG. 6

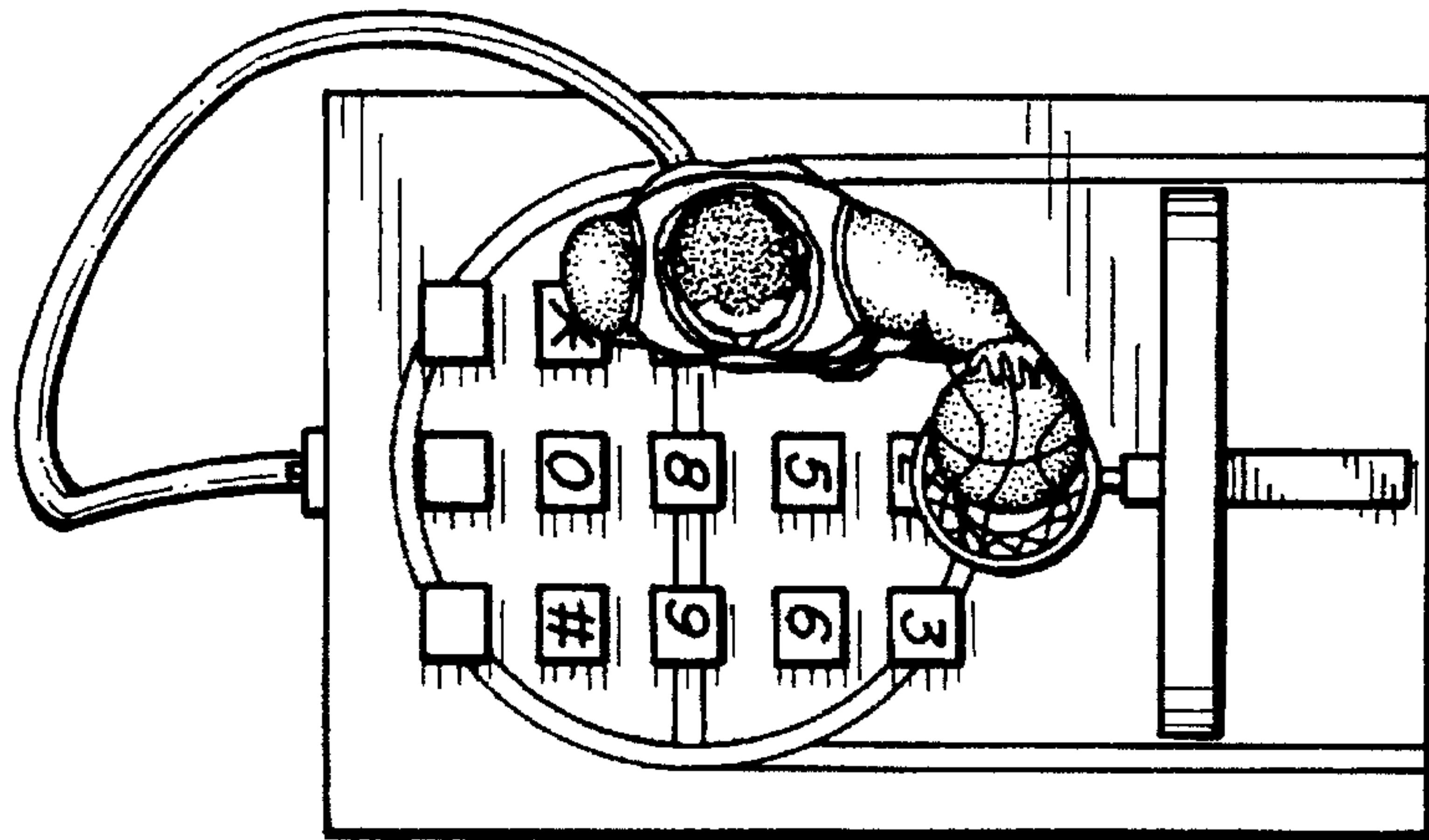


FIG. 7

