



US00D382874S

United States Patent [19]

Peschke et al.

[11] Patent Number: Des. 382,874

[45] Date of Patent: **Aug. 26, 1997

[54] TALK-LISTEN DEVICE

[75] Inventors: **Mattias Peschke; James Skone**, both of Vienna, Austria

[73] Assignee: **AKG Akustische u. Kino-Geräte Gesellschaft m.b.H.**, Vienna, Austria

[**] Term: 14 Years

[21] Appl. No.: 52,749

[22] Filed: Apr. 3, 1996

[30] Foreign Application Priority Data

Oct. 9, 1995 [AT] Austria MU3645/95

[51] LOC (6) Cl. 14-03

[52] U.S. Cl. D14/142; D14/206; D14/223

[58] Field of Search D14/192, 223, D14/206, 140, 142, 249, 205, 148, 147, 240; 379/419, 420, 428, 440, 430, 433; 455/89, 90

[56] References Cited

U.S. PATENT DOCUMENTS

D. 309,306 7/1990 Weiser et al. D14/249
D. 331,062 11/1992 Kanno D14/223

D. 340,932	11/1993	Yan	D14/249
D. 357,921	5/1995	Ming-Chin	D14/223
D. 366,486	1/1996	Runquist et al.	D14/206
3,440,365	4/1969	Bryant et al.	379/430
3,524,951	8/1970	Bernardi et al.	379/430
4,020,297	4/1977	Brodie	379/430
4,720,857	1/1988	Burris et al.	379/430
4,821,318	4/1989	Wu	379/433 X

Primary Examiner—Jeffrey Asch
Attorney, Agent, or Firm—Friedrich Kueffner

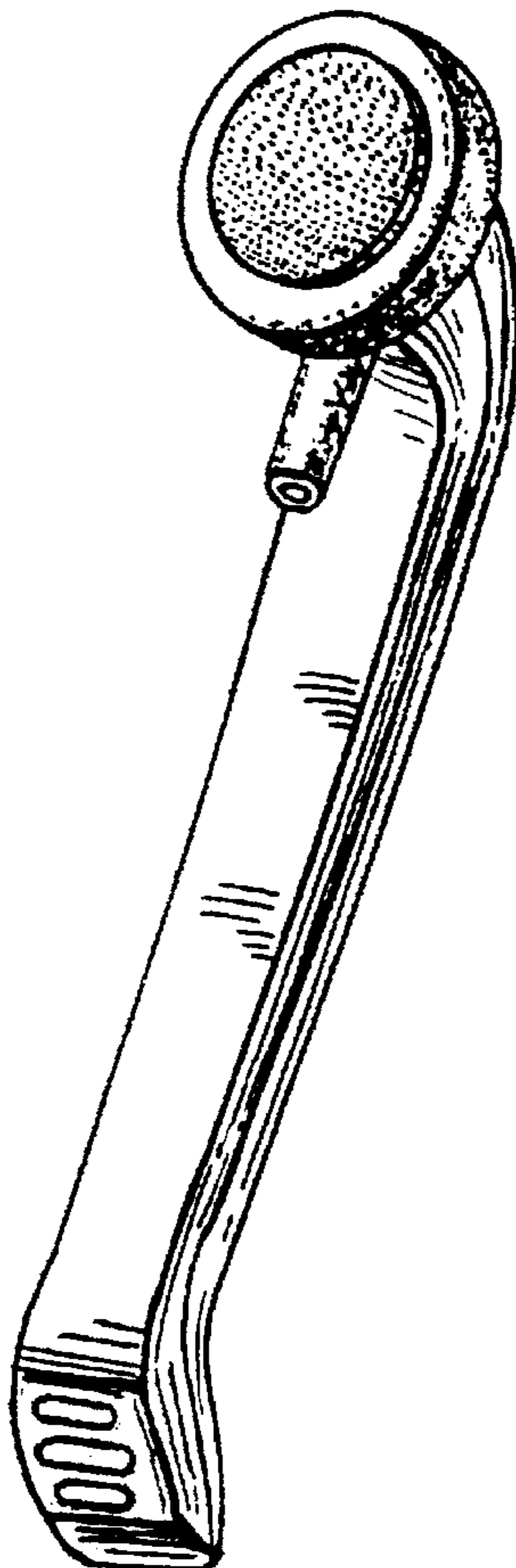
[57] CLAIM

The ornamental design for a talk-listen device, as shown and described.

DESCRIPTION

FIG. 1 is a perspective front view of a talk-listen device showing our new design;
FIG. 2 is a top view of the talk-listen device;
FIG. 3 is a front elevational of the talk-listen device;
FIG. 4 is a side view of the talk-listen device the opposite side being a mirror image thereof;
FIG. 5 is a bottom view of the talk-listen device; and,
FIG. 6 is a rear view of the talk-listen device.
The broken line showing of FIG. 1 is for illustrative purposes only and forms no part of the claimed design.

1 Claim, 1 Drawing Sheet



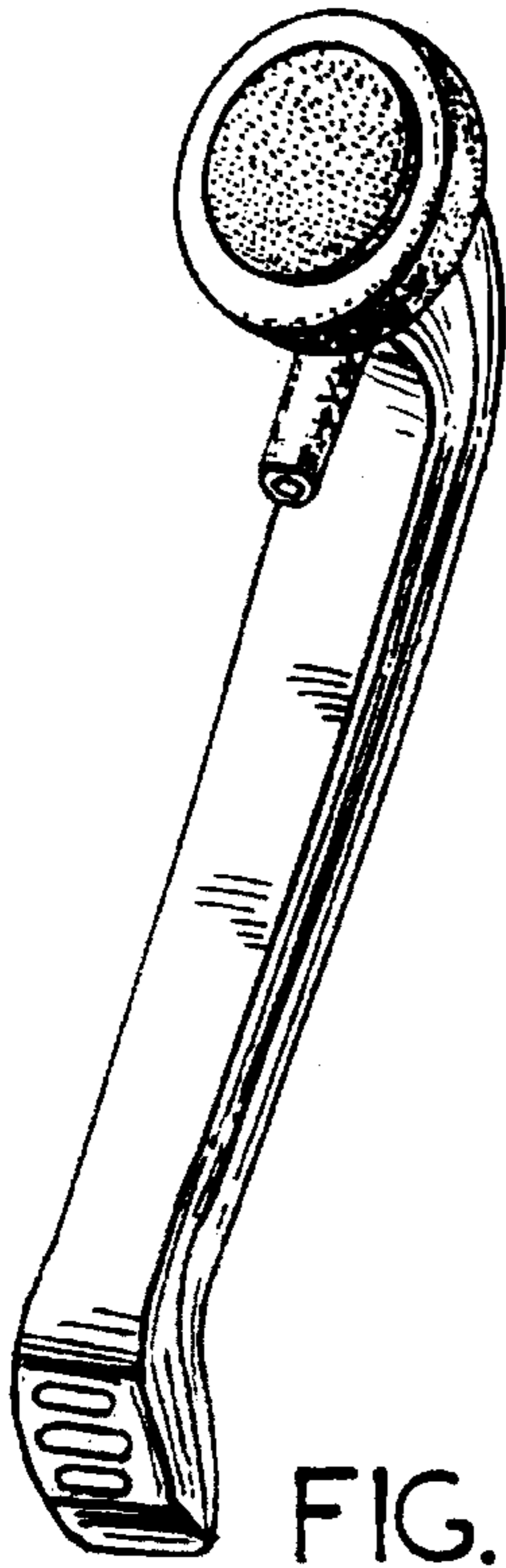


FIG. 1



FIG. 2

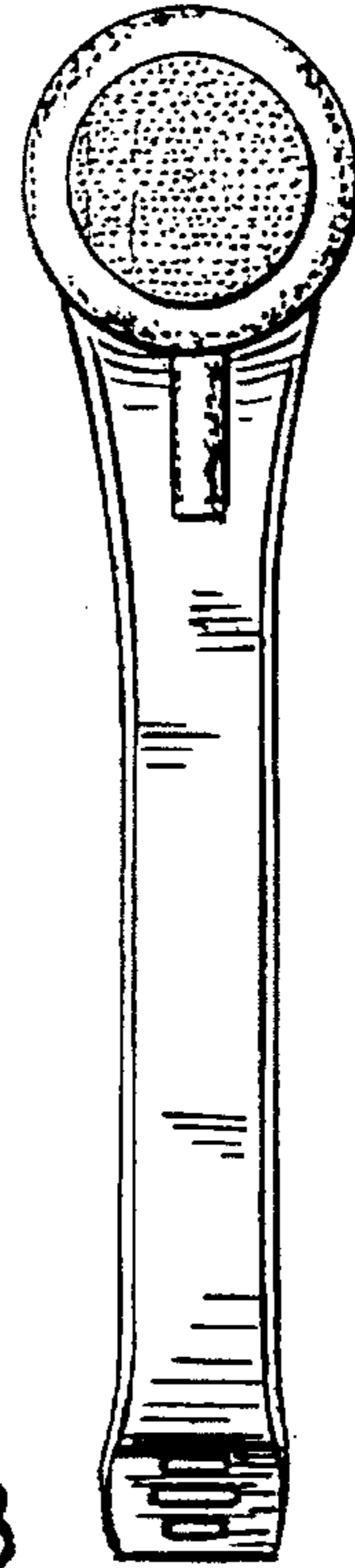


FIG. 3



FIG. 4




FIG. 5

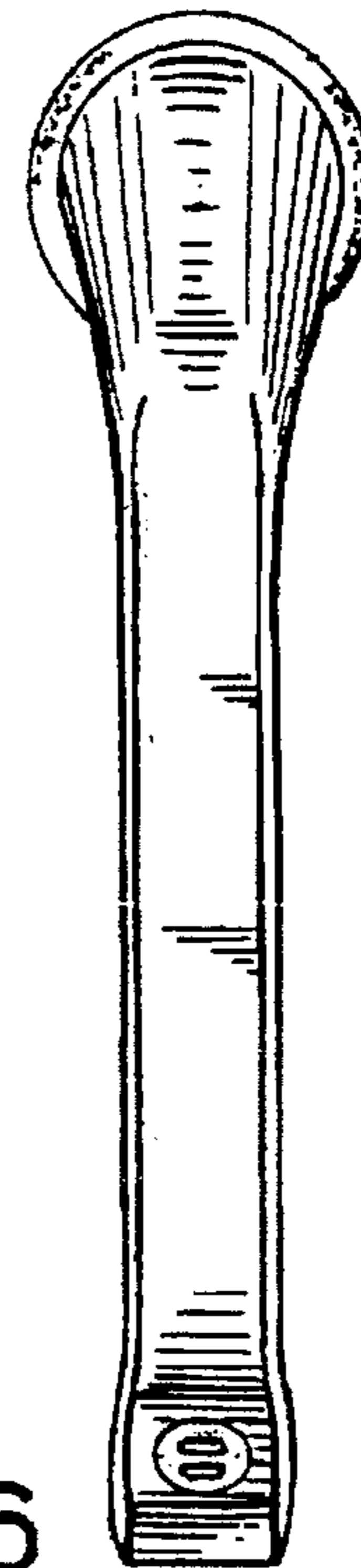


FIG. 6