



US00D382864S

# United States Patent [19] Walker

[11] Patent Number: **Des. 382,864**  
[45] Date of Patent: **\*\*Aug. 26, 1997**

[54] **MOUSE PAD**  
[76] Inventor: **Lyn Ellen Walker**, 4716 Vista,  
Belmont Shore, Calif. 90803  
[\*\*] Term: **14 Years**  
[21] Appl. No.: **31,034**  
[22] Filed: **Nov. 15, 1994**  
[51] LOC (6) Cl. .... **14-02**  
[52] U.S. Cl. .... **D14/114**  
[58] Field of Search ..... D14/100, 114;  
D6/582-94, 601; D20/22; 345/156-67;  
248/118, 118.1, 118.3, 118.5, 346, 489,  
917-24; 400/689-93, 715; 5/448, 623;  
D28/63, 7; D32/40, 43; 15/244.1, 244.4

3,412,416 11/1968 Simon .  
4,197,669 4/1980 Hynes ..... D25/113 X  
4,221,015 9/1980 Andersson .  
4,537,001 8/1985 Uppström ..... D25/113 X  
5,134,740 8/1992 Summer .  
5,143,341 9/1992 Juster .  
5,195,705 3/1993 Kline et al. .... 248/118 X  
5,203,845 4/1993 Moore .  
5,265,835 11/1993 Nash ..... 248/118  
5,294,181 3/1994 Rose et al. .  
5,326,056 7/1994 Smith ..... 248/118  
5,340,075 8/1994 Schriener .  
5,371,917 12/1994 Hoagland ..... 15/244.1  
5,429,058 7/1995 Miller .

### FOREIGN PATENT DOCUMENTS

3616970 11/1987 Germany .

*Primary Examiner*—M. H. Tung  
*Attorney, Agent, or Firm*—Curtis L. Harrington

### [56] References Cited

#### U.S. PATENT DOCUMENTS

1,683 7/1840 Delisle ..... D25/113 X  
D. 245,221 8/1977 Hoyt ..... D32/45  
D. 338,248 8/1993 Beck ..... D21/199  
D. 349,052 7/1994 Goldstein et al. .... D9/430  
D. 352,559 11/1994 Krueger et al. .... D25/113  
D. 355,105 2/1995 Nemazi ..... D8/90  
1,869,910 8/1932 Omegna ..... 248/118.1  
2,229,147 1/1941 Vaughn .  
2,344,302 3/1944 Harza ..... D25/113 X  
3,123,403 3/1964 Hood ..... 248/118 X  
3,165,418 1/1965 Jenkins et al. .  
3,178,749 4/1965 Heepe ..... 15/244.1  
3,188,676 6/1965 Zelinski et al. .  
3,214,778 11/1965 Mathison ..... 15/244.1  
3,374,498 3/1968 Bailey .

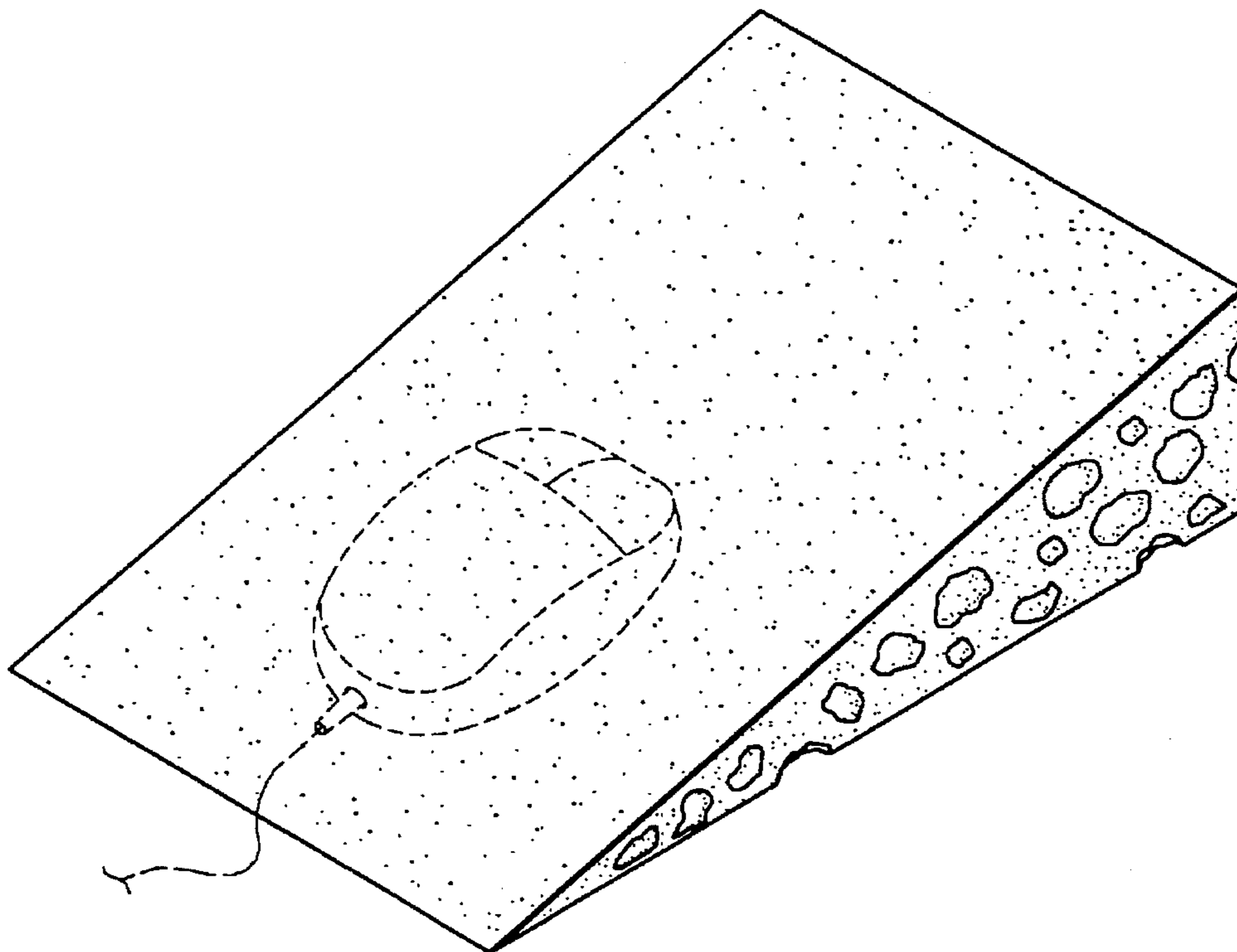
### [57] CLAIM

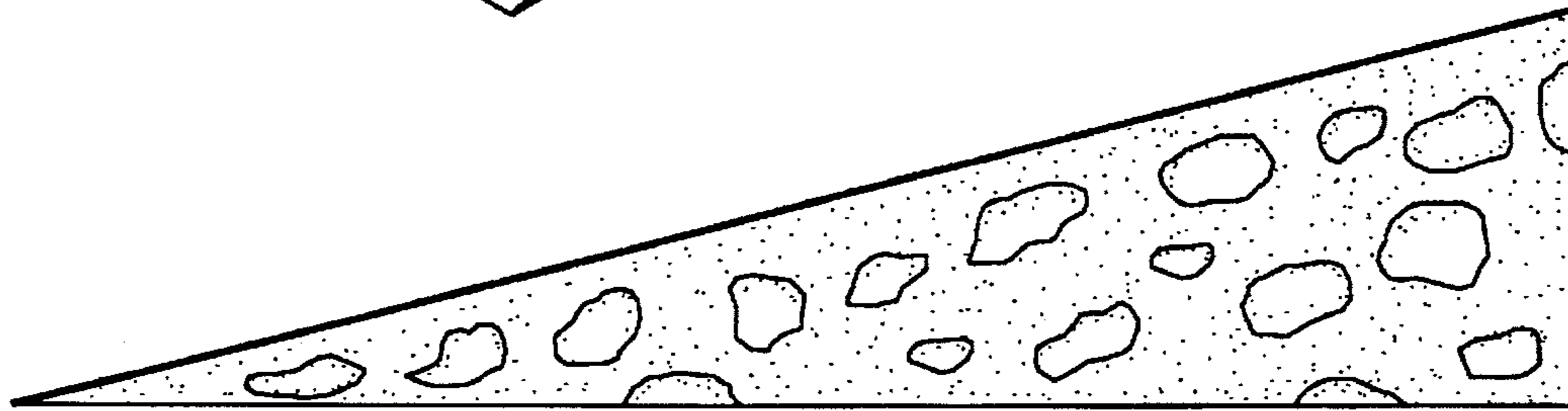
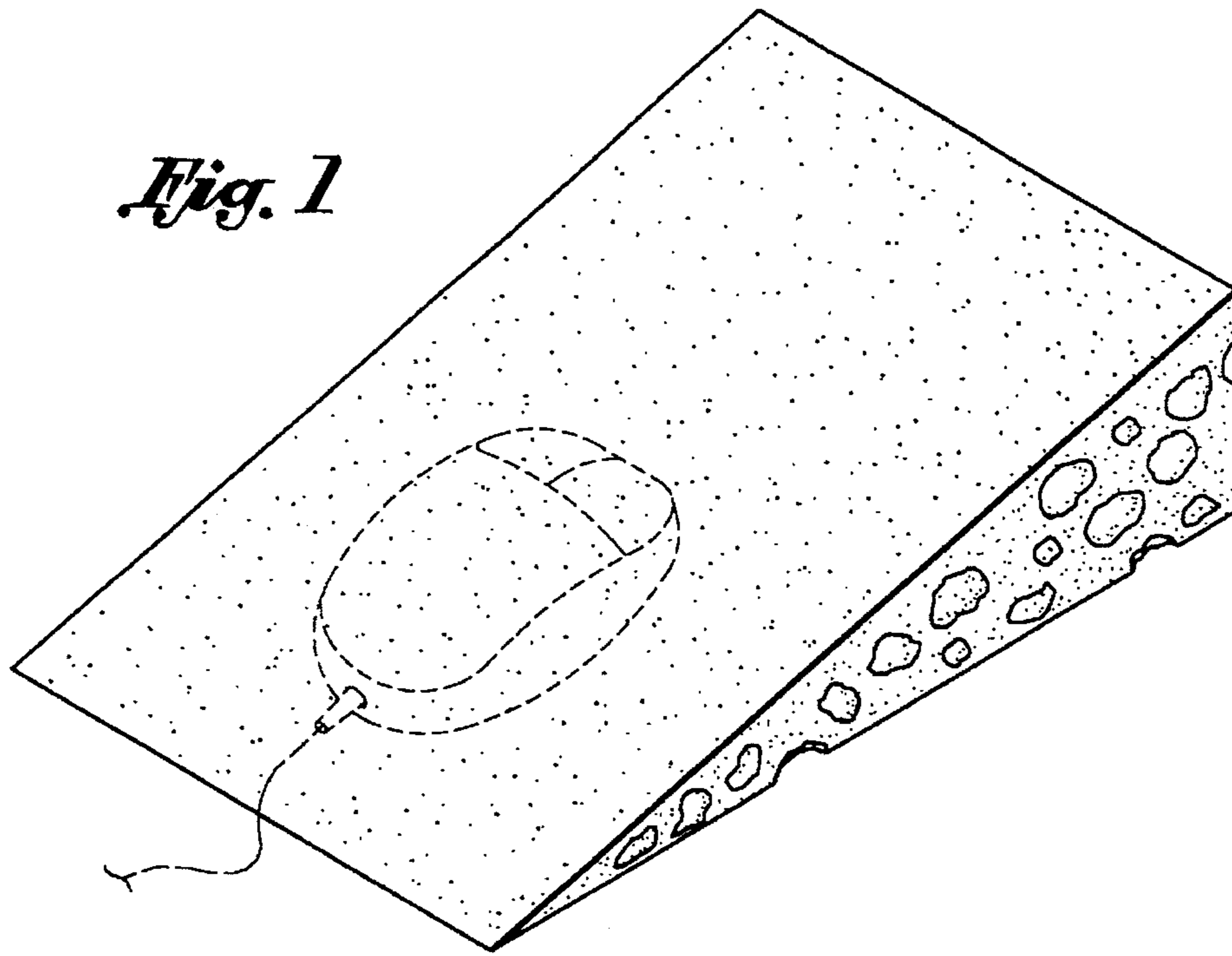
The ornamental design for a mouse pad, as shown and described.

### DESCRIPTION

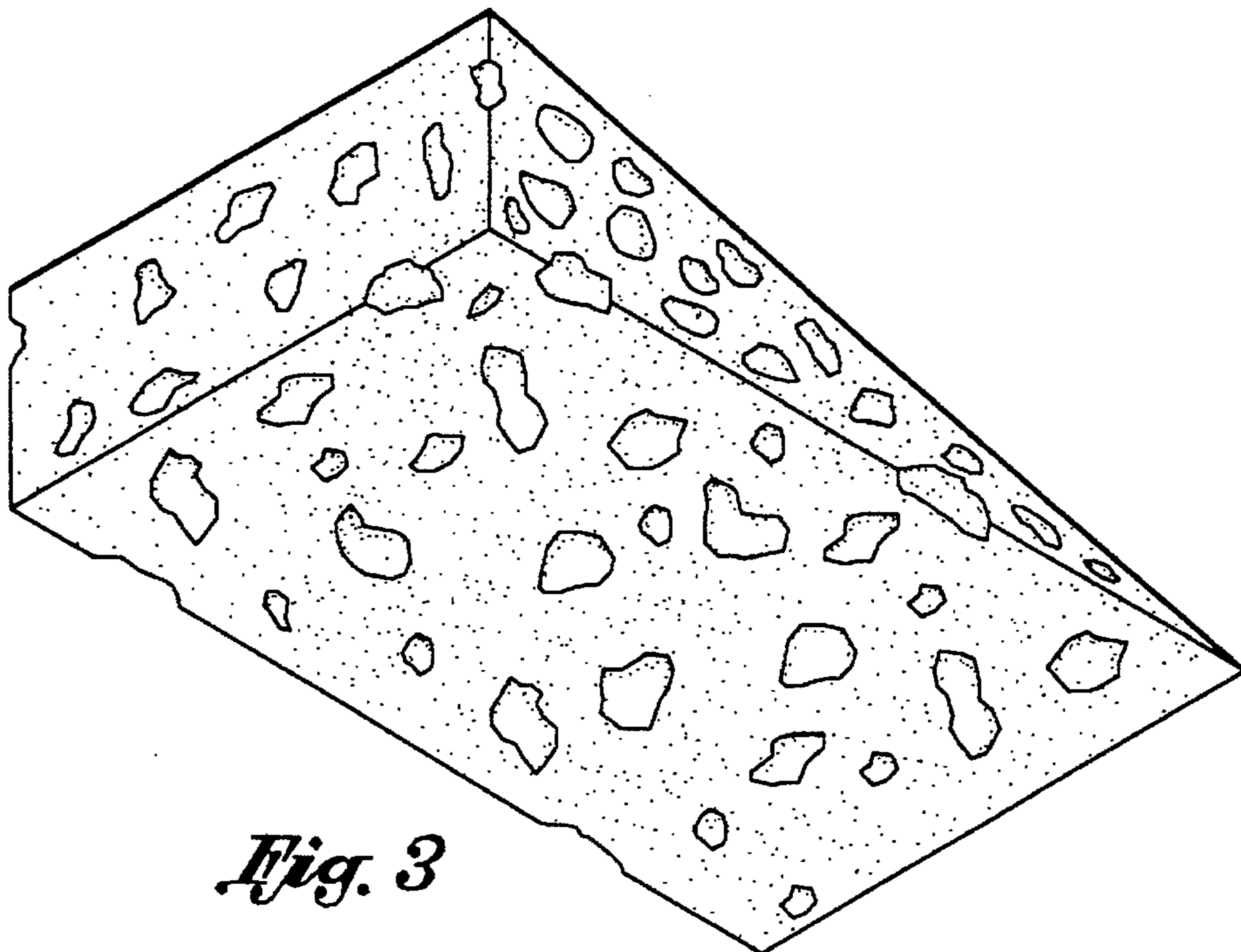
FIG. 1 is a perspective view of a mouse pad, the broken line drawing of a computer mouse is for illustrative purposes only and forms no part of the claimed design; FIG. 2 is a side view thereof, the opposite side is a mirror image; and, FIG. 3 is a bottom, opposite side, rear perspective view thereof.

1 Claim, 1 Drawing Sheet





*Fig. 2*



*Fig. 3*