



US00D382844S

United States Patent [19]

[11] Patent Number: **Des. 382,844**

Norwood et al.

[45] Date of Patent: ****Aug. 26, 1997**

[54] **EXTERIOR SHELL OF A TRUCK HALF FENDER**

[75] Inventors: **Timothy S. Norwood**, Denton;
Richard H. Barrett, Jr., Kennedale;
Johnny C. Fraga, Round Rock, all of Tex.

D. 321,162 10/1991 Ueno D2/184
D. 344,059 2/1994 DeBraal D12/184
D. 347,614 6/1994 DeBraal D12/184
D. 366,640 1/1996 Tucker et al. D12/184
4,268,053 5/1981 Toppins et al. 280/154
4,932,716 6/1990 Marlowe et al. 296/180.2

OTHER PUBLICATIONS

[73] Assignee: **Paccar Inc.**, Bellevue, Wash.

Commercial Carrier Journal, Jul. 1992, p. 19.

[**] Term: **14 Years**

Primary Examiner—Melody M. Brown
Attorney, Agent, or Firm—Flehr Hohbach Test Albritton & Herbert LLP

[21] Appl. No.: **53,638**

[22] Filed: **Apr. 26, 1996**

[57] CLAIM

[51] **LOC (6) Cl.** **12-16**

The ornamental design for an exterior shell of a truck half fender, as shown and described.

[52] **U.S. Cl.** **D12/184**

[58] **Field of Search** D12/169, 184,
D12/96; 296/180.2; 280/154, 851, 847-849

DESCRIPTION

[56] References Cited

U.S. PATENT DOCUMENTS

D. 282,834 3/1986 Matsui D12/184
D. 303,238 9/1989 Antekier D12/185
D. 307,254 4/1990 Koske et al. D12/169
D. 307,567 5/1990 Fingerle D12/169
D. 308,032 5/1990 Kerney et al. D12/96
D. 312,805 12/1990 Marlowe et al. D12/96
D. 316,241 4/1991 Ray D12/169
D. 321,160 10/1991 Kingsley D12/184
D. 321,161 10/1991 Ueno D12/184

FIG. 1 is a top perspective view of an exterior shell of a truck half fender showing our new design, it being understood that the broken lines are for illustrative purposes only and form no part of the claimed design;

FIG. 2 is a top perspective view thereof;

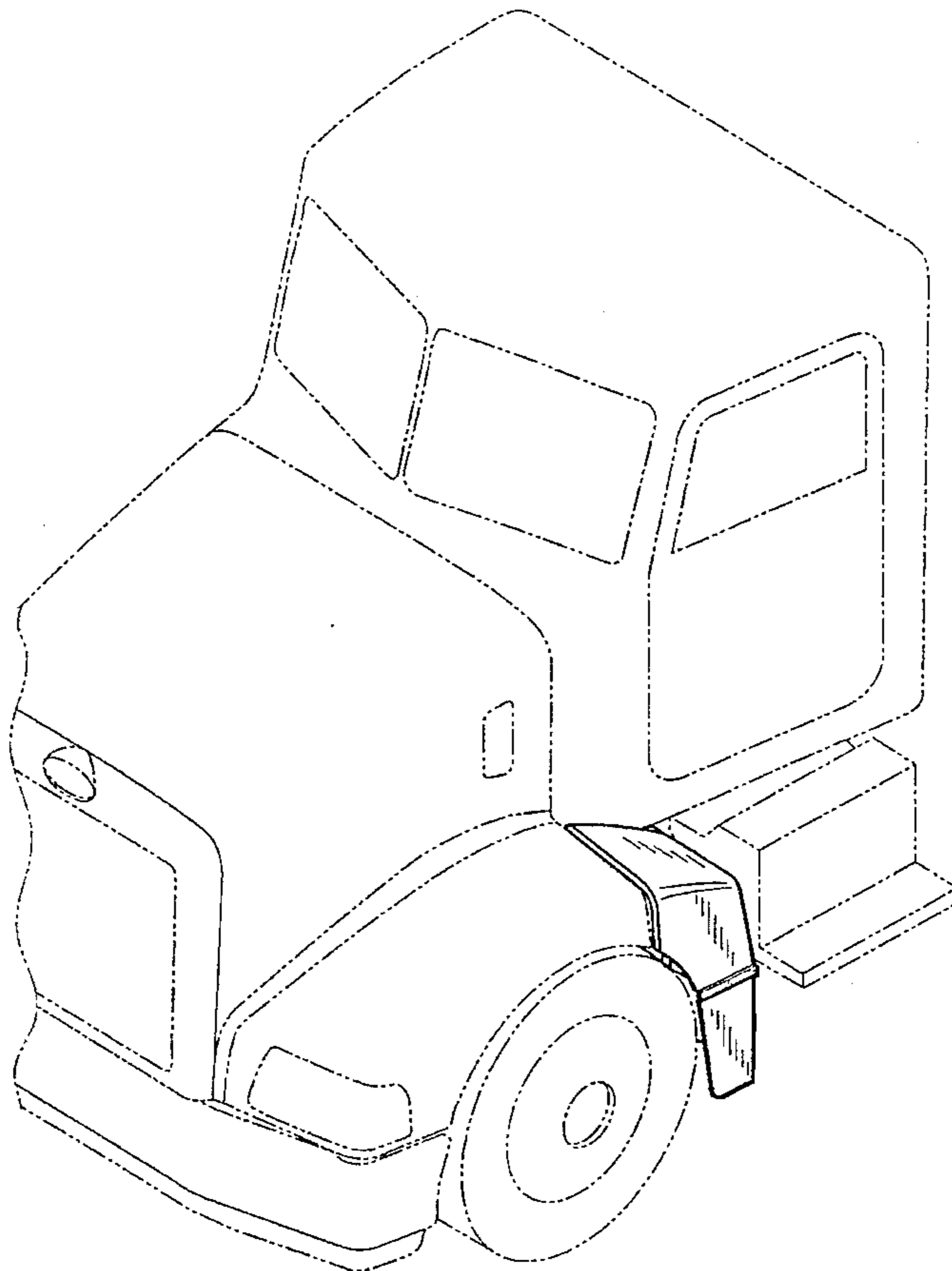
FIG. 3 is a front elevation view thereof;

FIG. 4 is a side elevation view of one side thereof;

FIG. 5 is a side elevation view of the opposite side thereof; and,

FIG. 6 is a top plan view thereof.

1 Claim, 3 Drawing Sheets



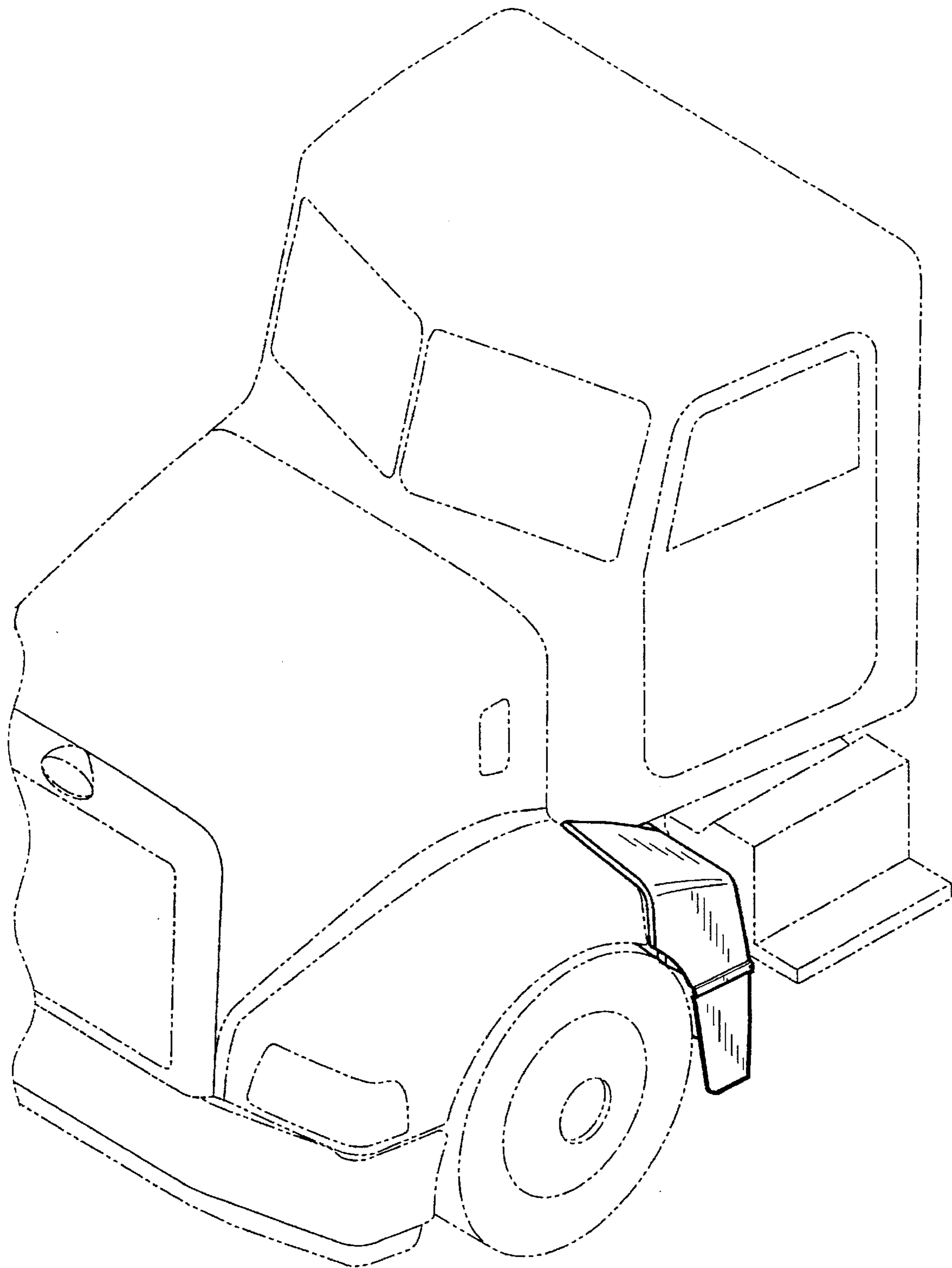


FIG. 1

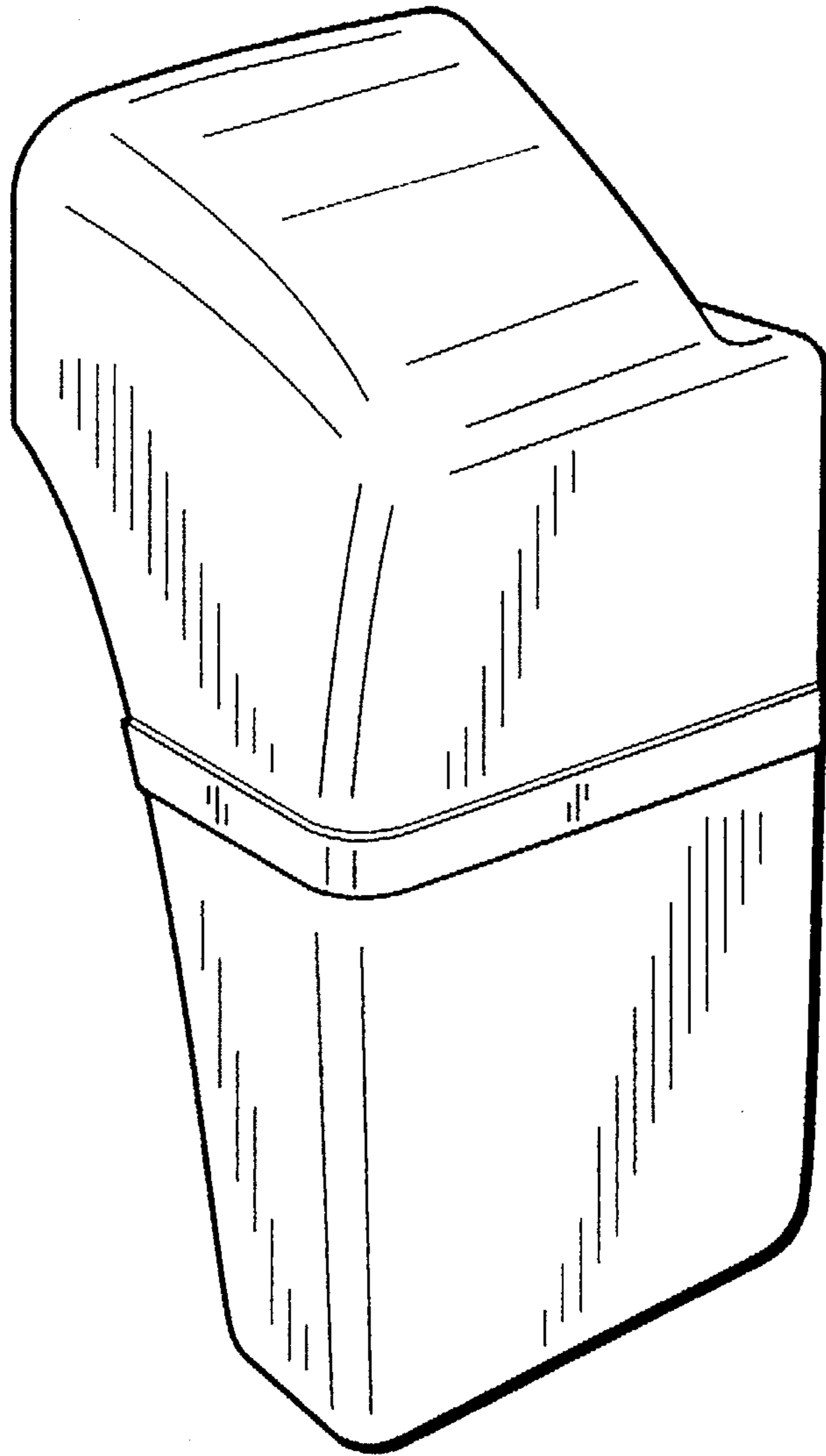


FIG. 2

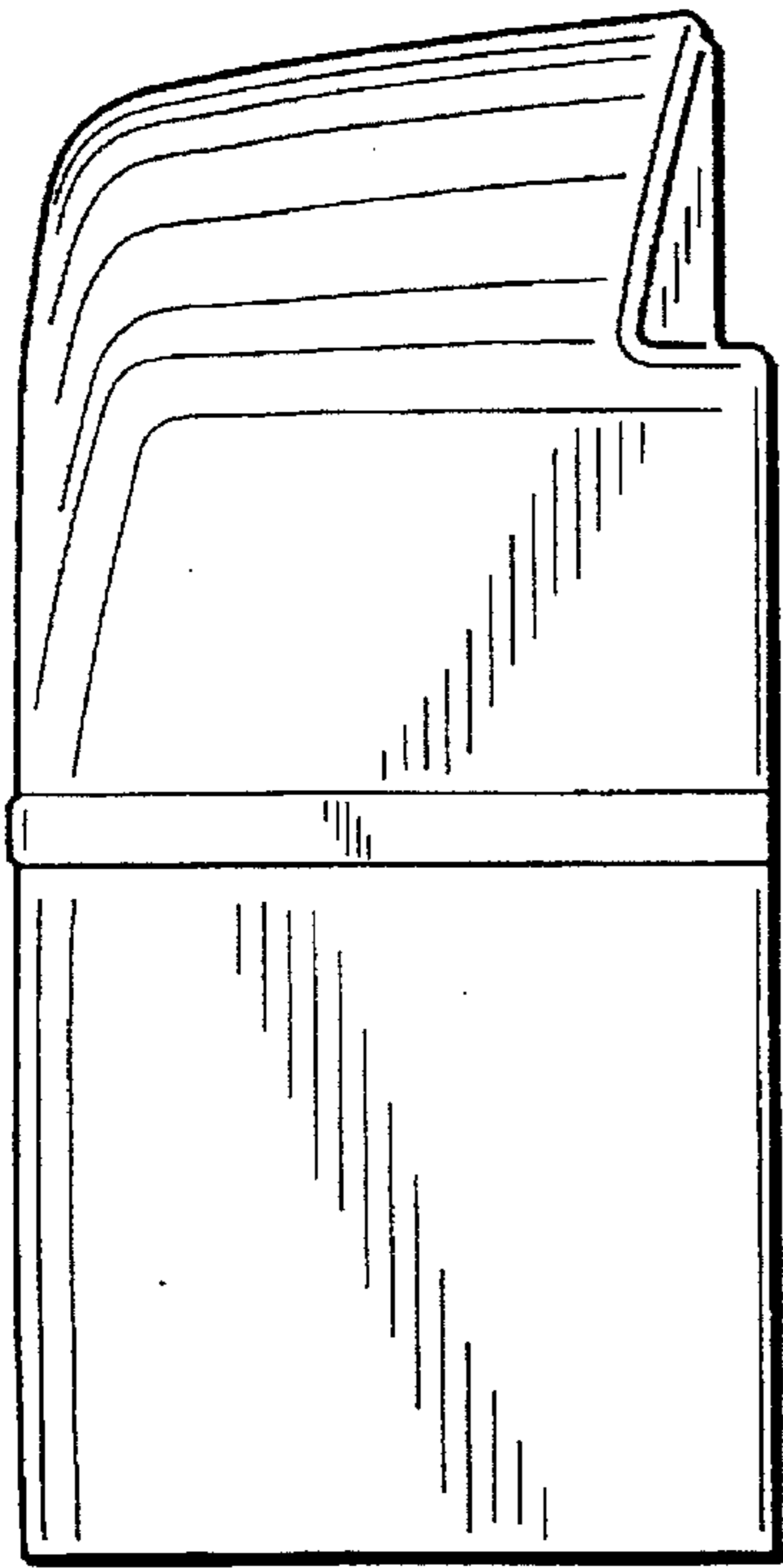


FIG._3




FIG._6




FIG._4

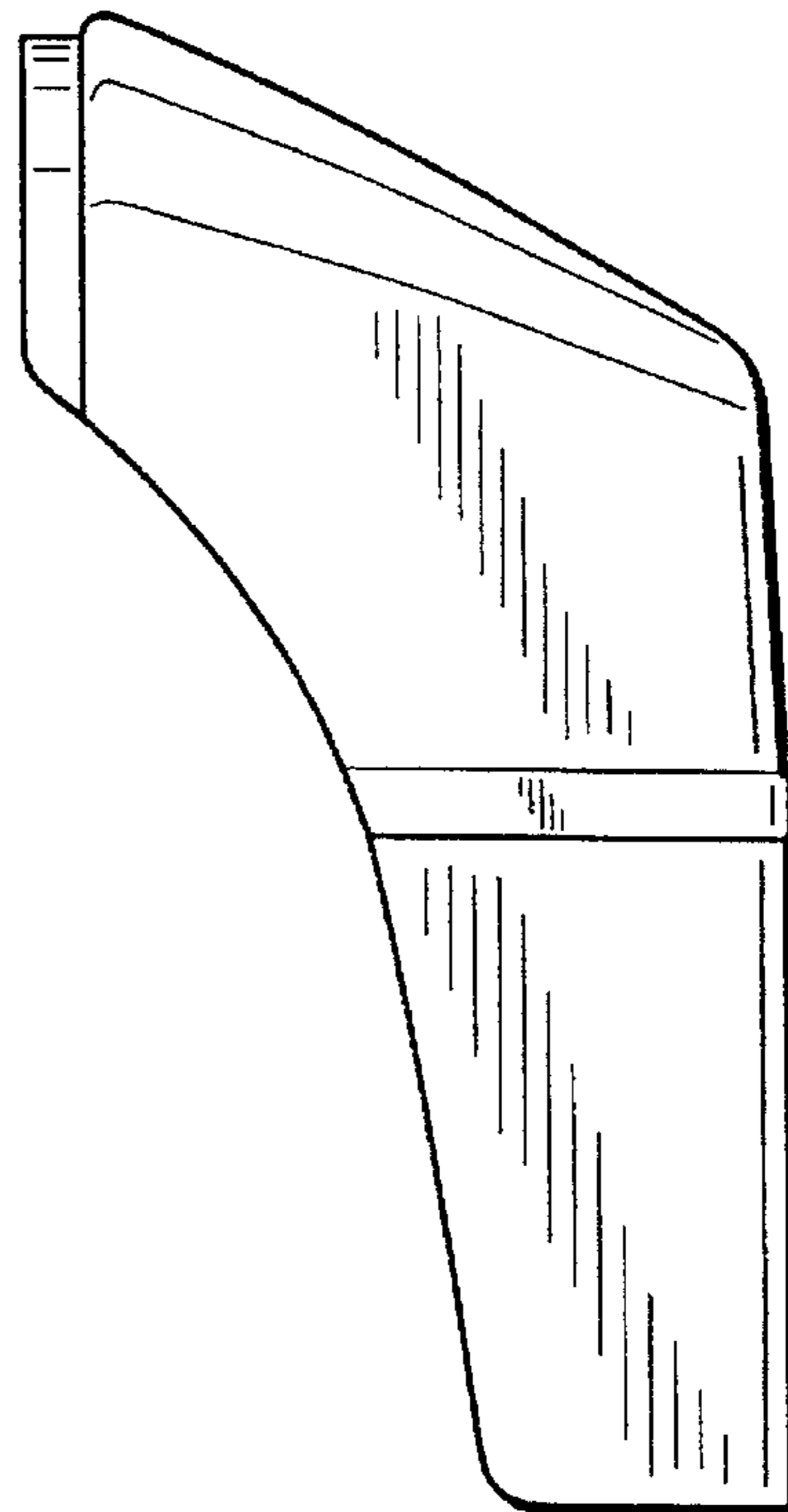


FIG._5