



US00D382841S

United States Patent [19]

[11] Patent Number: **Des. 382,841**

Norwood et al.

[45] Date of Patent: ****Aug. 26, 1997**

[54] **EXTERIOR SHELL OF A TRUCK HOOD**

[75] Inventors: **Timothy S. Norwood**, Denton; **Jeffery E. Kerney**, Highland Village; **Richard H. Barrett, Jr.**, Kennedale; **Eric N. Tucker**, Denton; **Johnny C. Fraga**, Round Rock, all of Tex.

[73] Assignee: **Paccar Inc.**, Belevue, Wash.

[**] Term: **14 Years**

[21] Appl. No.: **53,637**

[22] Filed: **Apr. 26, 1996**

[51] **LOC (6) Cl.** **12-16**

[52] **U.S. Cl.** **D12/173**

[58] **Field of Search** D12/173, 96; 180/69.2, 180/89.12, 89.13; 296/183, 190

[56] **References Cited**

U.S. PATENT DOCUMENTS

D. 306,421	3/1990	Allendorph et al.	D12/173
D. 306,714	3/1990	Allendorph	D12/173
D. 307,126	4/1990	Allendorph et al.	D12/173
D. 307,254	4/1990	Koske et al.	D12/169
D. 307,567	5/1990	Fingerle	D12/169
D. 308,032	5/1990	Kerney et al.	D12/96
D. 312,805	12/1990	Marlowe et al.	D12/96
D. 316,241	4/1991	Ray	D12/169
D. 328,273	7/1992	McGrew, Jr. et al.	D12/173
D. 335,272	5/1993	Allendorph et al.	D12/173

D. 366,638	1/1996	Tucker et al.	D12/173
D. 367,027	2/1996	Onopa	D12/173
4,932,716	6/1990	Marlowe et al.	296/180.2

OTHER PUBLICATIONS

Commercial Carrier Journal, Nov. 1993, p. 82.
Commercial Carrier Journal, Feb. 1993, p. 60.
Commercial Carrier Journal, Feb. 1993, p. 13, Front-Most Truck Hood.

Primary Examiner—Melody N. Brown
Attorney, Agent, or Firm—Flehr Hohbach Test Albritton & Herbert LLP

[57] **CLAIM**

The ornamental design for an exterior shell of a truck hood, as shown and described.

DESCRIPTION

FIG. 1 is a top perspective view of an exterior shell of a truck hood showing our new design, it being understood that the broken lines are for illustrative purposes only and form no part of the claimed design;

FIG. 2 is an enlarged top perspective view thereof;


FIG. 3 is a greatly enlarged front elevation view thereof;

FIG. 4 is a greatly enlarged side elevation view of one side thereof;

FIG. 5 is a greatly enlarged top plan view thereof; and,

FIG. 6 is a greatly enlarged side elevation view of the opposite side thereof.

1 Claim, 5 Drawing Sheets






FIG. 1

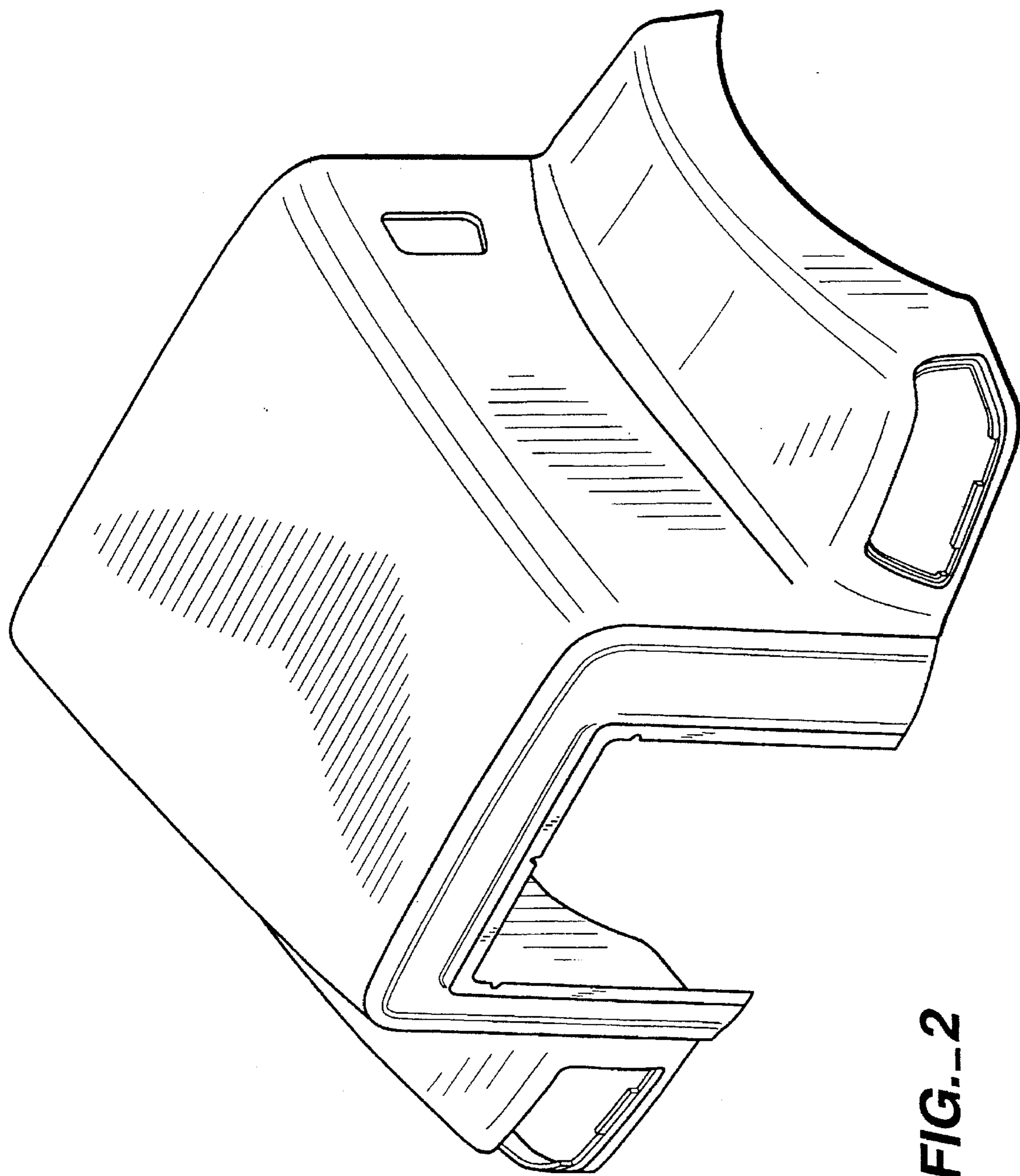


FIG.--2

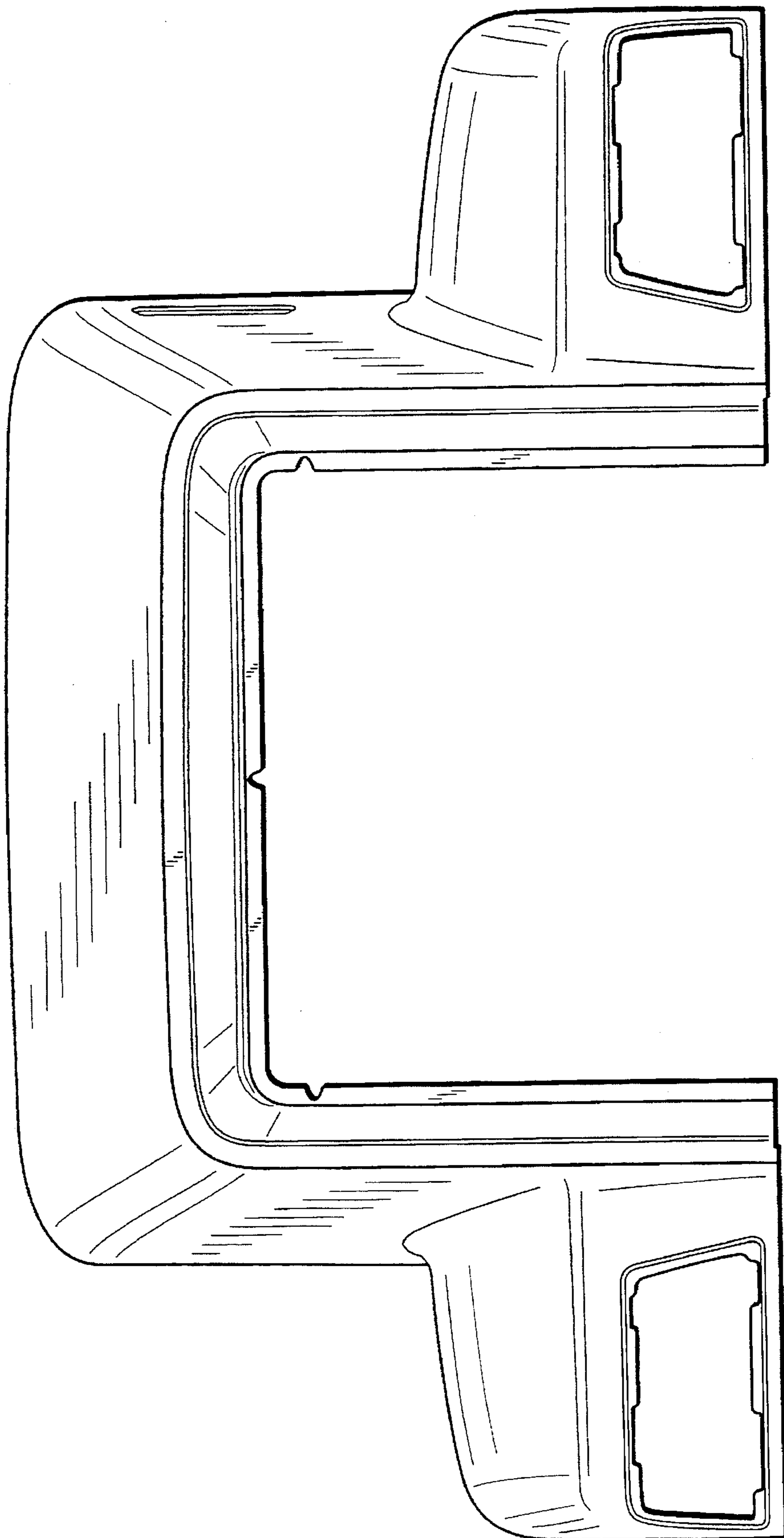
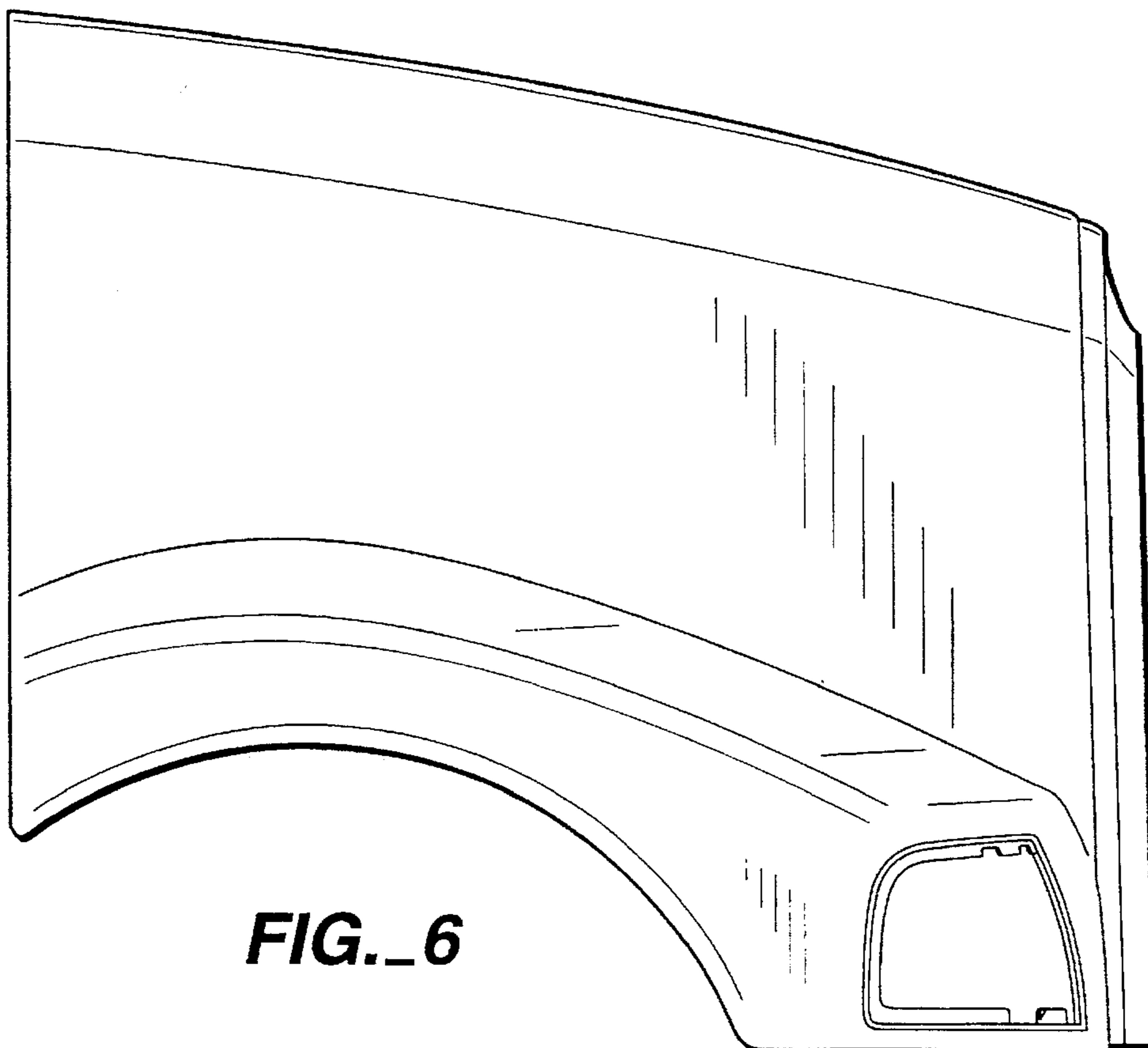
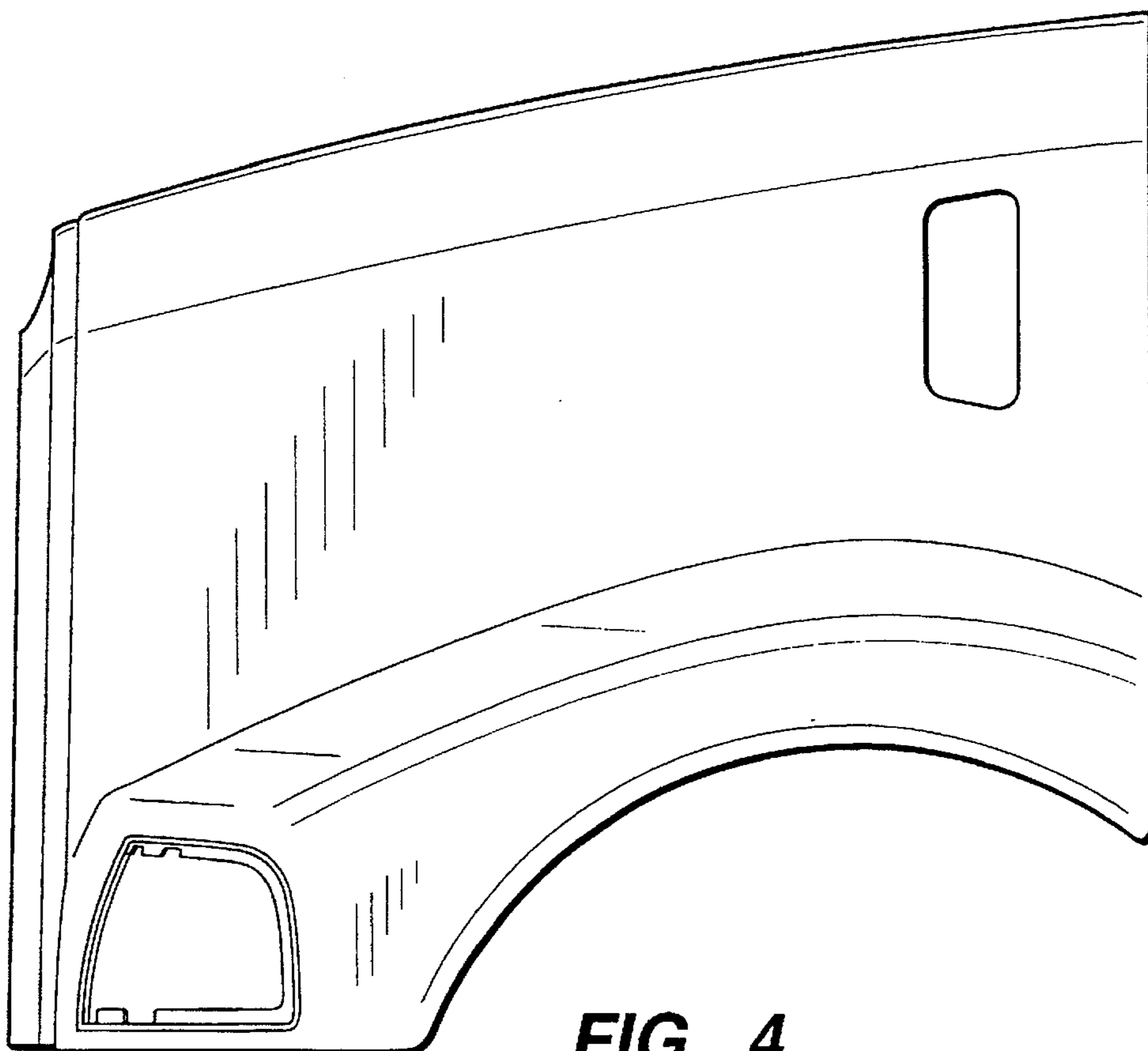


FIG. 3



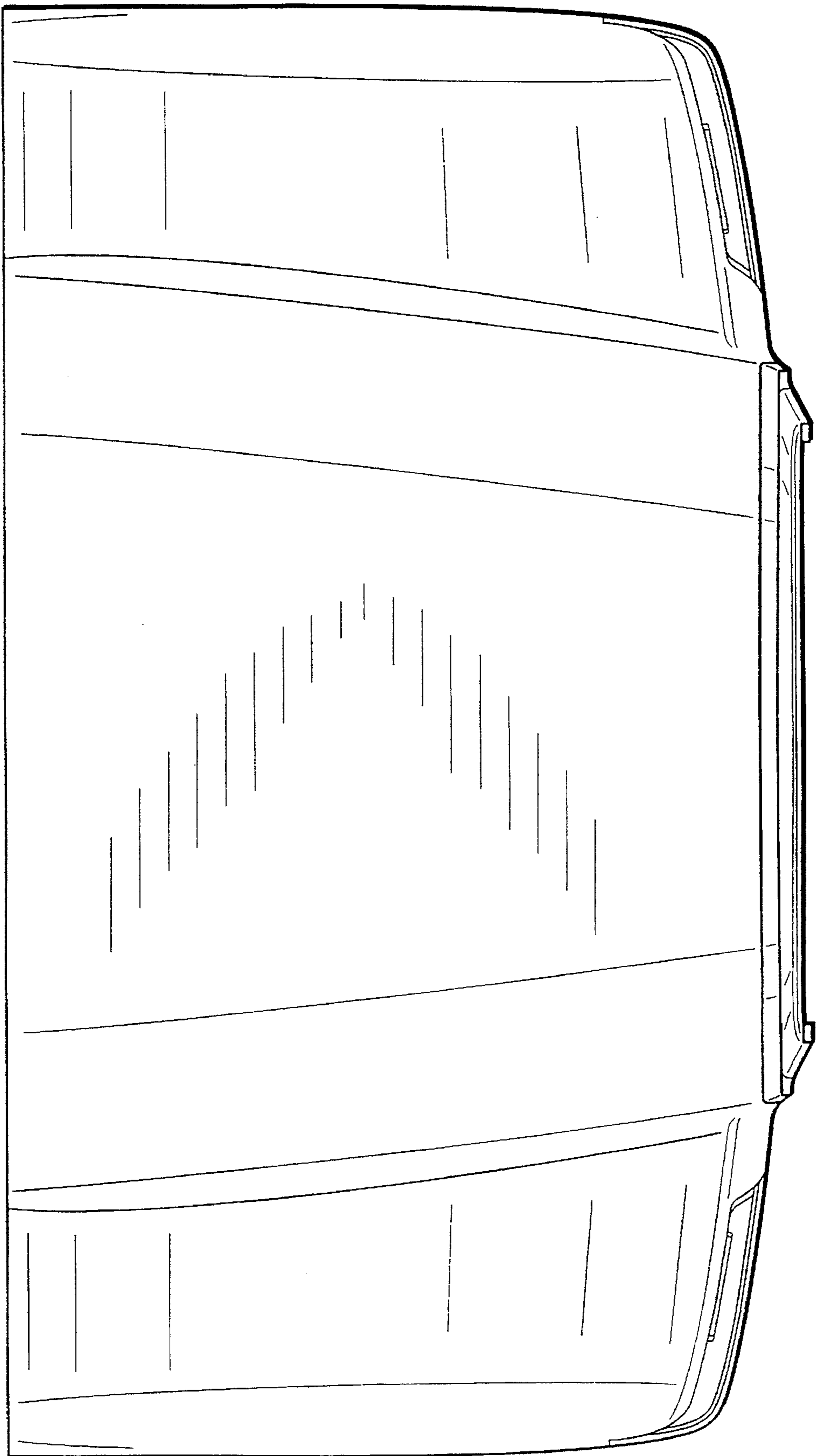


FIG. 5