

US00D382831S

**United States Patent** [19]  
**Morrison**

[11] **Patent Number: Des. 382,831**  
[45] **Date of Patent: \*\*Aug. 26, 1997**

[54] **FINGER RING**

[75] **Inventor: Jerry Morrison, Austin, Tex.**

[73] **Assignee: CJC Holdings, Inc., Austin, Tex.**

[\*\*] **Term: 14 Years**

[21] **Appl. No.: 42,522**

[22] **Filed: Aug. 11, 1995**

[51] **LOC (6) Cl. .... 11-01**

[52] **U.S. Cl. .... D11/34**

[58] **Field of Search .... D11/1-5, 26-39;  
63/1.1, 2, 3, 15-32**

[56] **References Cited**

**U.S. PATENT DOCUMENTS**

D. 26,392 12/1896 Knepp ..... D11/35

D. 71,834 1/1927 Horvat ..... D11/34

*Primary Examiner—Ralf Seifert*

*Attorney, Agent, or Firm—Shaffer & Culbertson; J. Nevin Shaffer, Jr.*

[57] **CLAIM**

The ornamental design for a finger ring, as shown and described.

**DESCRIPTION**

FIG. 1 is a perspective view of a finger ring showing my new design;

FIG. 2 is a side elevational view of the finger ring shown in FIG. 1;


FIG. 3 is an end elevational view of the finger ring shown in FIG. 1;

FIG. 4 is a top view of the finger ring shown in FIG. 1;

FIG. 5 is bottom plan view of a finger ring showing a second embodiment of my new design, the appearance of all sides not shown are like those in FIGS. 1-4 and 6; and,

FIG. 6 is a bottom plan view of FIG. 1.

**1 Claim, 1 Drawing Sheet**



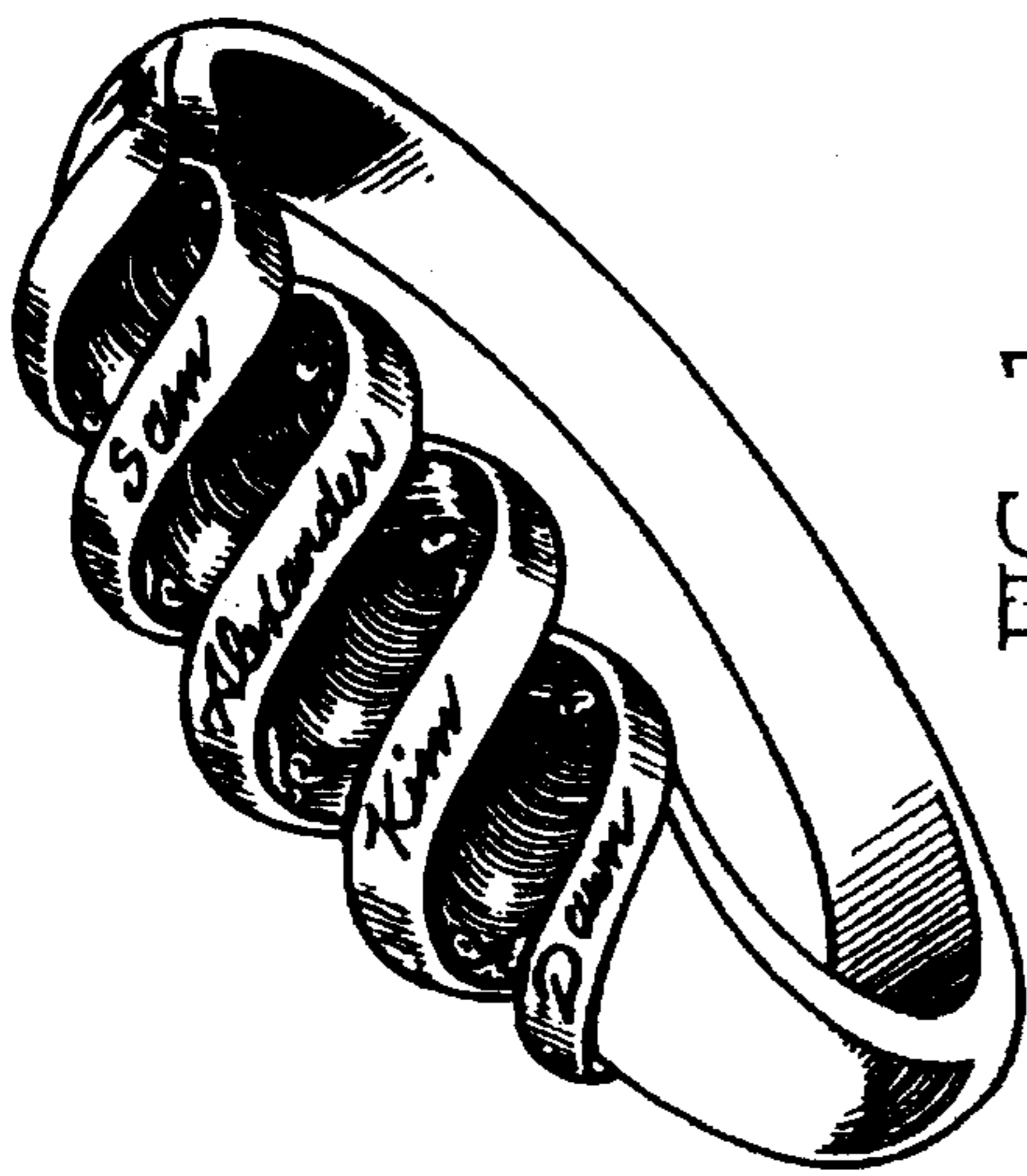


FIG. 1




FIG. 2




FIG. 3




FIG. 4

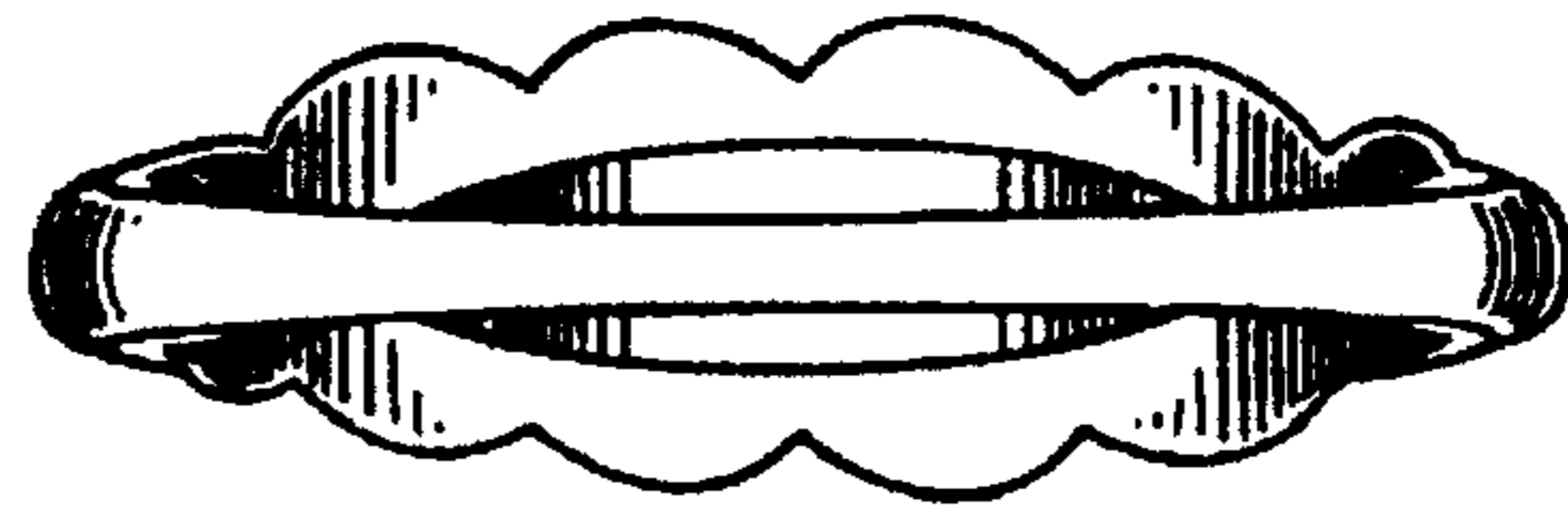


FIG. 5

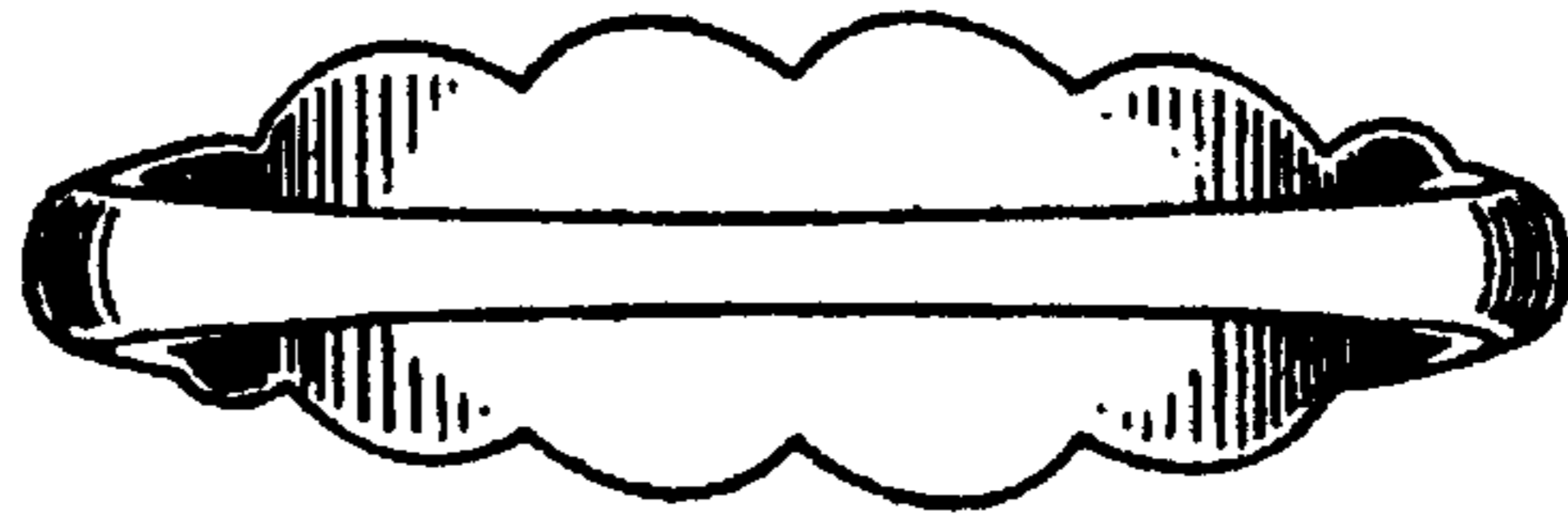


FIG. 6