



US00D382826S

**United States Patent** [19]  
**Sakko**

[11] **Patent Number: Des. 382,826**

[45] **Date of Patent: \*\*Aug. 26, 1997**

[54] **REFLECTIVE RAISED PAVEMENT MARKER**

[76] **Inventor: Michael W. Sakko, P.O. Box 2501,  
Winter Haven, Fla. 33883**

[\*\*] **Term: 14 Years**

[21] **Appl. No.: 45,339**

[22] **Filed: Oct. 17, 1995**

[51] **LOC (6) Cl. .... 10-05**

[52] **U.S. Cl. .... D10/113**

[58] **Field of Search .... D10/109, 111,  
D10/113, 121; 116/63 P, 63 C; 404/6, 7,  
8, 9, 10, 11, 12, 13, 14, 15, 16**

[56] **References Cited**

**U.S. PATENT DOCUMENTS**

D. 326,424 5/1992 Sakko ..... D10/113

D. 328,262 7/1992 Sakko ..... D10/113  
D. 339,080 9/1993 Gartlacher ..... D10/113  
D. 360,601 7/1995 Weid ..... D10/113

*Primary Examiner*—Marcus A. Jackson

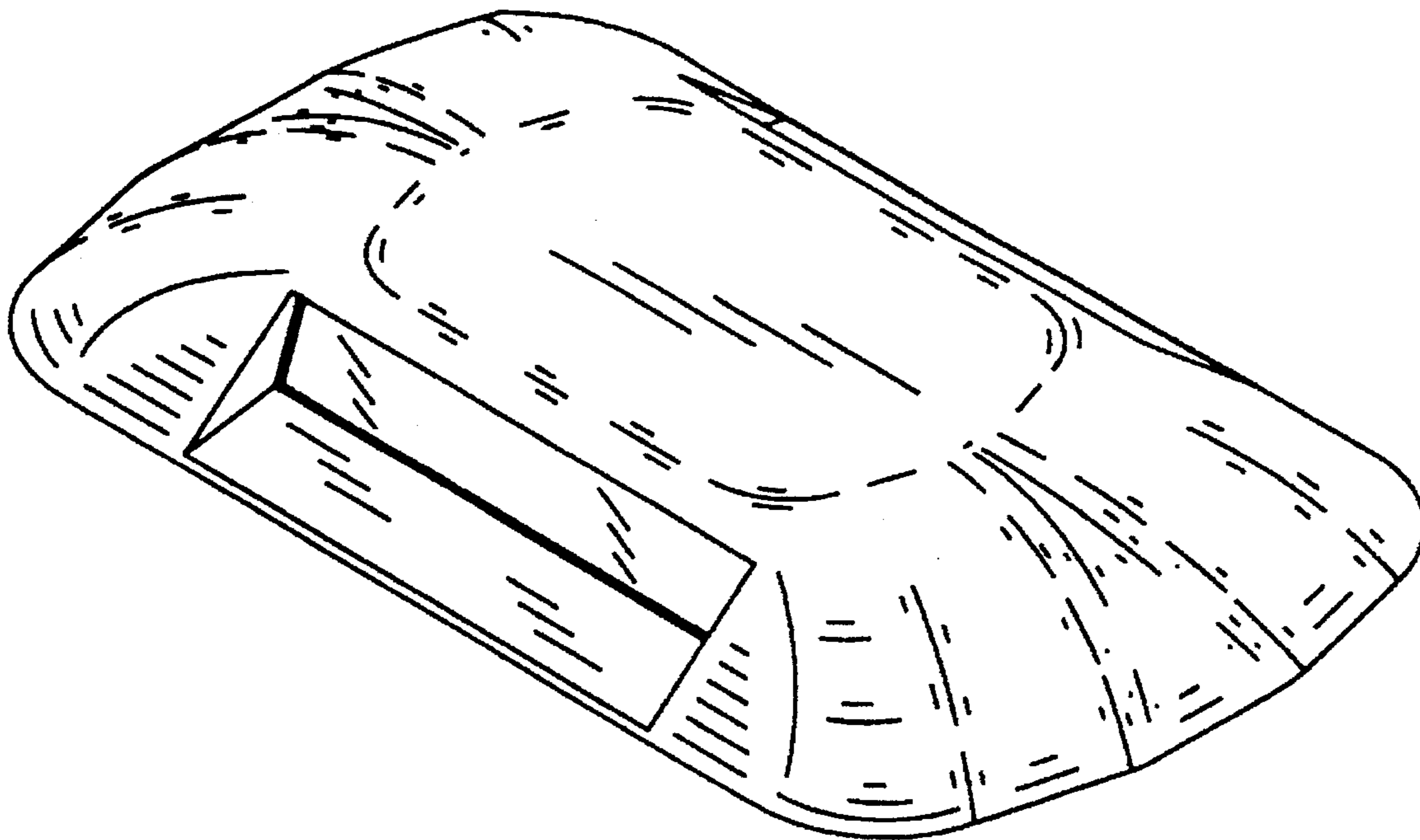
[57] **CLAIM**

The ornamental design for a reflective raised pavement marker, as shown and described.

**DESCRIPTION**

FIG. 1 is a top, front perspective view of a reflective raised pavement marker showing my new design;  
FIG. 2 is a front elevation view thereof;  
FIG. 3 is a side elevational view thereof; the opposite side being a mirror image;  
FIG. 4 is a top plan view thereof; and,  
FIG. 5 is a bottom plan view thereof.

**1 Claim, 1 Drawing Sheet**



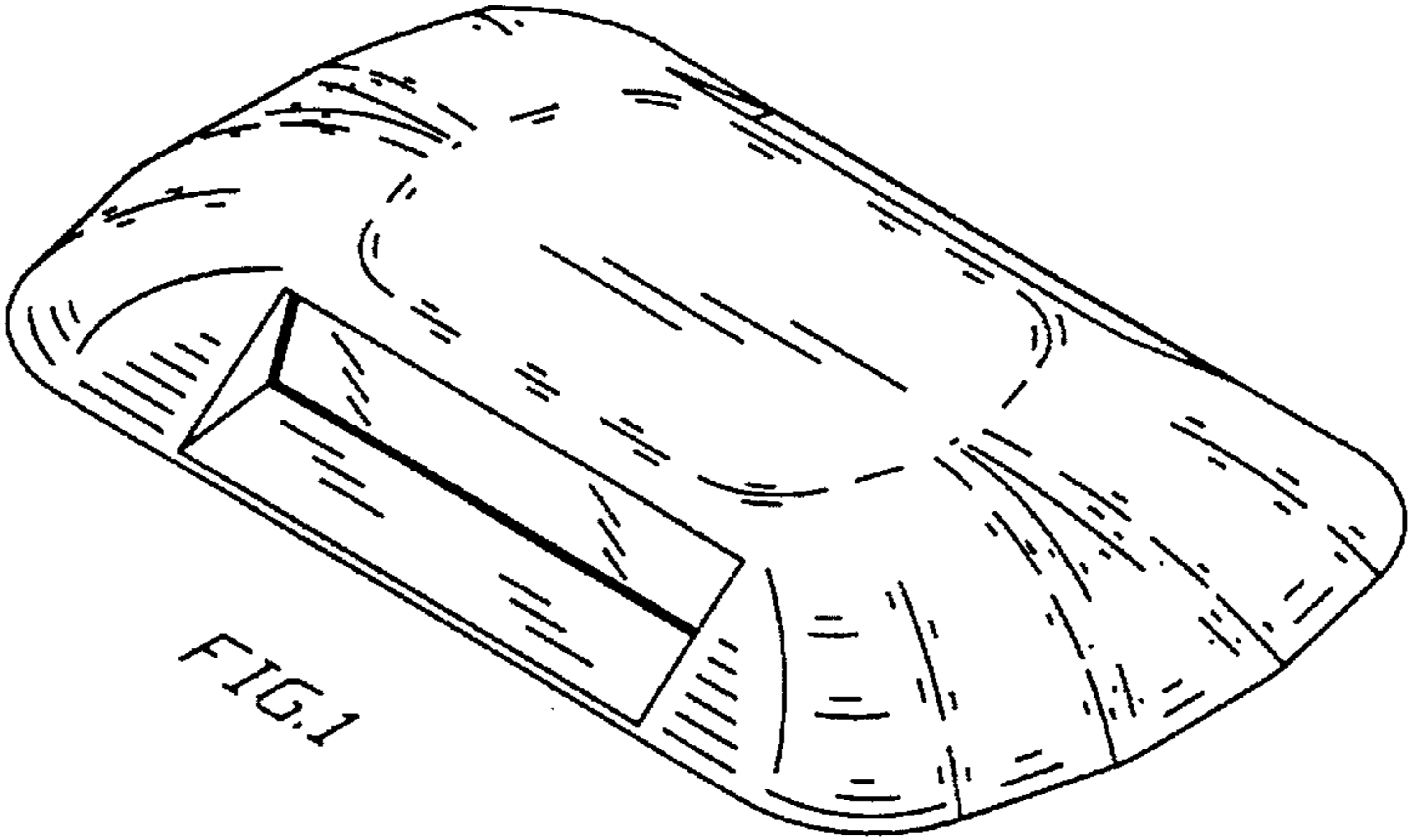


FIG. 1

FIG. 2




FIG. 3



FIG. 4

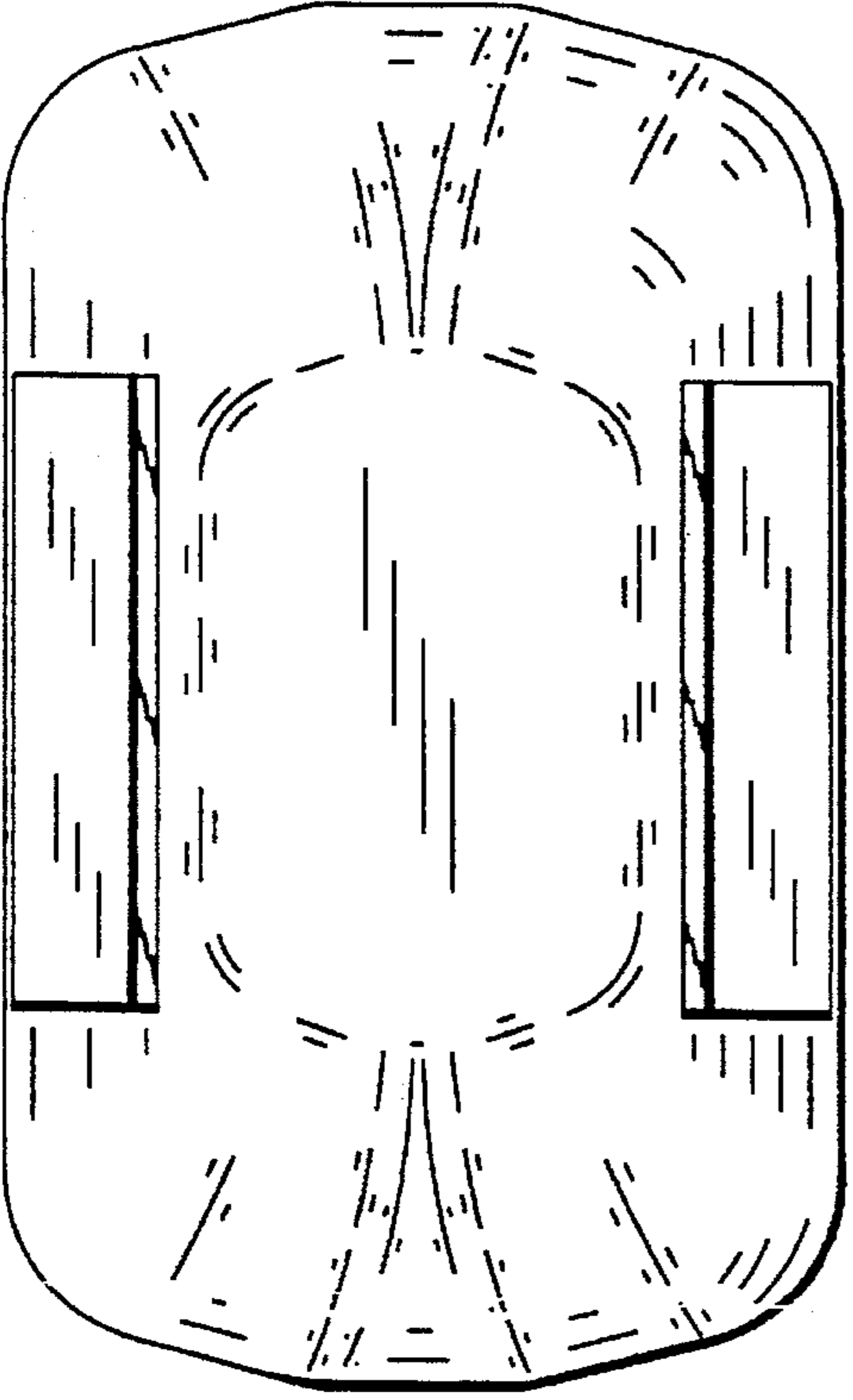


FIG. 5

