



US00D382817S

United States Patent [19]

Ahmadi

[11] Patent Number: **Des. 382,817**

[45] Date of Patent: ****Aug. 26, 1997**

[54] **TIMEPIECE**

[76] Inventor: **Shafiq Ahmadi**, 1415 SW. 116 St.,
Seattle, Wash. 98146

[**] Term: **14 Years**

[21] Appl. No.: **56,376**

[22] Filed: **Jun. 27, 1996**

[51] LOC (6) Cl. **10-02**

[52] U.S. Cl. **D10/30; D10/31**

[58] Field of Search D10/30, 31, 37-39;
D3/207, 208; D8/333; 368/223, 228, 229,
231, 232, 239-242

[56] **References Cited**

U.S. PATENT DOCUMENTS

- D. 99,280 4/1936 Guild D10/126 X
- D. 256,560 8/1980 Van Eyben D10/30
- D. 270,714 9/1983 Sang D10/30 X
- D. 312,415 11/1990 Muller et al. D10/31

- D. 323,990 2/1992 Inora D10/1 X
- D. 336,435 6/1993 Yusa D10/2
- D. 341,940 12/1993 MacDonald D3/207

Primary Examiner—James Gandy
Assistant Examiner—Cathron B. Matta
Attorney, Agent, or Firm—Harold H. Dutton, Jr.; Diane F. Liebman

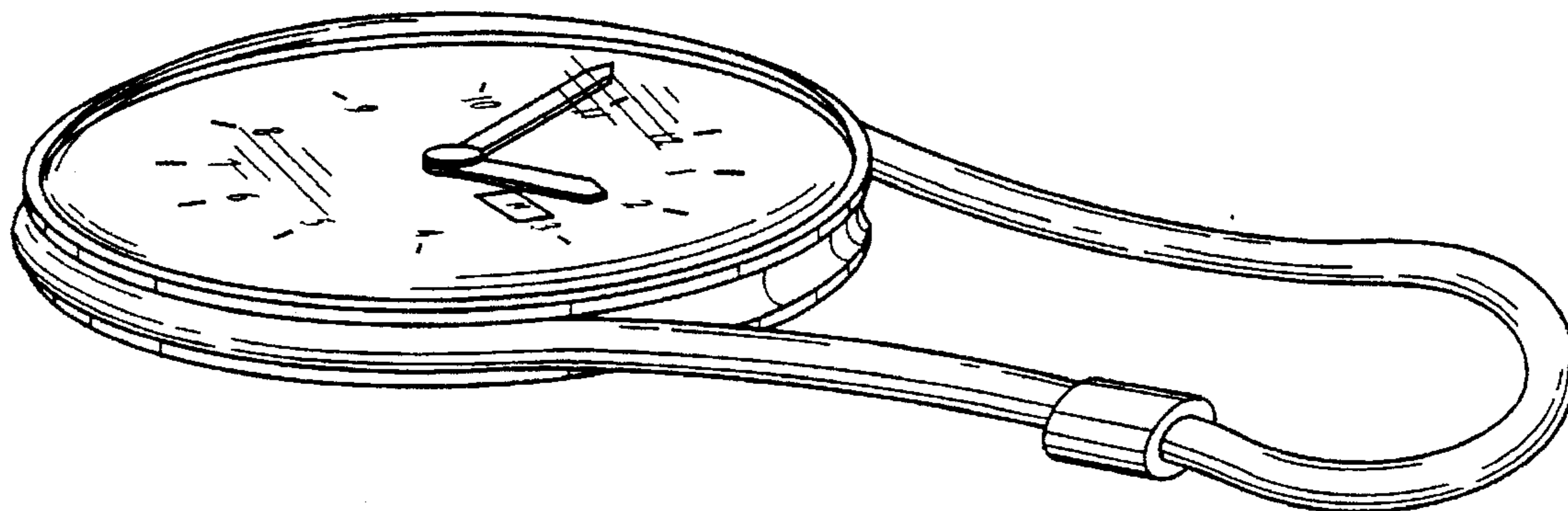
[57] **CLAIM**

The ornamental design for a timepiece, as shown.

DESCRIPTION

FIG. 1 is a perspective view of a timepiece showing my new design;
FIG. 2 is a top view thereof;
FIG. 3 is a bottom view thereof;
FIG. 4 is a right view thereof;
FIG. 5 is a left view thereof;
FIG. 6 is a rear view thereof; and,
FIG. 7 is a front view thereof.

1 Claim, 4 Drawing Sheets



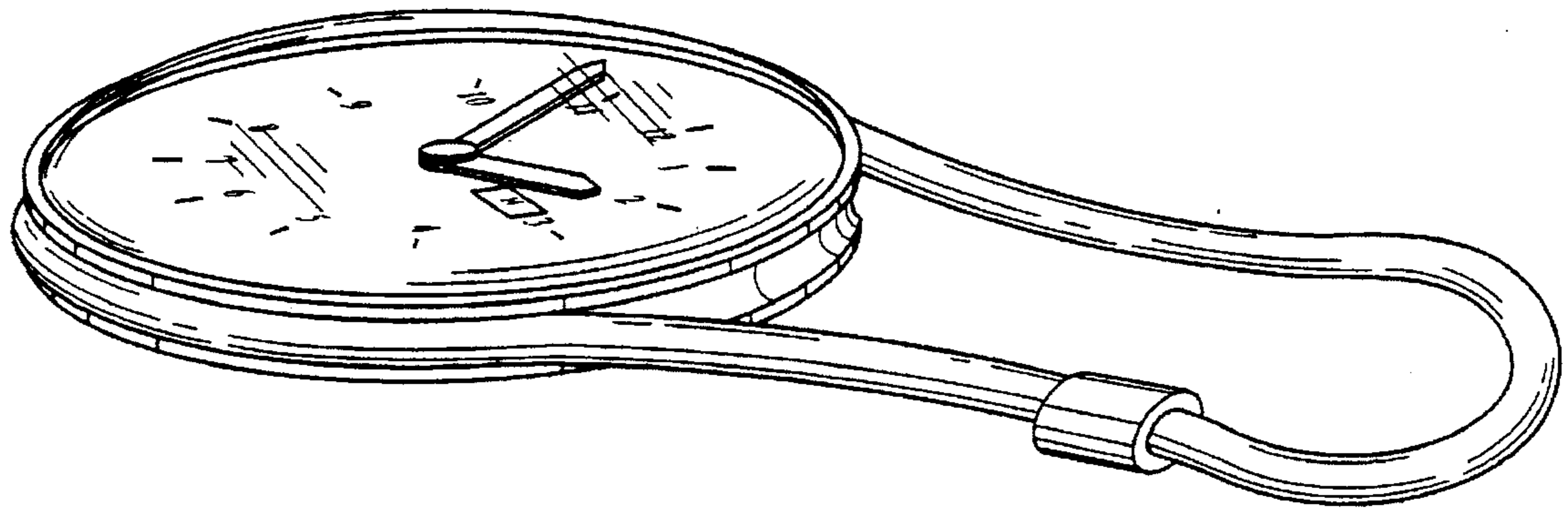


FIG. 1

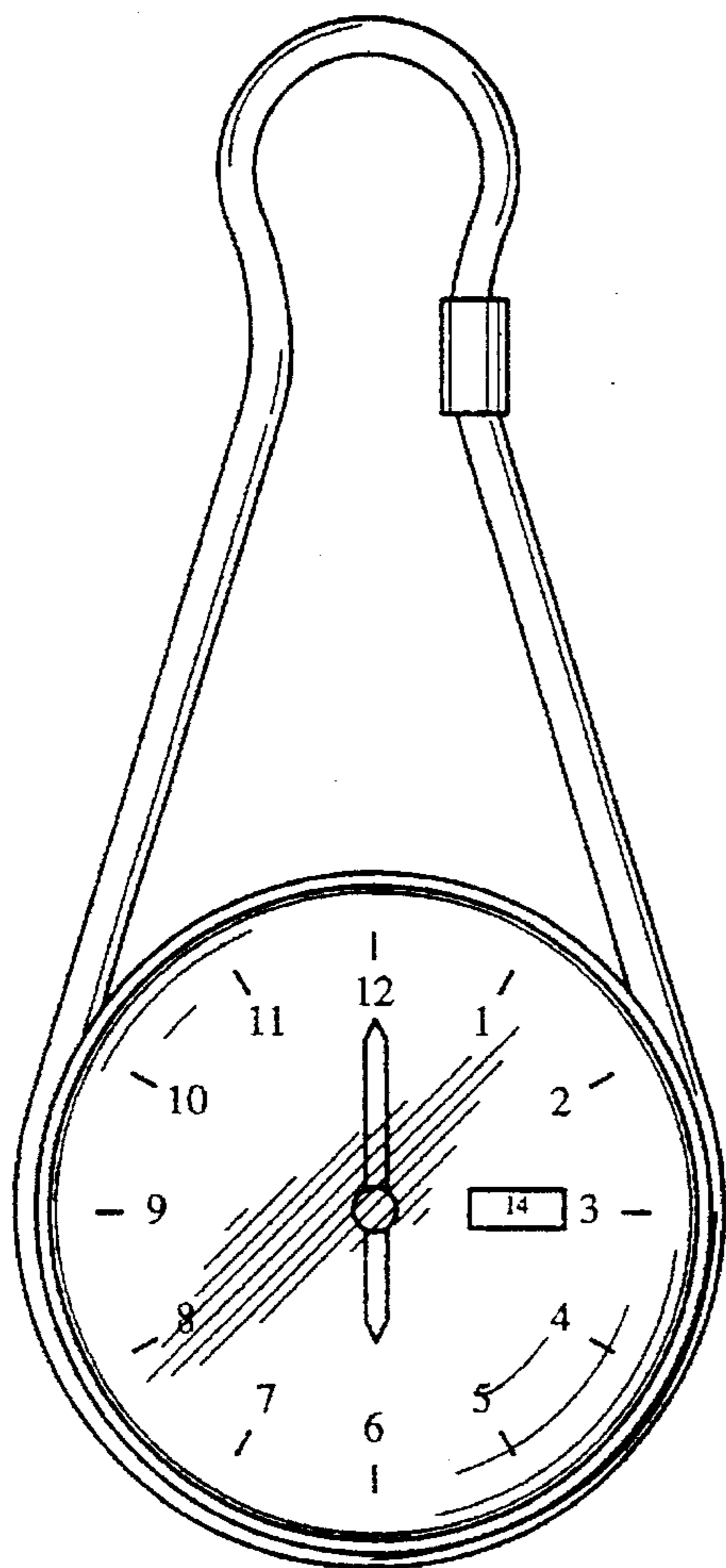


FIG. 2

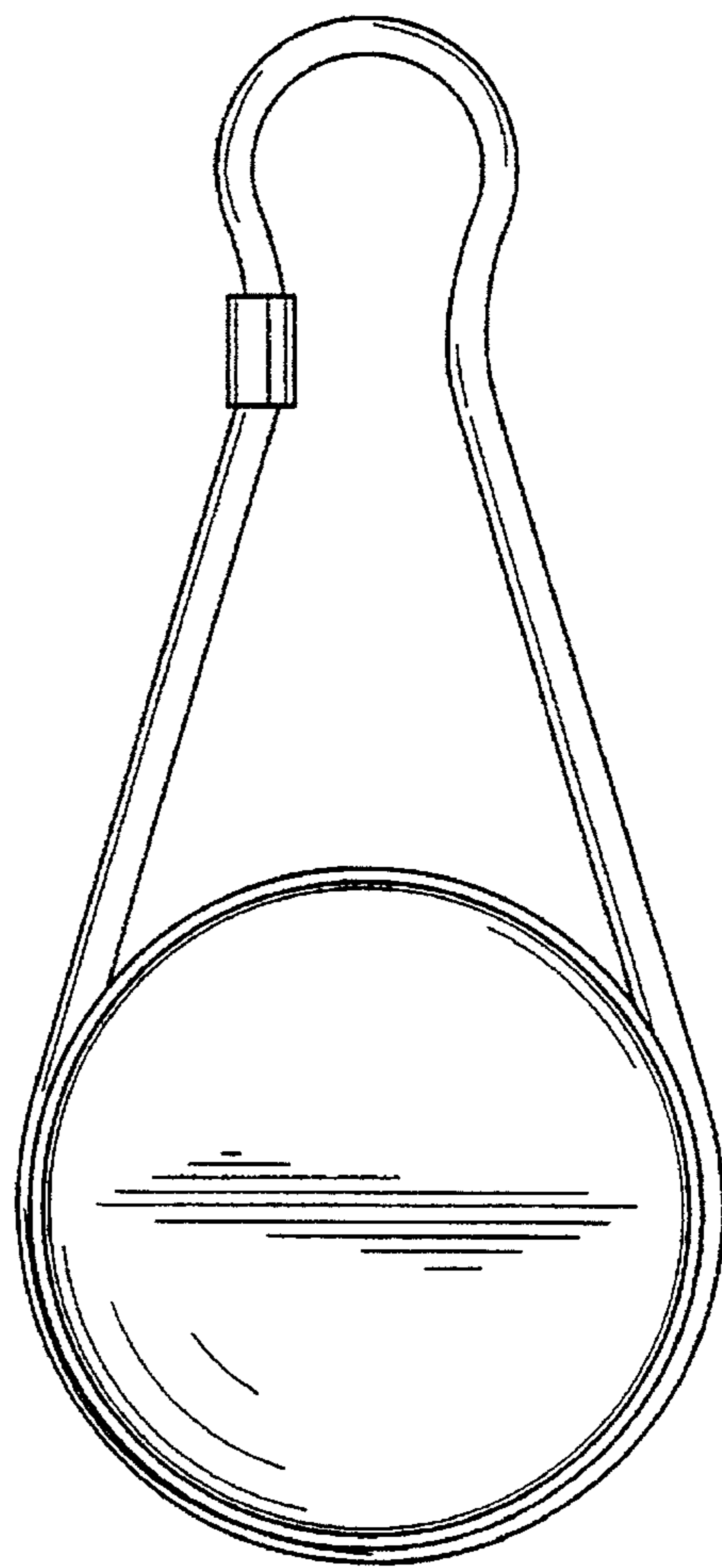


FIG. 3

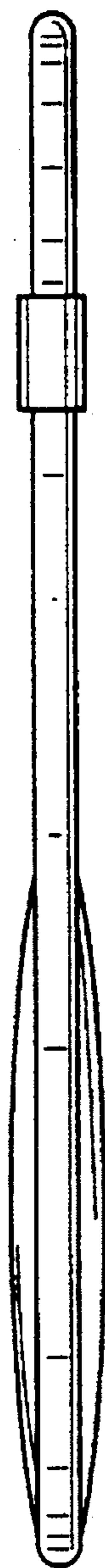


FIG. 4

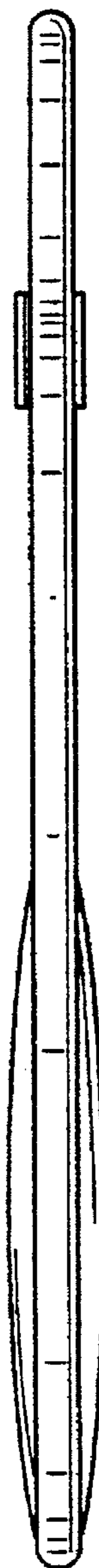


FIG. 5




FIG. 6




FIG. 7