



US00D382746S

United States Patent [19]

[11] Patent Number: Des. 382,746

Meier et al.

[45] Date of Patent: **Aug. 26, 1997

[54] OVERBED TABLE SECONDARY TRAY

4,922,836 5/1990 Damico 108/144

5,181,681 1/1993 Edwards 108/106 X

5,359,741 11/1994 Lang 108/49 X

[75] Inventors: **Steven Meier**, Portage; **Jason Reichard**, Scotts, both of Mich.

OTHER PUBLICATIONS

[73] Assignee: **Stryker Corporation**, Kalamazoo, Mich.

Stryker Patient Care brochure, Mar. 1995, Split-Top Overbed Tables (submitted by applicant).

[**] Term: **14 Years**

Primary Examiner—James Gandy

Assistant Examiner—Linda Brooks

[21] Appl. No.: **43,543**

Attorney, Agent, or Firm—Flynn, Thiel, Boutell & Tanis, P.C.

[22] Filed: **Sep. 6, 1995**

CLAIM

[51] LOC (6) Cl. **06-03**

[52] U.S. Cl. **D6/511**

[58] Field of Search D6/511, 509, 480, D6/491, 513; D34/17; 312/249.9, 249.11, 282, 334.26; 269/16; 108/140, 49, 8, 106, 144, 93, 69, 90, 91, 92; 206/557; 211/134, 74, 135, 187, 153; 248/131, 415, 425; 5/503.1, 507.1, 623, 658

The ornamental design for an overbed table secondary tray, as shown and described.

DESCRIPTION

References Cited

U.S. PATENT DOCUMENTS

D. 190,082	4/1961	Chervenka	D34/17	X
D. 323,560	1/1992	Boyce et al.	D6/480	X
3,162,150	12/1964	Armstrong	108/106	
3,498,470	3/1970	Thomas	211/74	
4,512,607	4/1985	Rapp	108/49	X
4,672,898	6/1987	Davidson	108/8	

FIG. 1 is a top and right front isometric view of an overbed table secondary tray showing our new design;

FIG. 2 is a bottom and right rear isometric view of an overbed table secondary tray showing our new design;


FIG. 3 is a top plan view thereof;

FIG. 4 is a front view thereof, the rear view being identical thereto;

FIG. 5 is a left side view thereof, the right side view being identical thereto; and,

FIG. 6 is a bottom plan view thereof.

1 Claim, 5 Drawing Sheets



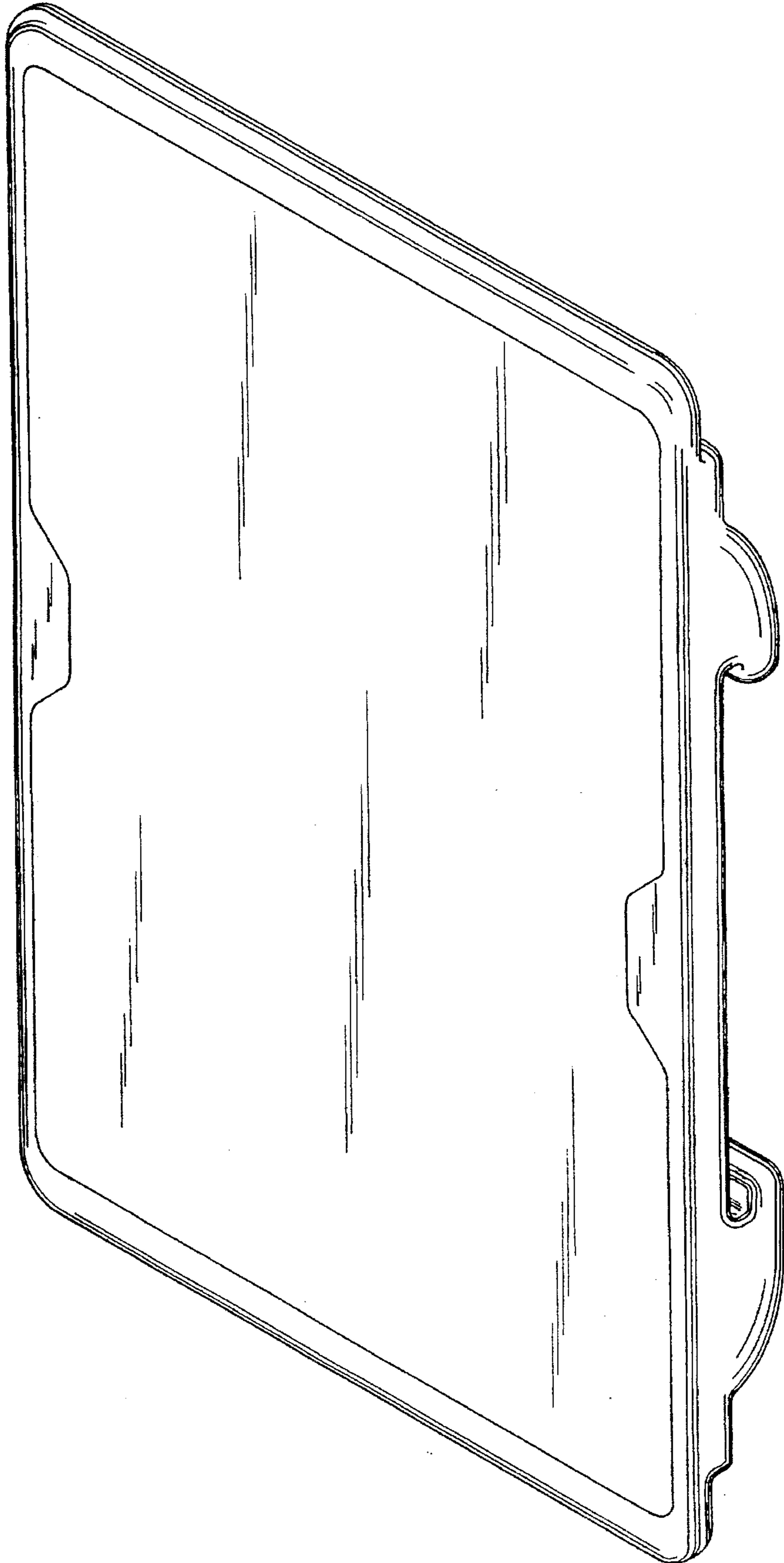


FIG. 1




FIG. 2




FIG. 3




FIG. 4

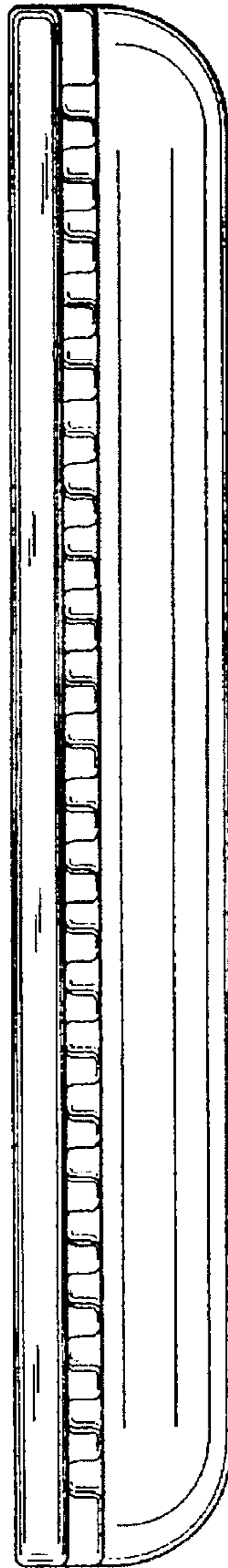


FIG. 5

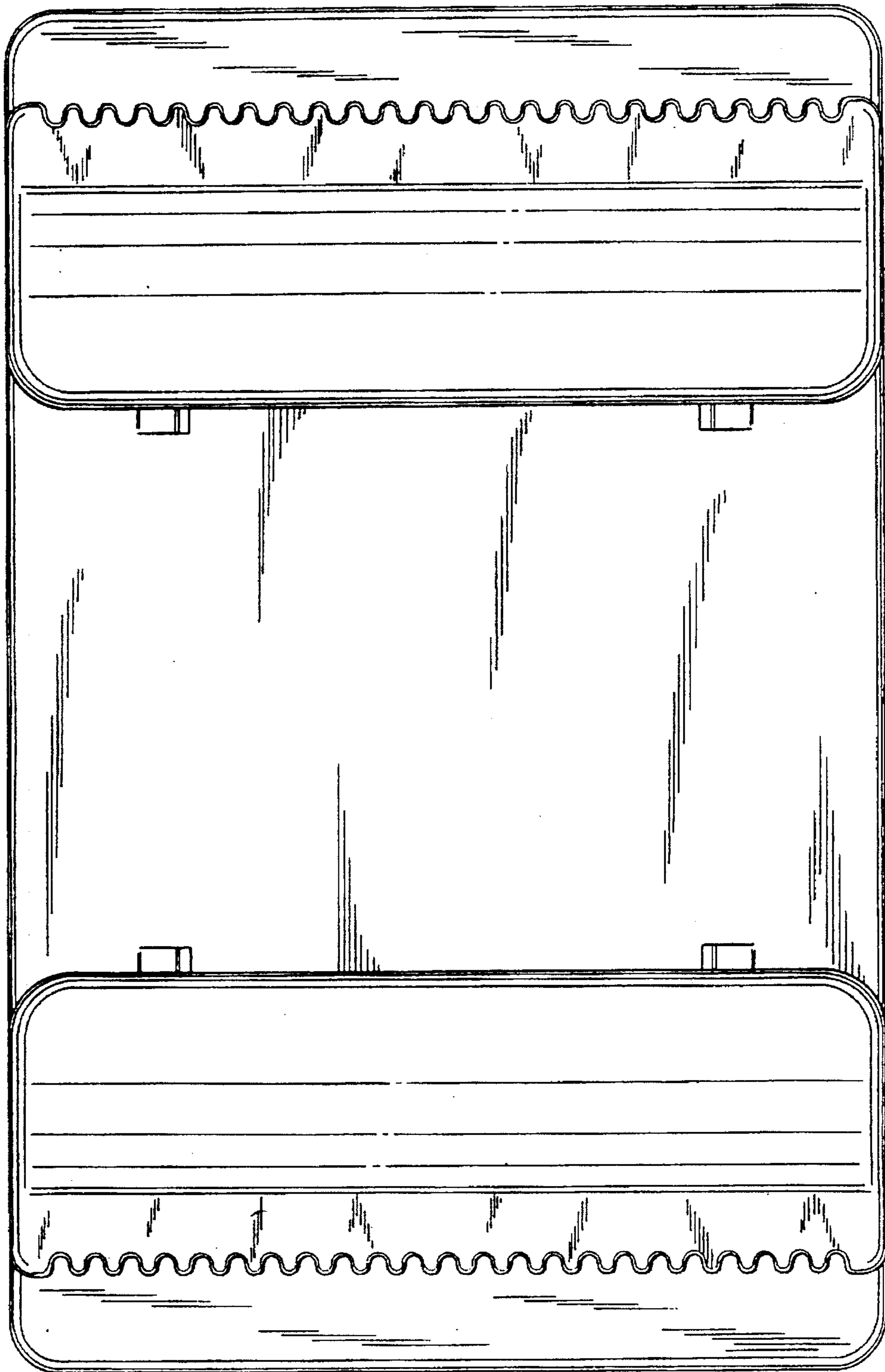


FIG. 6