



US00D382745S

United States Patent [19] Wells

[11] Patent Number: **Des. 382,745**
[45] Date of Patent: ****Aug. 26, 1997**

[54] TOP PORTION OF A SPRING CORE

FOREIGN PATENT DOCUMENTS

[75] Inventor: **Thomas J. Wells**, Carthage, Mo.

386251 1/1933 United Kingdom .
1376281 12/1974 United Kingdom .

[73] Assignee: **L&P Property Management Company**, Chicago, Ill.

Primary Examiner—Janice E. Seeger
Attorney, Agent, or Firm—Wood, Herron & Evans

[**] Term: **14 Years**

[57] CLAIM

[21] Appl. No.: **57,093**

The ornamental design for a top portion of a spring core, as shown and described.

[22] Filed: **Jul. 16, 1996**

DESCRIPTION

[51] LOC (6) Cl. **06-06**

[52] U.S. Cl. **D6/504; D6/606**

[58] Field of Search D6/504, 605, 606;
5/246-248, 255-257; 267/91

FIG. 1 is a top plan view of a top portion of a spring core, showing my new design;

FIG. 2 is an enlarged view taken from section 2 of FIG. 1; FIG. 3 is a side elevational view;

FIG. 4 is an enlarged view taken from section 4 of FIG. 3; FIG. 5 is an elevational view, showing the side opposite that shown in FIG. 3;

FIG. 6 is an enlarged view taken from section 6 of FIG. 5; FIG. 7 is an end elevational view;

FIG. 8 is an enlarged view taken from section 8 of FIG. 7; FIG. 9 is an end elevational view showing the end opposite that shown in FIG. 7; and,

FIG. 10 is an enlarged view taken from section 10 in FIG. 9.

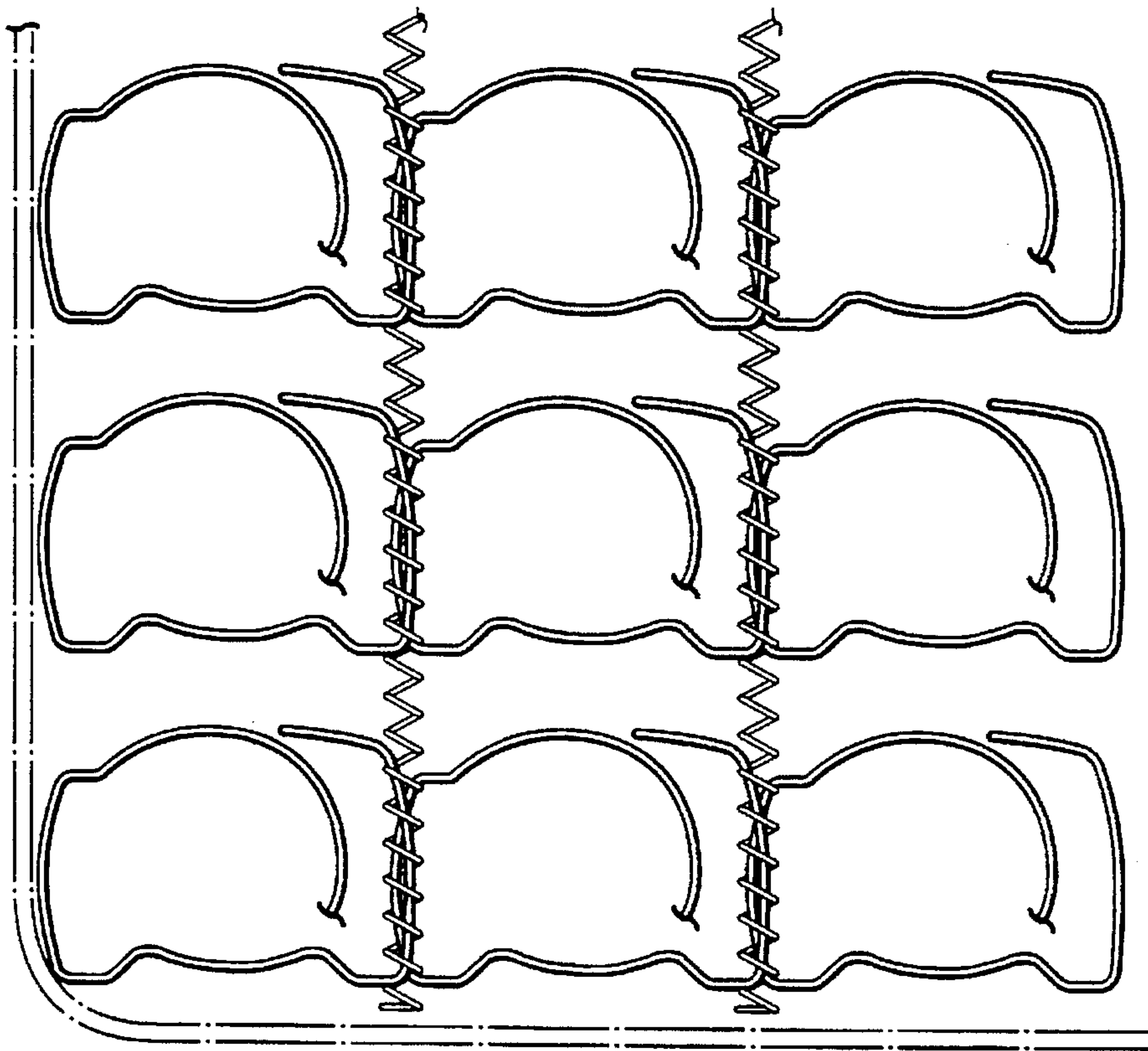
The broken lines are for environmental purposes only and form no part of the claimed design.

[56] References Cited

U.S. PATENT DOCUMENTS

664,756	12/1900	Hunt .	
1,337,320	4/1920	Karr .	
1,744,389	1/1930	Karr .	
1,798,885	3/1931	Karr .	
1,887,058	11/1932	Karr .	
1,897,309	2/1933	Karr	5/256
1,938,489	12/1933	Karr .	
2,374,850	5/1945	Wunderlich .	
2,581,686	1/1952	McRoskey .	
3,533,114	10/1970	Karpen .	
4,609,186	9/1986	Thoenen	267/91
4,726,572	2/1988	Flesher et al.	267/91
4,817,924	4/1989	Thoenen .	

1 Claim, 3 Drawing Sheets






FIG. 1

2

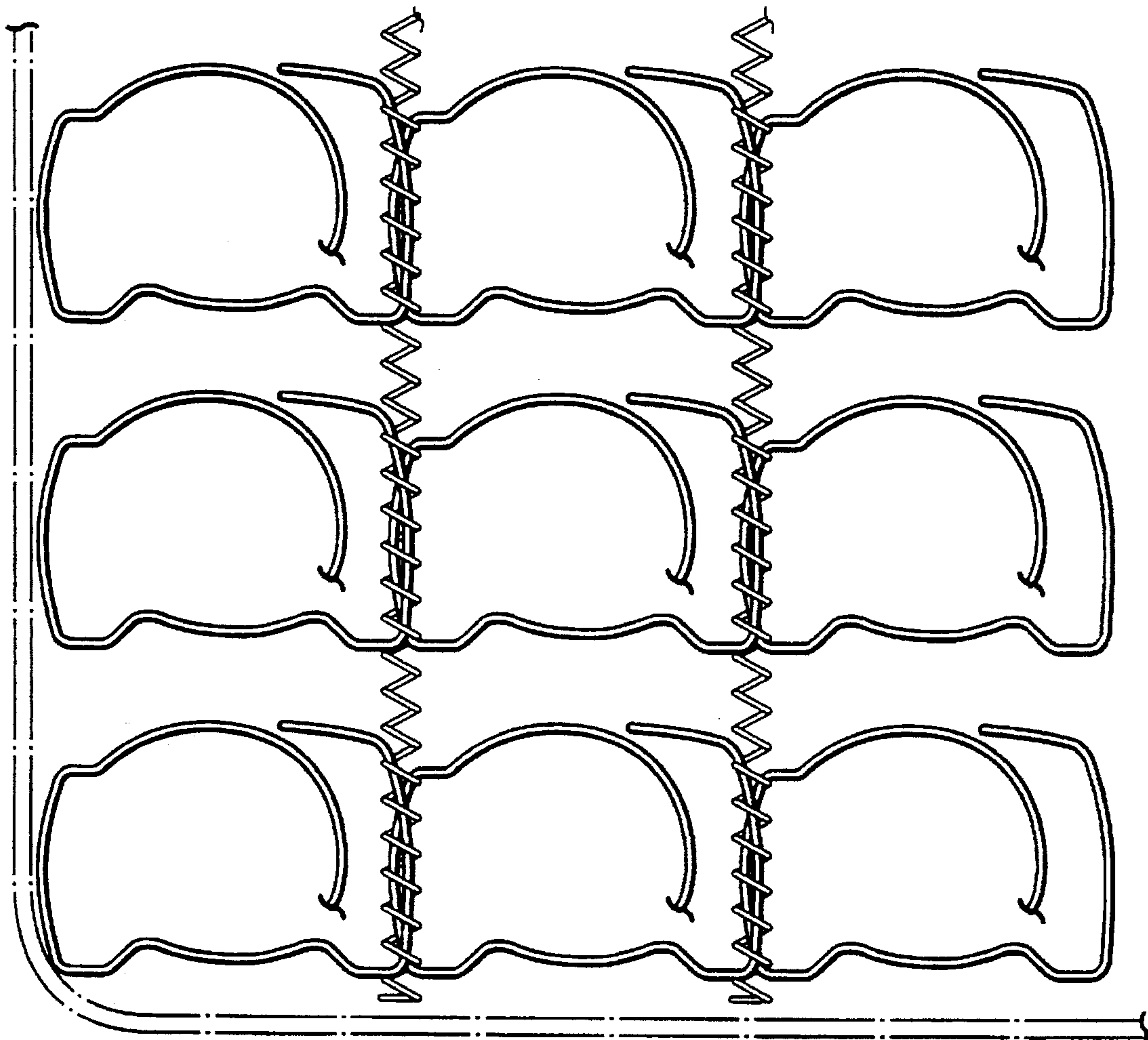


FIG. 2




FIG. 4



FIG. 6

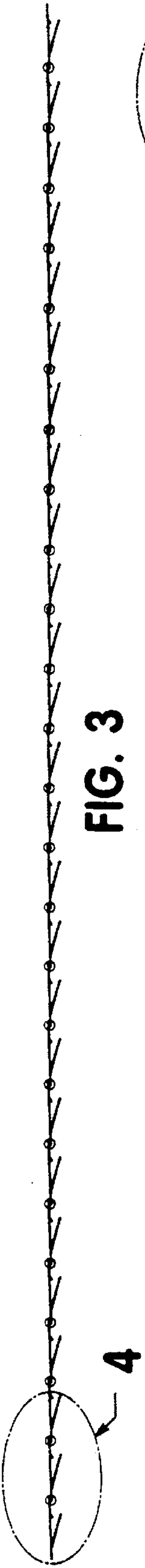


FIG. 3

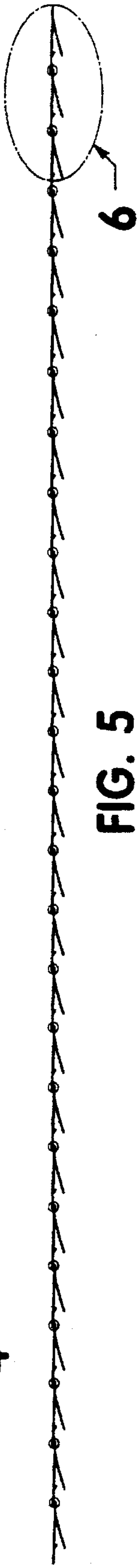


FIG. 5



FIG. 7




FIG. 9

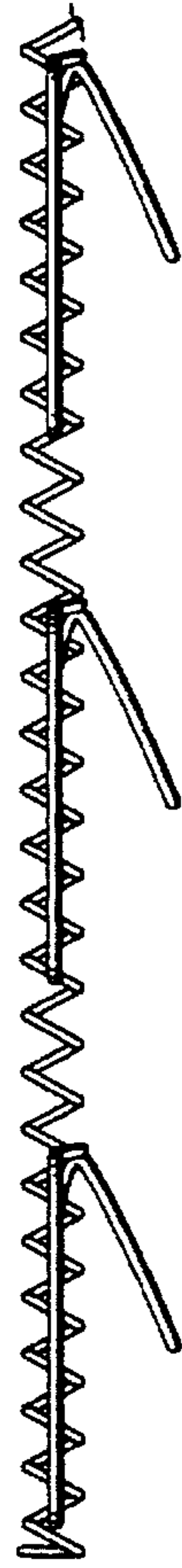


FIG. 8

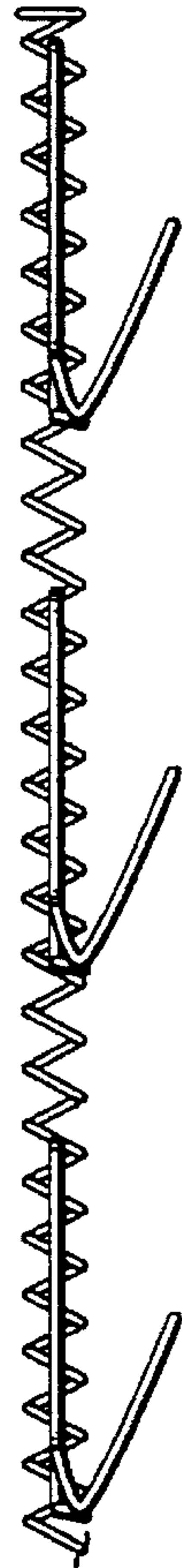


FIG. 10