



US00D382743S

**United States Patent** [19]  
**Ramsey**

[11] **Patent Number:** **Des. 382,743**  
[45] **Date of Patent:** **\*\*Aug. 26, 1997**

[54] **TOP PORTION OF A SPRING CORE**

4,817,924 4/1989 Thoenen .

[75] **Inventor:** **Henry Ramsey**, Dudley, Mass.

**FOREIGN PATENT DOCUMENTS**

[73] **Assignee:** **L&P Property Management Company**, Chicago, Ill.

386251 1/1933 United Kingdom ..... 267/91  
1376281 12/1974 United Kingdom .

[\*\*] **Term:** **14 Years**

*Primary Examiner*—Janice E. Seeger  
*Attorney, Agent, or Firm*—Wood, Herron & Evans

[21] **Appl. No.:** **51,698**

[57] **CLAIM**

[22] **Filed:** **Mar. 15, 1996**

The ornamental design for a top portion of a spring core, as shown and described.

[51] **LOC (6) Cl.** ..... **06-06**

[52] **U.S. Cl.** ..... **D6/504; D6/606**

[58] **Field of Search** ..... **D6/504, 605, 606; 5/246-248, 255-257; 267/91**

**DESCRIPTION**

[56] **References Cited**

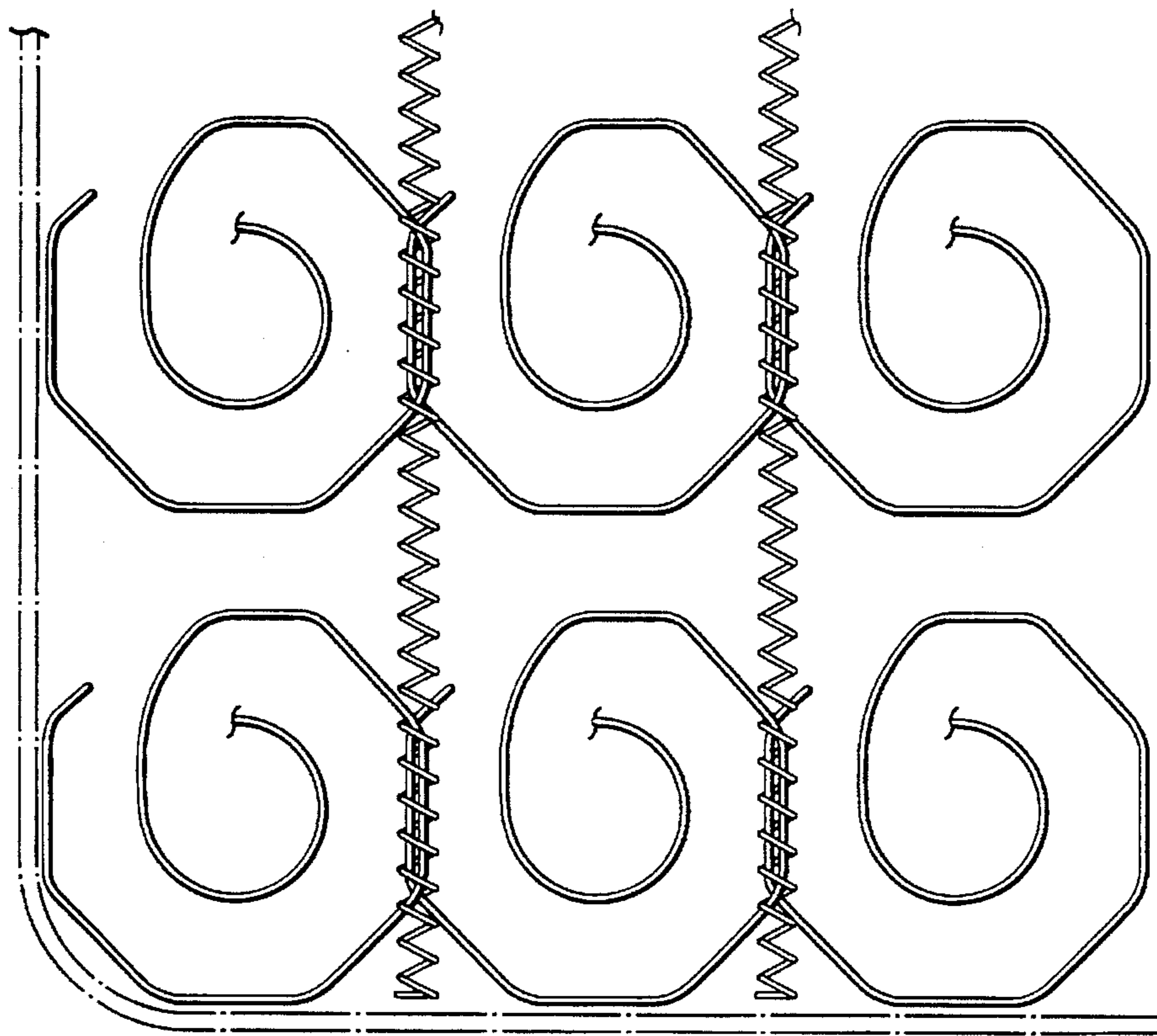
**U.S. PATENT DOCUMENTS**

- 664,756 12/1900 Hunt .
- 1,337,320 4/1920 Karr .
- 1,744,389 1/1930 Karr .
- 1,798,885 3/1931 Karr .
- 1,887,058 11/1932 Karr .
- 1,897,309 2/1933 Karr .
- 1,938,489 12/1933 Karr .
- 1,962,436 6/1934 Dyer ..... 5/256
- 2,374,850 5/1945 Wunderlich .
- 2,581,686 1/1952 McRoskey ..... 5/256 X
- 3,533,114 10/1970 Karpen .
- 4,609,186 9/1986 Thoenen .
- 4,726,572 2/1988 Flesher et al. .

FIG. 1 is a top plan view of a top portion of a spring core, showing my new design;  
 FIG. 2 is an enlarged view taken from section 2 of FIG. 1;  
 FIG. 3 is a side elevational view;  
 FIG. 4 is an enlarged view taken from section 4 of FIG. 3;  
 FIG. 5 is an elevational view, showing the side opposite that shown in FIG. 3;  
 FIG. 6 is an enlarged view taken from section 6 of FIG. 5;  
 FIG. 7 is an end elevational view;  
 FIG. 8 is an enlarged view taken from section 8 of FIG. 7;  
 FIG. 9 is an end elevational view showing the end opposite that shown in FIG. 7; and,  
 FIG. 10 is an enlarged view taken from section 10 in FIG. 9.

The broken lines are for environmental purposes only and form no part of the claimed design.

**1 Claim, 3 Drawing Sheets**






FIG. 1

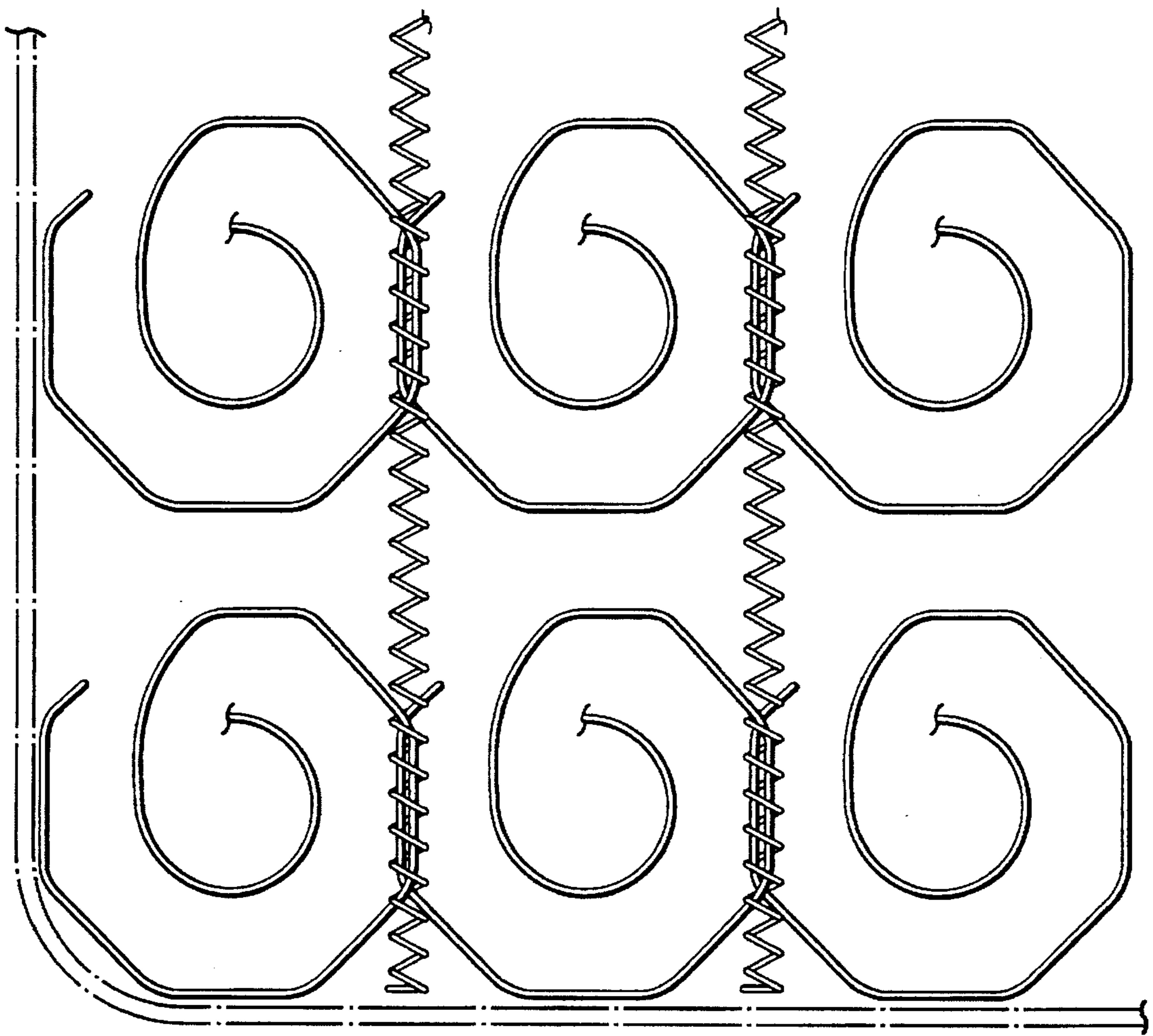


FIG. 2

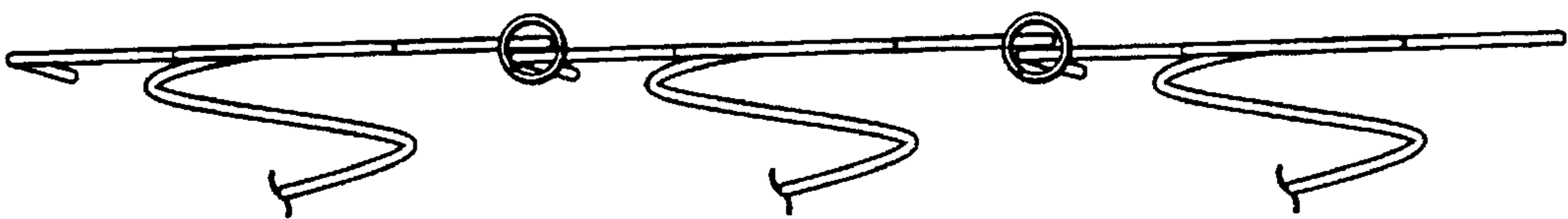


FIG. 4

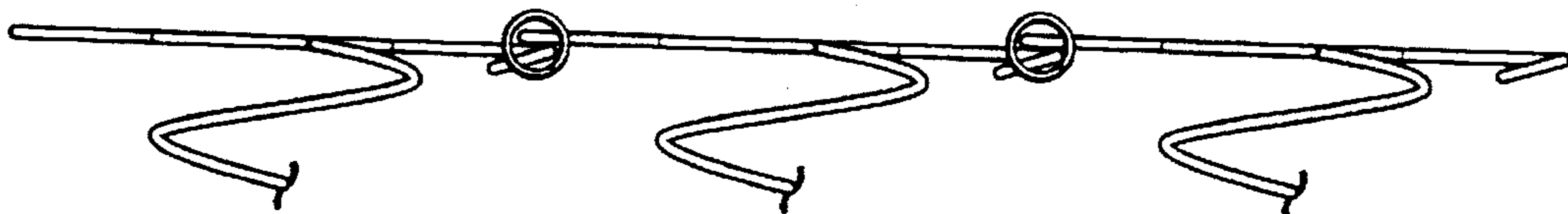


FIG. 6

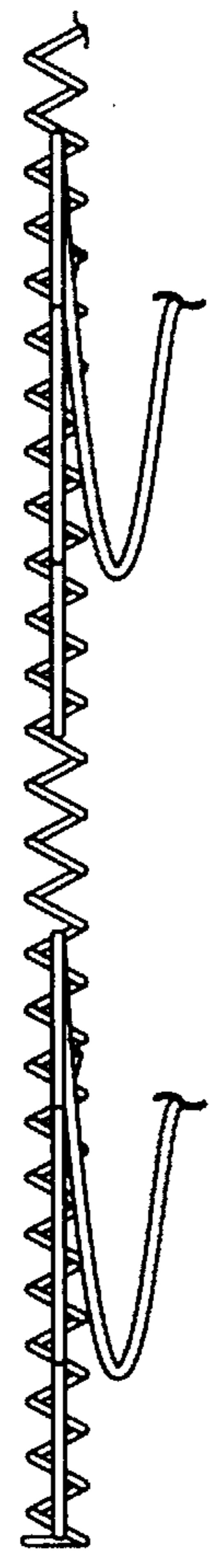

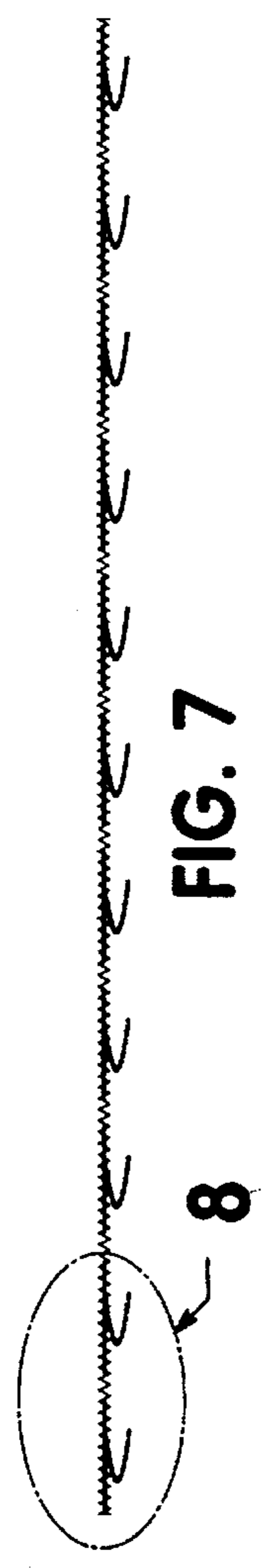
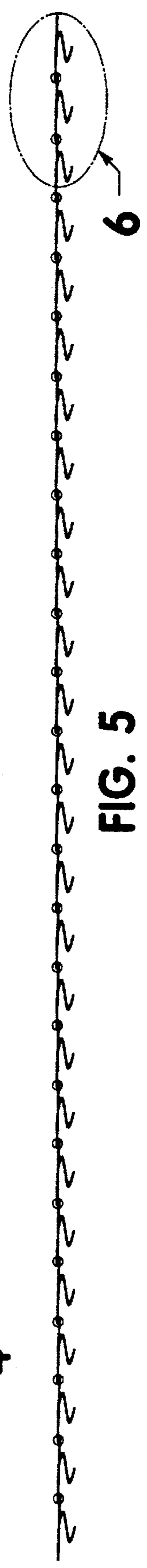
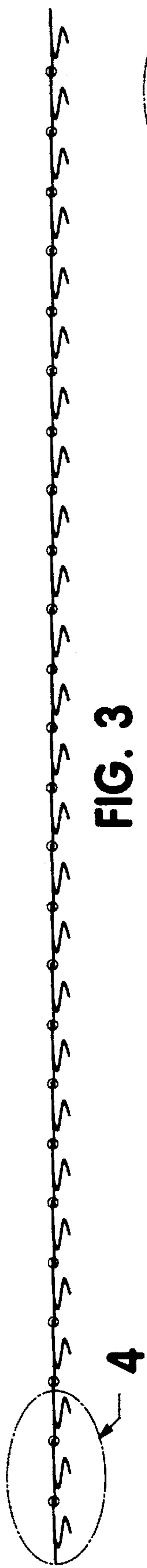


FIG. 8

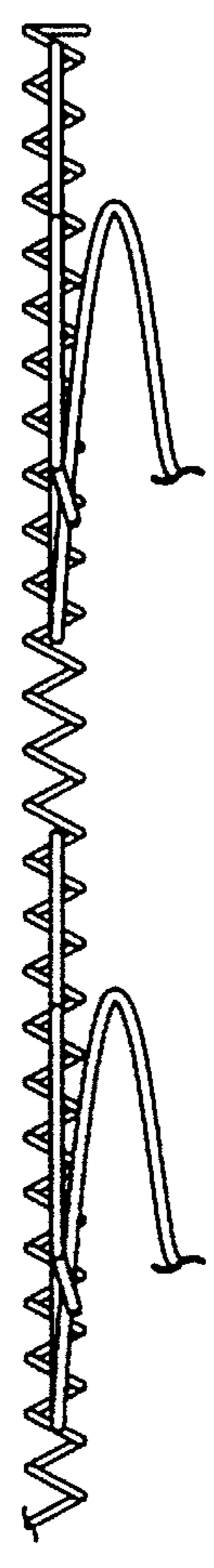


FIG. 10