



US00D382741S

United States Patent [19] Eigenmann

[11] Patent Number: Des. 382,741

[45] Date of Patent: **Aug. 26, 1997

[54] TOP PORTION OF A SPRING CORE

4,781,360 11/1988 Ramsey 267/91
4,817,924 4/1989 Thoenen .

[75] Inventor: **Guido Eigenmann**, Rheineck,
Switzerland

FOREIGN PATENT DOCUMENTS

[73] Assignee: **L&P Property Management
Company**, Chicago, Ill.

386251 1/1933 United Kingdom .
1376281 12/1974 United Kingdom .

[**] Term: **14 Years**

Primary Examiner—Janice E. Seeger
Attorney, Agent, or Firm—Wood, Herron & Evans

[21] Appl. No.: **51,689**

[57] **CLAIM**

[22] Filed: **Mar. 15, 1996**

The ornamental design for a top portion of a spring core, as shown and described.

[51] LOC (6) Cl. **06-06**

DESCRIPTION

[52] U.S. Cl. **D6/504; D6/606**

[58] Field of Search D6/504, 605, 606;
5/246-248, 255-257; 267/91

FIG. 1 is a top plan view of a top portion of a spring core, showing my new design;
FIG. 2 is an enlarged view taken from section 2 of FIG. 1;
FIG. 3 is a side elevational view;
FIG. 4 is an enlarged view taken from section 4 of FIG. 3;
FIG. 5 is an elevational view, showing the side opposite that shown in FIG. 3;
FIG. 6 is an enlarged view taken from section 6 of FIG. 5;
FIG. 7 is an end elevational view;
FIG. 8 is an enlarged view taken from section 8 of FIG. 7;
FIG. 9 is an end elevational view showing the end opposite that shown in FIG. 7; and,
FIG. 10 is an enlarged view taken from section 10 in FIG. 9.

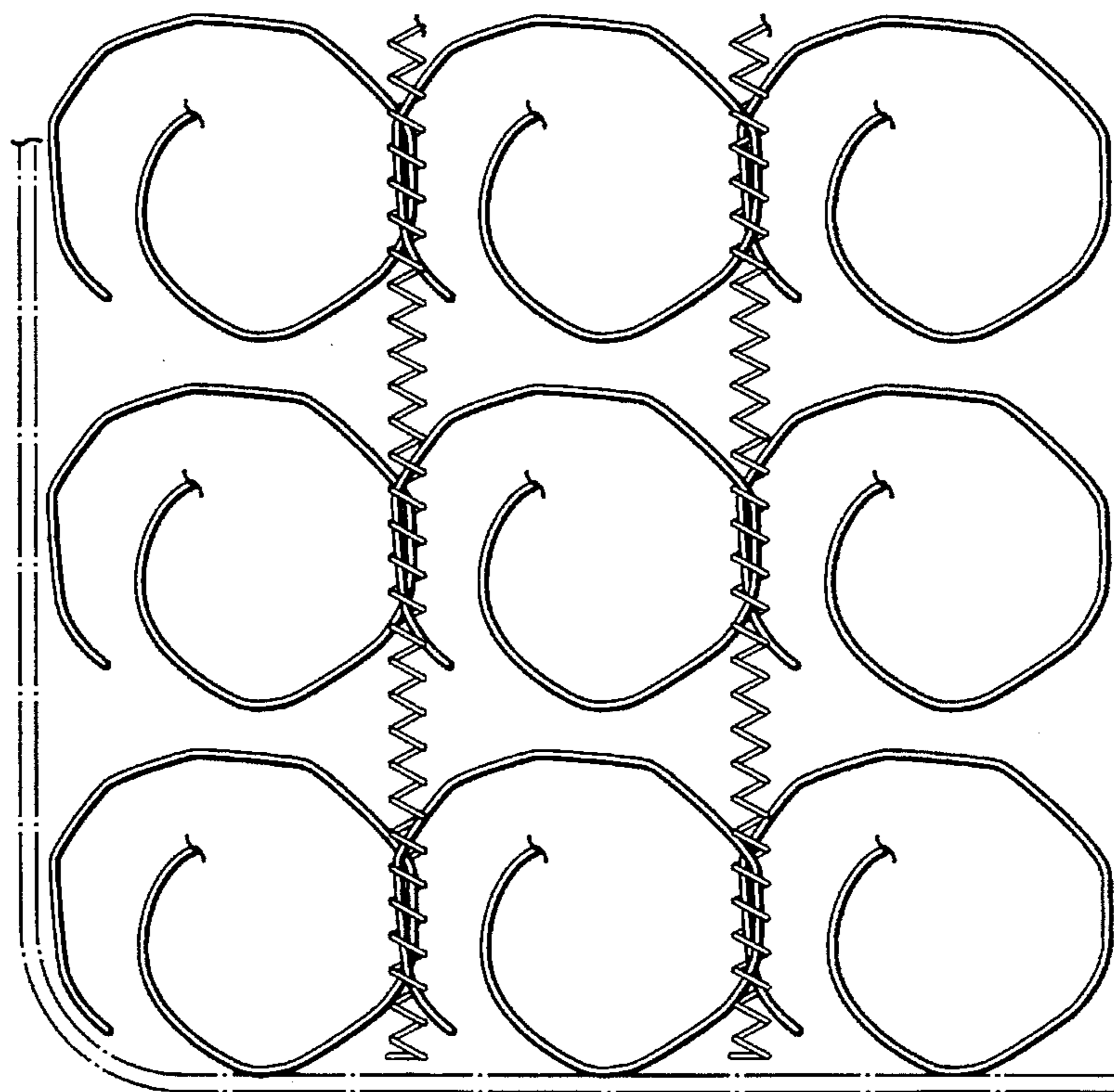
[56] References Cited

U.S. PATENT DOCUMENTS

664,756 12/1900 Hunt .
1,337,320 4/1920 Karr .
1,744,389 1/1930 Karr .
1,798,885 3/1931 Karr .
1,887,058 11/1932 Karr .
1,897,309 2/1933 Karr .
1,938,489 12/1933 Karr .
2,374,850 5/1945 Wunderlich .
2,581,686 1/1952 McRoskey .
3,533,114 10/1970 Karpen .
3,685,062 8/1972 Pearson 267/91 X
4,609,186 9/1986 Thoenen .
4,726,572 2/1988 Flesher et al. .

The broken lines are for environmental purposes only and form no part of the claimed design.

1 Claim, 3 Drawing Sheets






FIG. 1

2

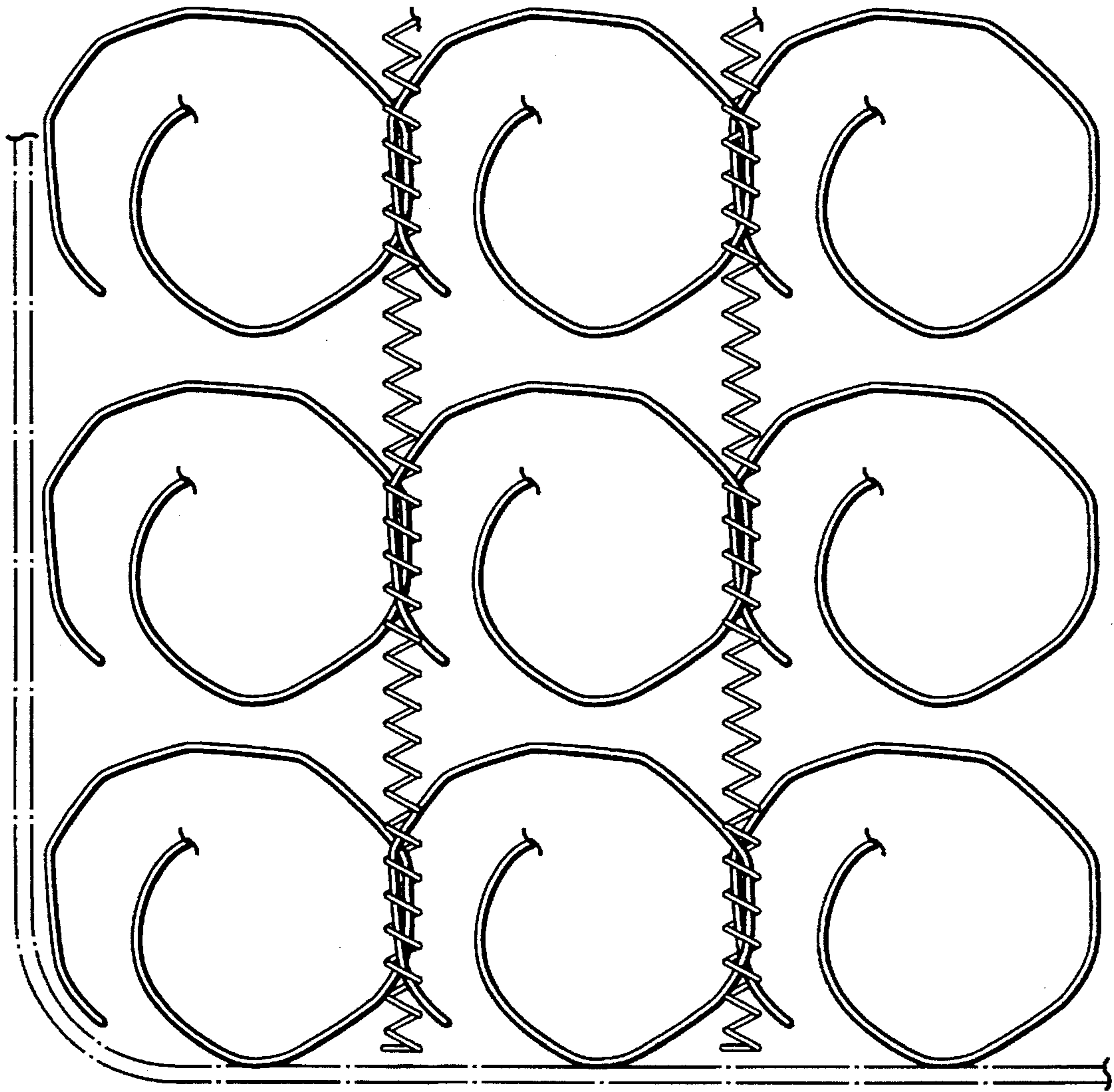


FIG. 2




FIG. 4



FIG. 6

