



US00D382739S

**United States Patent** [19]  
**Ramsey**

[11] **Patent Number: Des. 382,739**  
[45] **Date of Patent: \*\*Aug. 26, 1997**

[54] **TOP PORTION OF A SPRING CORE**

4,726,572 2/1988 Flesher et al. .  
4,817,924 4/1989 Thoenen .

[75] **Inventor: Henry Ramsey, Dudley, Mass.**

**FOREIGN PATENT DOCUMENTS**

[73] **Assignee: L&P Property Management Company, Chicago, Ill.**

386251 1/1933 United Kingdom .  
1376281 12/1974 United Kingdom .

[\*\*] **Term: 14 Years**

*Primary Examiner*—Janice E. Seeger  
*Attorney, Agent, or Firm*—Wood, Herron & Evans

[21] **Appl. No.: 51,670**

[57] **CLAIM**

[22] **Filed: Mar. 15, 1996**

The ornamental design for a top portion of a spring core, as shown and described.

[51] **LOC (6) Cl. .... 06-06**

[52] **U.S. Cl. .... D6/504; D6/606**

[58] **Field of Search .... D6/504, 605, 606; 5/246-248, 255-257; 267/91**

**DESCRIPTION**

[56] **References Cited**

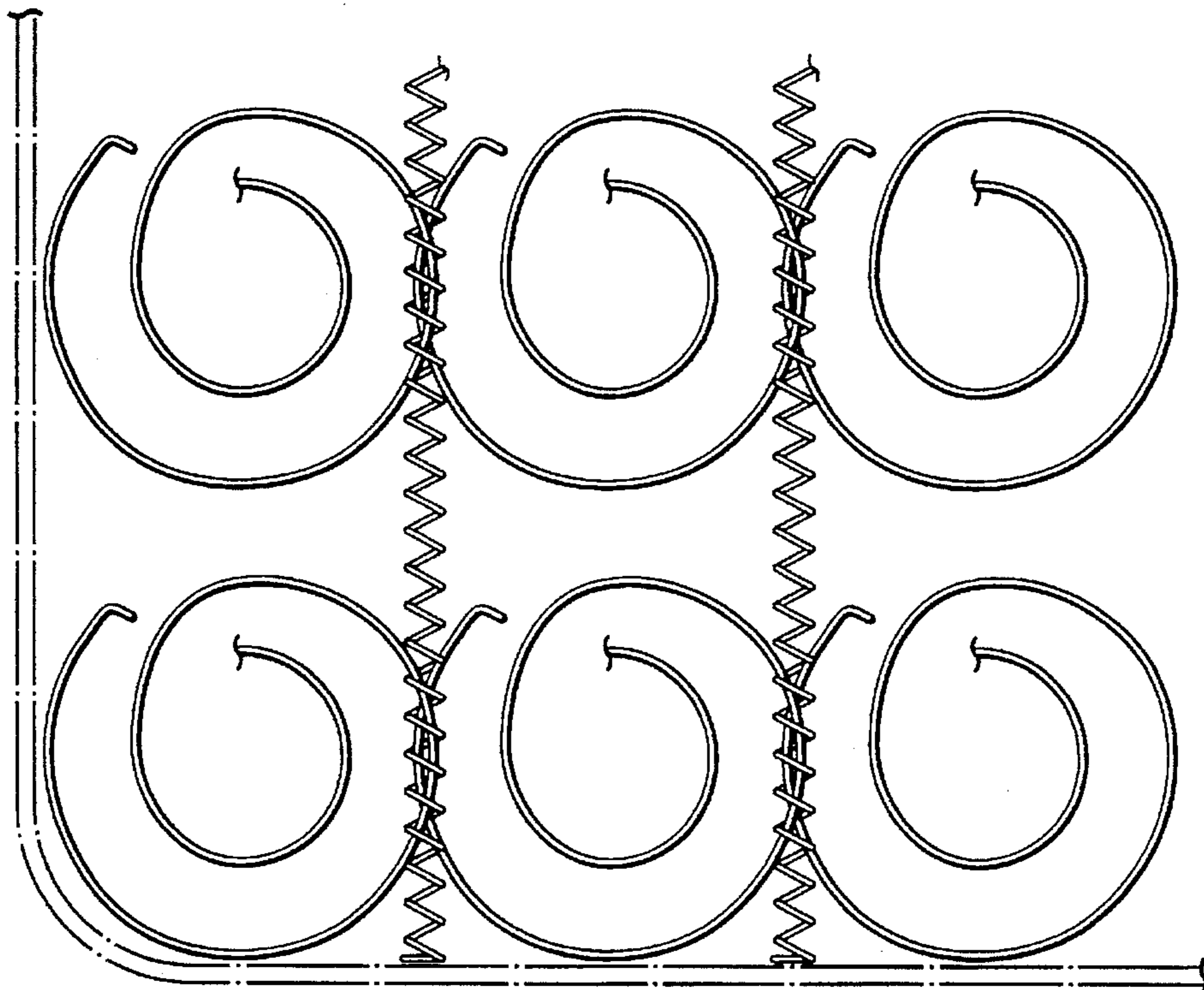
**U.S. PATENT DOCUMENTS**

405,821	6/1889	Bonnell et al. ....	267/91 X
664,756	12/1900	Hunt .	
1,337,320	4/1920	Karr .	
1,744,389	1/1930	Karr .	
1,798,885	3/1931	Karr .	
1,879,172	9/1932	Gail .....	5/256 X
1,887,058	11/1932	Karr .	
1,897,309	2/1933	Karr .	
1,938,489	12/1933	Karr .	
2,374,850	5/1945	Wunderlich .	
2,480,158	8/1949	Owen .....	267/91
2,581,686	1/1952	McRoskey .	
2,740,134	4/1956	Hood .....	267/91
3,533,114	10/1970	Karpen .	
4,609,186	9/1986	Thoenen .	

FIG. 1 is a top plan view of a top portion of a spring core, showing my new design;  
FIG. 2 is an enlarged view taken from section 2 of FIG. 1;  
FIG. 3 is a side elevational view;  
FIG. 4 is an enlarged view taken from section 4 of FIG. 3;  
FIG. 5 is an elevational view, showing the side opposite that shown in FIG. 3;  
FIG. 6 is an enlarged view taken from section 6 of FIG. 5;  
FIG. 7 is an end elevational view;  
FIG. 8 is an enlarged view taken from section 8 of FIG. 7;  
FIG. 9 is an end elevational view showing the end opposite that shown in FIG. 7; and,  
FIG. 10 is an enlarged view taken from section 10 in FIG. 9.

The broken lines are for environmental purposes only and form no part of the claimed design.

**1 Claim, 3 Drawing Sheets**






FIG. 1




FIG. 2




FIG. 4




FIG. 6

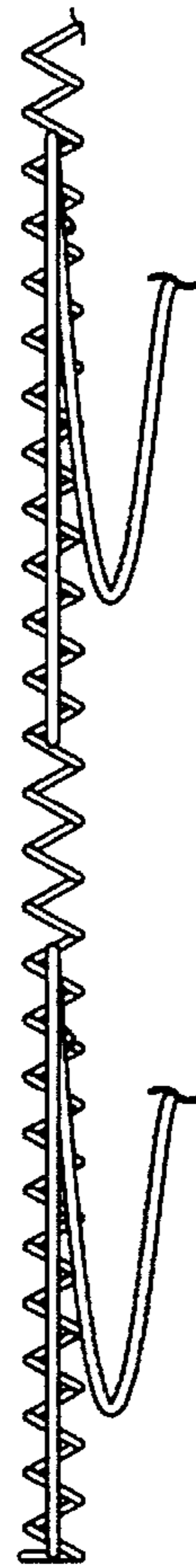
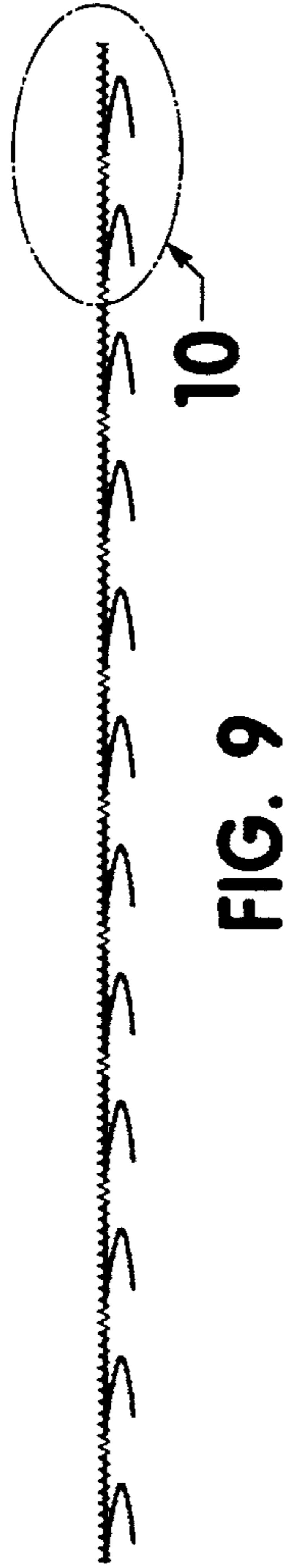
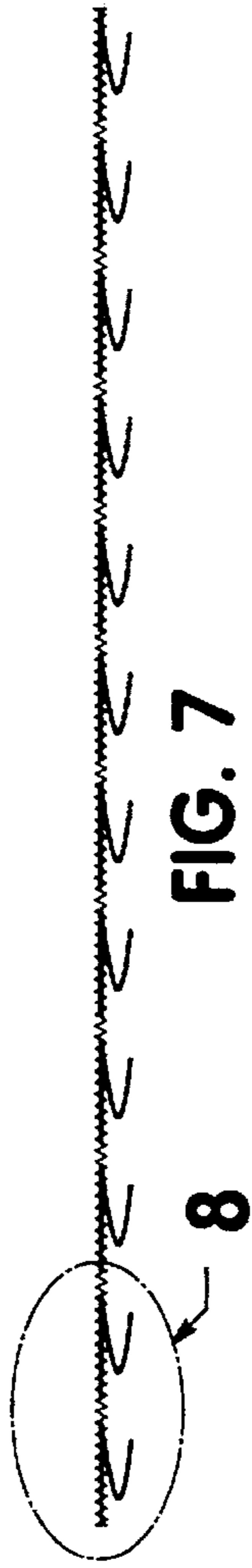
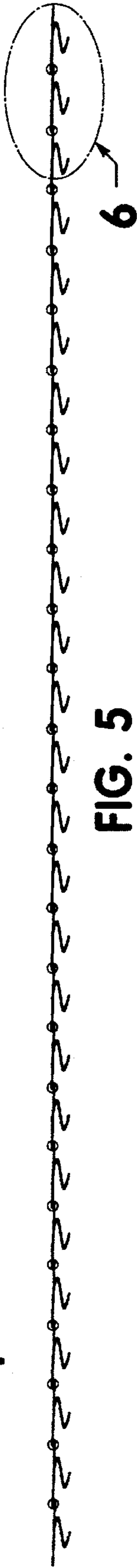
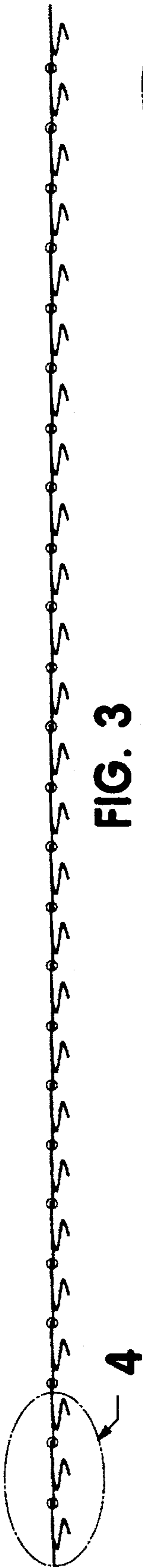


FIG. 8

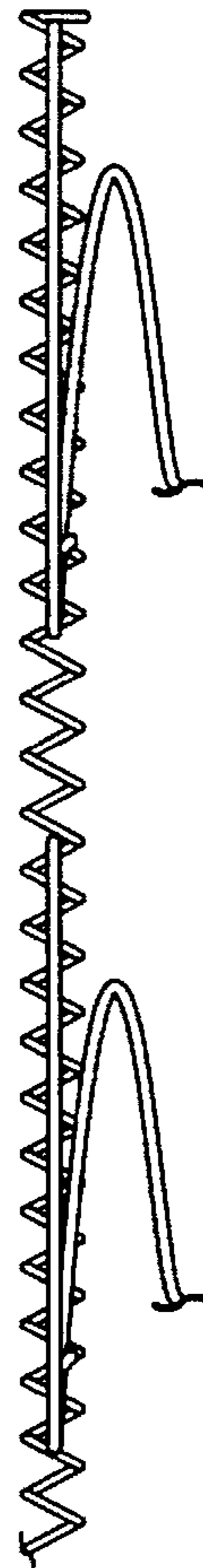


FIG. 10